

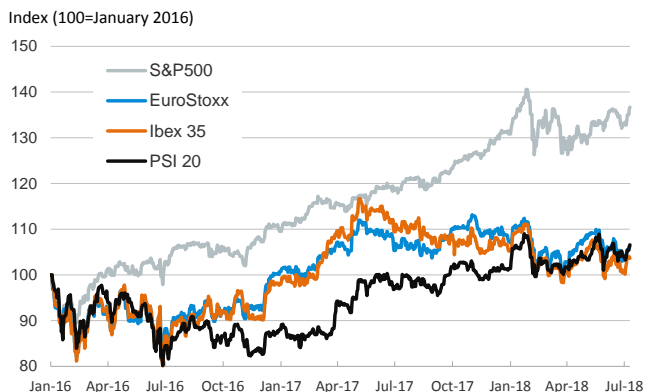
- ▶ Global stock markets performed positively and the main indices registered moderate gains, with the exception of the IBEX 35 and the Turkish BIST 100, which lost 0.4% and 3.0% respectively.
- ▶ In fixed-income markets, Tuesday session was very similar to Monday's, as yields on 10-year sovereign bonds edged up in core Europe and decreased in the periphery. Some analysts commented that the trading volumes are lower than usual, which can explain the moderate moves of bond prices. In FX markets, the euro experienced a depreciation of 0.5% which was almost recovered by the end of the day.
- ▶ In oil markets, the Brent reached \$79 per barrel.

Interest Rates (%)	7/10	7/9	Daily Change (basis points)	Weekly Change (basis points)	YTD (basis points)	YoY Change (basis points)
Eurozone						
ECB - Official Interest Rate (Refi)	0.00	0.00	0	0	0	0
Eonia	-0.36	-0.36	0	0	-2	0
Swap Eonia (10Y)	0.68	0.67	1	1	-1	-8
3 months (Euribor)	-0.32	-0.32	0	0	1	1
12 months (Euribor)	-0.18	-0.18	0	0	1	-3
Germany - 2-Year Bond	-0.64	-0.65	1	4	-1	-4
Germany - 10-Year Bond	0.32	0.30	2	3	-11	-23
France - 10-Year Bond	0.65	0.64	2	2	-13	-26
Italy - 10-Year Bond	2.67	2.66	0	4	66	35
Spain - 10-Year Bond	1.28	1.29	-2	-1	-29	-42
Portugal - 10-Year Bond	1.76	1.78	-3	2	-19	-140
Risk premium - Spain (10Y)	96	99	-4	-4	-18	-19
Risk premium - Portugal (10Y)	144	148	-5	-1	-8	-117
US						
Fed - Upper Bound	2.00	2.00	0	0	50	75
3 months (Libor)	2.33	2.33	0	-1	64	103
12 months (Libor)	2.78	2.78	0	1	67	103
2-Year Bond	2.57	2.56	1	5	69	119
10-Year Bond	2.85	2.86	-1	2	44	49
Stock Markets						
	7/10	7/9	Daily Change (%)	Weekly Change (%)	YTD (%)	YoY Change (%)
CaixaBank	3.85	3.88	-0.8	3.8	-1.1	-9.1
BPI	1.45	1.45	-0.1	0.0	23.6	36.8
Ibex 35	9889	9927	-0.4	2.4	-1.5	-5.4
PSI 20	5662	5643	0.3	3.2	5.1	9.4
MIB	22057	22033	0.1	1.3	0.9	4.5
DAX	12610	12544	0.5	2.1	-2.4	1.4
CAC 40	5434	5398	0.7	2.2	2.3	5.7
Eurostoxx50	3473	3460	0.4	2.0	-0.9	0.3
FTSE 100	7692	7688	0.1	1.3	0.1	4.9
S&P 500	2794	2784	0.3	3.0	4.5	15.2
Nasdaq	7759	7756	0.0	3.4	12.4	25.3
Nikkei 225	22197	22052	0.7	1.9	-2.5	9.9
MSCI Emerging Index	1076	1076	0.0	1.7	-7.1	5.7
Shanghai	2828	2815	0.4	1.5	-14.5	-11.7
VIX Index	12.64	12.69	-0.4	-21.7	14.5	16.1
Currencies						
	7/10	7/9	Daily Change (%)	Weekly Change (%)	YTD (%)	YoY Change (%)
EUR/USD	1.174	1.175	-0.1	0.7	-2.2	2.4
EUR/GBP	0.88	0.89	-0.2	0.1	-0.4	-0.9
EUR/CHF	1.16	1.17	0.0	0.7	-0.5	5.4
USD/JPY	111.00	110.85	0.1	0.4	-1.5	-2.6
USD/CNY	6.63	6.62	0.3	-0.1	2.0	-2.5
USD/MXN	18.93	19.19	-1.4	-2.7	-3.7	5.7
Commodities						
	7/10	7/9	Daily Change (%)	Weekly Change (%)	YTD (%)	YoY Change (%)
Global Commodities Index	85.8	86.1	-0.4	-0.2	-2.7	3.3
Brent (US\$/barrel)	78.9	78.1	1.0	1.4	17.9	66.0
Gold (US\$/ounce)	1255.5	1257.7	-0.2	0.2	-3.6	3.1
Metal Index	207.5	209.7	-1.1	-2.3	-9.8	11.4
Agricultural Index	245.8	247.6	-0.7	0.7	-3.6	-11.9

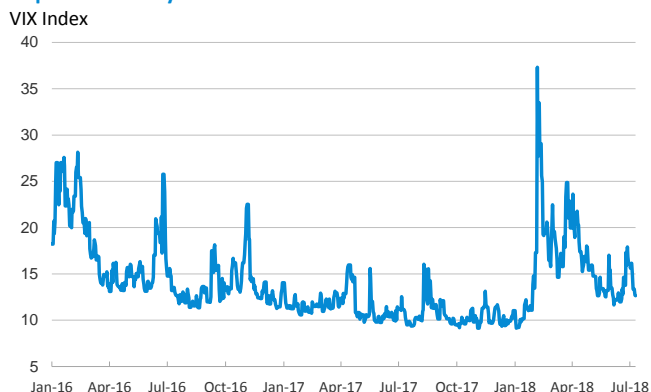
Note (*): one more day for Asian stock markets

Selected Time Series

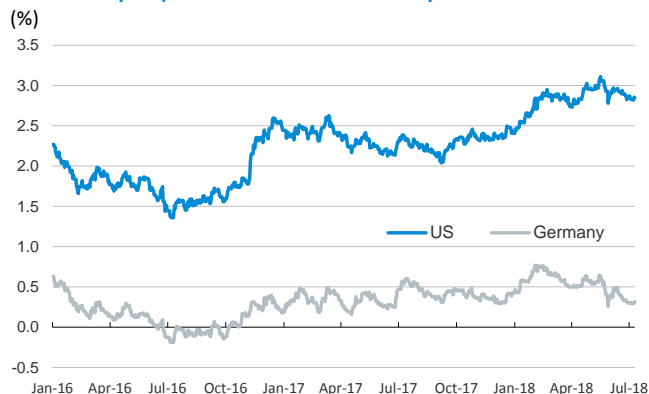
Main advanced stock markets



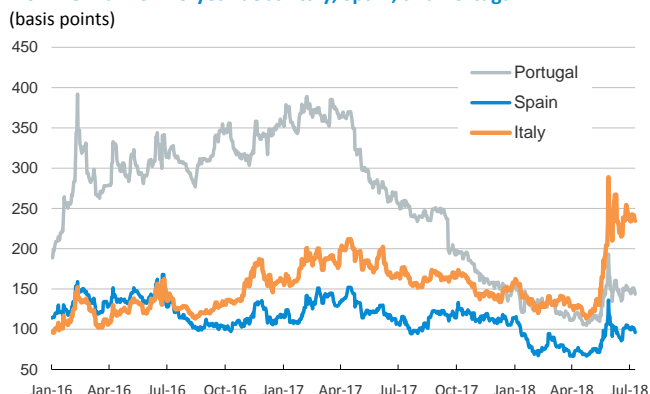
Implied volatility on US stock markets



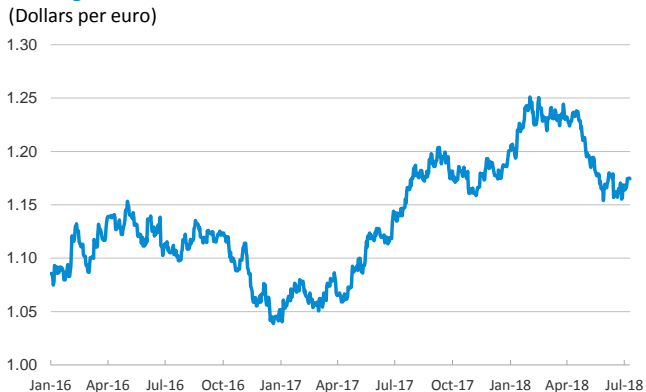
Yield on 10-year public debt: U.S. and Germany



Risk Premium on 10-year debt: Italy, Spain, and Portugal



Exchange rate: EUR/USD



Brent oil price



Notice regarding publication of the CaixaBank "Daily Report".

The "Daily Report" is a publication by CaixaBank Research that contains information and opinions from sources considered to be reliable. This document is for informative purposes only and CaixaBank is not liable in any way for any use made thereof. The opinions and estimates are those of the CaixaBank Research and are liable to change without prior notice.