

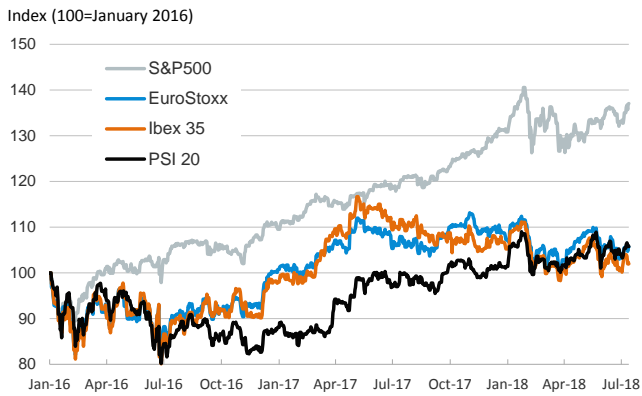
- ▶ Markets ended the week with a relatively quiet session. The main U.S. and euro area stock market indices posted moderate gains, but in Spain and Portugal stocks suffered a small decline. In fixed-income markets, U.S. and European sovereign yields edged down and in FX markets the euro fluctuated around \$1.17.
- ▶ In Spain, inflation climbed to 2.3% in June (2.1% in May), confirming INE's flash estimate (which had been released on June 28). The components breakdown showed that non-core items (energy and unprocessed food) were the main drivers behind rising inflation, while core inflation stood stable at 1.1%. See more details [here](#).
- ▶ China's GDP growth stood at 6.7% yoy in Q2 2018 (released this morning), slightly below Q1's 6.8% figure.
- ▶ This week the focus will be on the Fed's Chairman Testimonies to the Congress (before the Senate on Tuesday and the House on Wednesday).

Interest Rates (%)	7/13	7/12	Daily Change (basis points)	Weekly Change (basis points)	YTD (basis points)	YoY Change (basis points)
Eurozone						
ECB - Official Interest Rate (Refi)	0.00	0.00	0	0	0	0
Eonia	-0.36	-0.36	0	0	-2	0
Swap Eonia (10Y)	0.66	0.67	-1	-1	-4	-10
3 months (Euribor)	-0.32	-0.32	0	0	1	1
12 months (Euribor)	-0.18	-0.18	0	0	1	-3
Germany - 2-Year Bond	-0.63	-0.64	0	2	-1	-2
Germany - 10-Year Bond	0.34	0.36	-2	5	-9	-26
France - 10-Year Bond	0.62	0.64	-2	-2	-16	-24
Italy - 10-Year Bond	2.55	2.62	-7	-16	54	26
Spain - 10-Year Bond	1.26	1.29	-2	-5	-30	-39
Portugal - 10-Year Bond	1.73	1.75	-1	-7	-21	-142
Risk premium - Spain (10Y)	92	93	-1	-9	-22	-13
Risk premium - Portugal (10Y)	139	139	0	-12	-12	-116
US						
Fed - Upper Bound	2.00	2.00	0	0	50	75
3 months (Libor)	2.34	2.34	0	1	65	104
12 months (Libor)	2.79	2.79	0	2	68	105
2-Year Bond	2.58	2.59	-1	4	70	122
10-Year Bond	2.83	2.85	-2	1	42	50
Stock Markets	7/13	7/12	Daily Change (%)	Weekly Change (%)	YTD (%)	YoY Change (%)
CaixaBank	3.73	3.73	0.2	-3.2	-4.0	-13.5
BPI	1.45	1.45	0.0	0.0	23.6	37.2
Ibex 35	9735	9767	-0.3	-1.7	-3.1	-8.6
PSI 20	5619	5634	-0.3	0.4	4.3	6.0
MIB	21892	21790	0.5	-0.2	0.2	1.9
DAX	12541	12493	0.4	0.4	-2.9	-0.7
CAC 40	5429	5406	0.4	1.0	2.2	3.7
Eurostoxx50	3455	3445	0.3	0.2	-1.4	-2.0
FTSE 100	7662	7651	0.1	0.6	-0.3	3.8
S&P 500	2801	2798	0.1	1.5	4.8	13.9
Nasdaq	7826	7824	0.0	1.8	13.4	24.0
Nikkei 225	22597	22188	1.8	3.7	-0.7	12.3
MSCI Emerging Index	1076	1070	0.5	1.5	-7.1	2.7
Shanghai	2831	2838	-0.2	3.1	-14.4	-12.1
VIX Index	12.18	12.58	-3.2	-8.9	10.3	28.1
Currencies	7/13	7/12	Daily Change (%)	Weekly Change (%)	YTD (%)	YoY Change (%)
EUR/USD	1.169	1.167	0.1	-0.5	-2.7	1.9
EUR/GBP	0.88	0.88	0.0	-0.1	-0.5	0.9
EUR/CHF	1.17	1.17	0.1	0.7	0.0	5.9
USD/JPY	112.38	112.55	-0.2	1.7	-0.3	-0.1
USD/CNY	6.69	6.67	0.4	0.7	2.8	-1.2
USD/MXN	18.89	18.98	-0.5	-0.8	-3.9	7.6
Commodities	7/13	7/12	Daily Change (%)	Weekly Change (%)	YTD (%)	YoY Change (%)
Global Commodities Index	83.8	84.0	-0.2	-2.8	-4.9	1.4
Brent (US\$/barrel)	75.3	74.5	1.2	-2.3	12.7	54.0
Gold (US\$/ounce)	1241.5	1247.4	-0.5	-1.1	-4.7	1.0
Metal Index	203.0	203.9	-0.5	-2.2	-11.8	7.8
Agricultural Index	240.3	241.9	-0.7	-4.3	-5.7	-10.6

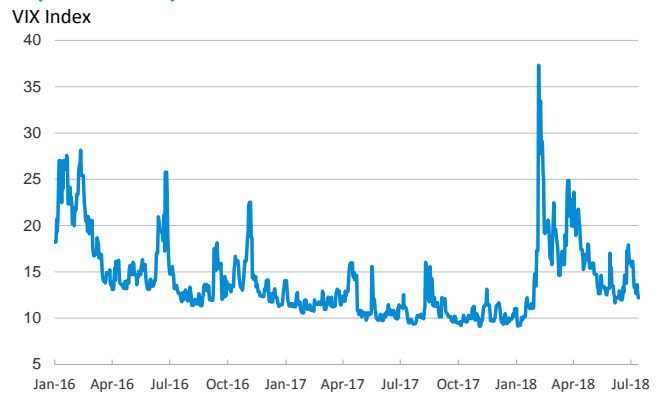
Note (*): one more day for Asian stock markets

Selected Time Series

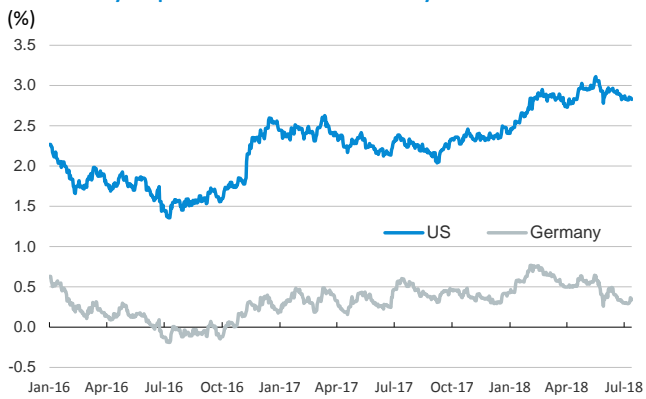
Main advanced stock markets



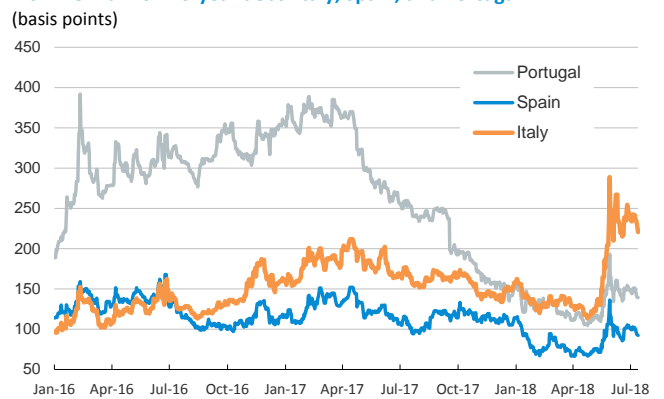
Implied volatility on US stock markets



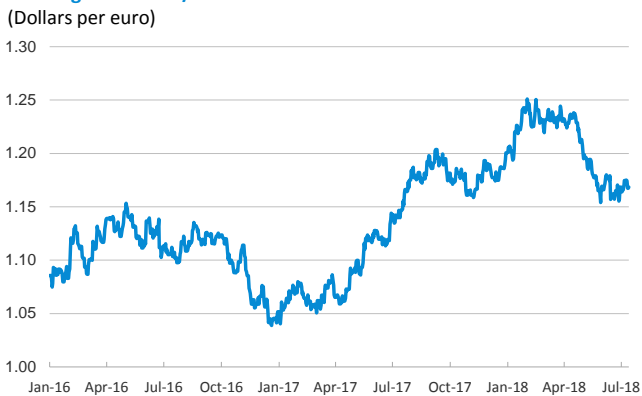
Yield on 10-year public debt: U.S. and Germany



Risk Premium on 10-year debt: Italy, Spain, and Portugal



Exchange rate: EUR/USD



Brent oil price



Notice regarding publication of the CaixaBank "Daily Report".

The "Daily Report" is a publication by CaixaBank Research that contains information and opinions from sources considered to be reliable. This document is for informative purposes only and CaixaBank is not liable in any way for any use made thereof. The opinions and estimates are those of the CaixaBank Research and are liable to change without prior notice.