

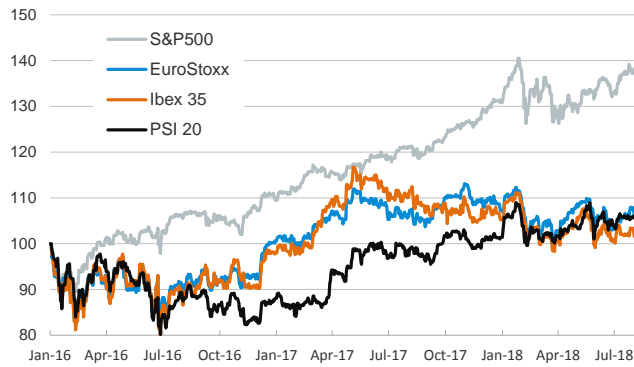
- ▶ U.S. stock markets performed positively following news of the earnings' season and the S&P 500 gained 0.5%. Meanwhile, European indices registered broad-based losses that were especially pronounced in Germany and Italy.
- ▶ In fixed-income markets, the yield on the Italian 10-year sovereign bond rose 12 basis points, reaching a 52-day high. In FX markets, the euro depreciated slightly against the dollar.
- ▶ In oil markets, the Brent recovered partially from the declines registered this week and fluctuated around \$73.5 per barrel.
- ▶ As expected, the Bank of England's Monetary Policy Committee decided unanimously to increase its reference interest rate 25 basis points to 0.75%.
- ▶ Today the focus will be on the release of the U.S. Bureau of Labor Statistics July employment report.

Interest Rates (%)	8/2	8/1	Daily Change (basis points)	Weekly Change (basis points)	YTD (basis points)	YoY Change (basis points)
Eurozone						
ECB - Official Interest Rate (Refi)	0.00	0.00	0	0	0	0
Eonia	-0.36	-0.36	0	1	-1	-1
Swap Eonia (10Y)	0.75	0.76	-1	3	6	9
3 months (Euribor)	-0.32	-0.32	0	0	1	1
12 months (Euribor)	-0.18	-0.18	0	0	1	-2
Germany - 2-Year Bond	-0.57	-0.55	-1	4	6	12
Germany - 10-Year Bond	0.46	0.48	-2	6	3	1
France - 10-Year Bond	0.78	0.78	0	8	0	6
Italy - 10-Year Bond	2.91	2.78	12	21	90	93
Spain - 10-Year Bond	1.46	1.45	0	9	-11	1
Portugal - 10-Year Bond	1.81	1.79	2	8	-13	-105
Risk premium - Spain (10Y)	100	98	2	4	-14	0
Risk premium - Portugal (10Y)	135	131	4	2	-17	-106
US						
Fed - Upper Bound	2.00	2.00	0	0	50	75
3 months (Libor)	2.35	2.35	0	1	66	104
12 months (Libor)	2.83	2.83	0	1	72	110
2-Year Bond	2.66	2.68	-2	-2	78	132
10-Year Bond	2.99	3.01	-2	1	58	77
Stock Markets						
	8/2	8/1	Daily Change (%)	Weekly Change (%)	YTD (%)	YoY Change (%)
CaixaBank	3.90*	3.96*	-1.6	1.6	0.2	-12.1
BPI	1.45	1.45	0.3	0.3	24.0	35.3
Ibex 35	9698	9799	-1.0	-0.8	-3.4	-8.1
PSI 20	5612	5637	-0.5	0.3	4.1	8.3
MIB	21415	21791	-1.7	-2.0	-2.0	-1.7
DAX	12546	12737	-1.5	-2.1	-2.9	3.2
CAC 40	5461	5498	-0.7	-0.4	2.8	6.4
Eurostoxx50	3469	3509	-1.1	-1.1	-1.0	0.1
FTSE 100	7576	7653	-1.0	-1.1	-1.5	1.4
S&P 500	2827	2813	0.5	-0.4	5.7	14.4
Nasdaq	7803	7707	1.2	-0.6	13.0	23.1
Nikkei 225	22513	22747	-1.0	-0.3	-1.1	12.4
MSCI Emerging Index	1067	1087	-1.8	-2.0	-7.9	0.3
Shanghai	2768	2825	-2.0	-4.0	-16.3	-15.4
VIX Index	12.19	13.15	-7.3	0.4	10.4	16.8
Currencies						
	8/2	8/1	Daily Change (%)	Weekly Change (%)	YTD (%)	YoY Change (%)
EUR/USD	1.159	1.166	-0.6	-0.5	-3.5	-2.4
EUR/GBP	0.89	0.89	0.2	0.2	0.2	-1.5
EUR/CHF	1.15	1.16	-0.3	-0.4	-1.5	0.3
USD/JPY	111.66	111.73	-0.1	0.4	-0.9	1.5
USD/CNY	6.84	6.82	0.3	0.7	5.2	1.9
USD/MXN	18.64	18.59	0.3	0.1	-5.2	4.5
Commodities						
	8/2	8/1	Daily Change (%)	Weekly Change (%)	YTD (%)	YoY Change (%)
Global Commodities Index	84.5	84.2	0.3	-0.5	-4.1	1.4
Brent (US\$/barrel)	73.5	72.4	1.5	-1.5	9.8	41.2
Gold (US\$/ounce)	1207.8	1216.0	-0.7	-1.2	-7.3	-4.8
Metal Index	200.0	201.4	-0.7	-2.3	-13.1	2.3
Agricultural Index	253.3	253.4	0.0	1.3	-0.6	-2.4

Note (*): one more day for Asian stock markets

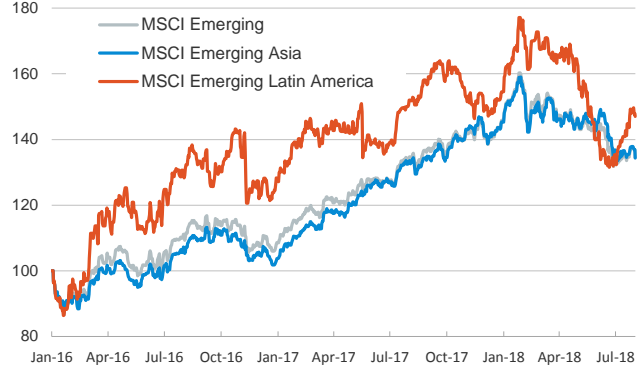
Main advanced stock markets

Index (100=January 2016)



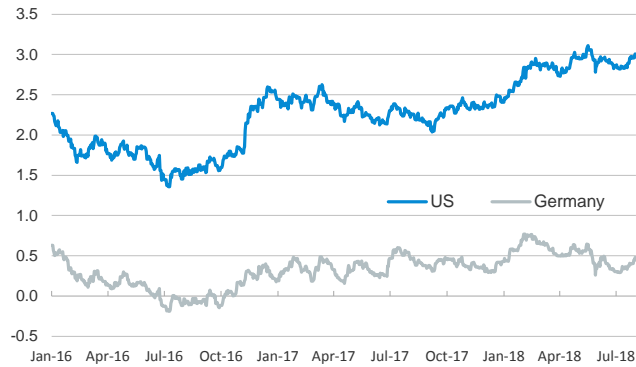
Emerging economies stock markets

Index (100=January 2016)



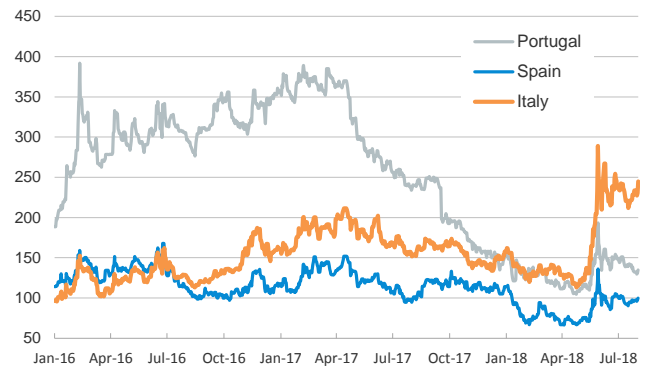
Yield on 10-year public debt: U.S. and Germany

(%)



Risk Premium on 10-year debt: Italy, Spain, and Portugal

(basis points)



Exchange rate: EUR/USD

(Dollars per euro)



Exchange rate: Emerging economies Index

Index (100=January 2016)



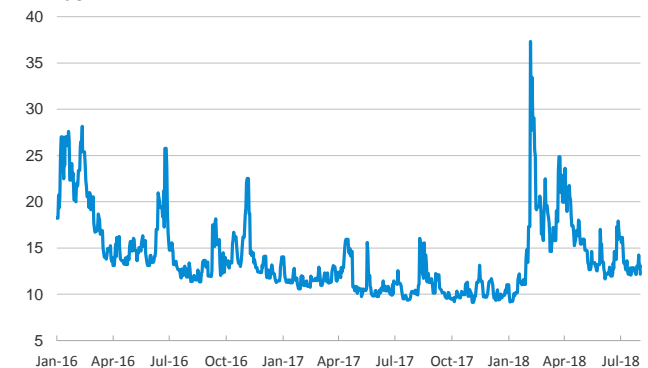
Brent oil price

(US\$/barrel)



Implied volatility on US stock markets

VIX Index



Notice regarding publication of the CaixaBank "Daily Report".

The "Daily Report" is a publication by CaixaBank Research that contains information and opinions from sources considered to be reliable. This document is for informative purposes only and CaixaBank is not liable in any way for any use made thereof. The opinions and estimates are those of the CaixaBank Research and are liable to change without prior notice.