

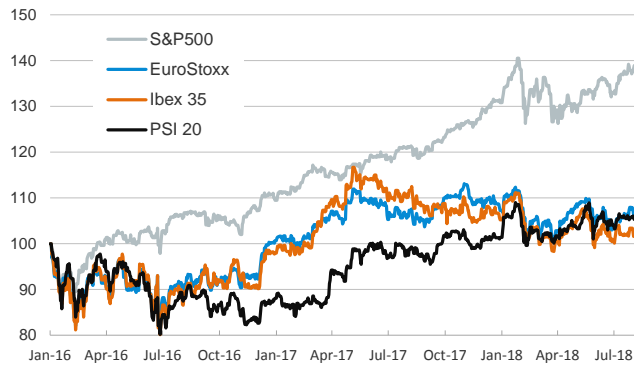
- ▶ Stock markets in advanced economies registered moderate and broad-based gains, except for the Portuguese PSI 20 that declined 0.3%. The MSCI Emerging Index advanced 0.6%, driven by the gains in the Latin American stock indices.
- ▶ In fixed-income markets, yields on the long-term sovereign bonds edged down in Europe and the U.S. In this context, the euro depreciated slightly and remained below \$1.16.
- ▶ According to the report released on Friday by the U.S. Bureau of Labor Statistics, in July non-farm payrolls advanced 157,000 (248,000 in June). This figure supports the Fed's outlook for continuing with a gradual monetary policy tightening.
- ▶ This week investors will focus on the release on Friday of the U.S. inflation data of July.

Interest Rates (%)	8/3	8/2	Daily Change (basis points)	Weekly Change (basis points)	YTD (basis points)	YoY Change (basis points)
Eurozone						
ECB - Official Interest Rate (Refi)	0.00	0.00	0	0	0	0
Eonia	-0.36	-0.36	0	1	-1	0
Swap Eonia (10Y)	0.72	0.75	-3	1	3	5
3 months (Euribor)	-0.32	-0.32	0	0	1	1
12 months (Euribor)	-0.18	-0.18	0	0	1	-3
Germany - 2-Year Bond	-0.59	-0.57	-2	1	4	10
Germany - 10-Year Bond	0.41	0.46	-5	0	-2	-6
France - 10-Year Bond	0.74	0.78	-4	4	-4	-1
Italy - 10-Year Bond	2.92	2.91	1	18	92	91
Spain - 10-Year Bond	1.42	1.46	-4	5	-15	-6
Portugal - 10-Year Bond	1.78	1.81	-3	6	-16	-109
Risk premium - Spain (10Y)	101	100	2	4	-13	0
Risk premium - Portugal (10Y)	137	135	2	5	-14	-103
US						
Fed - Upper Bound	2.00	2.00	0	0	50	75
3 months (Libor)	2.34	2.34	0	0	65	103
12 months (Libor)	2.83	2.83	0	1	72	111
2-Year Bond	2.64	2.66	-2	-3	76	129
10-Year Bond	2.95	2.99	-4	0	54	69
Stock Markets						
	8/3	8/2	Daily Change (%)	Weekly Change (%)	YTD (%)	YoY Change (%)
CaixaBank	3.93	3.90	0.9	1.8	1.1	-11.8
BPI	1.45	1.45	-0.1	0.1	23.8	34.1
Ibex 35	9740	9698	0.4	-1.3	-3.0	-8.6
PSI 20	5594	5612	-0.3	-0.4	3.8	6.5
MIB	21587	21415	0.8	-1.7	-1.2	-1.6
DAX	12616	12546	0.6	-1.9	-2.3	2.6
CAC 40	5479	5461	0.3	-0.6	3.1	5.3
Eurostoxx50	3482	3469	0.4	-1.3	-0.6	-0.7
FTSE 100	7659	7576	1.1	-0.5	-0.4	2.0
S&P 500	2840	2827	0.5	0.8	6.2	14.7
Nasdaq	7812	7803	0.1	1.0	13.2	23.0
Nikkei 225	22525	22513	0.1	-0.8	-1.1	12.9
MSCI Emerging Index	1073	1067	0.6	-1.7	-7.3	0.6
Shanghai	2740	2768	-1.0	-4.6	-17.1	-16.0
VIX Index	11.64	12.19	-4.5	-10.7	5.4	16.1
Currencies						
	8/3	8/2	Daily Change (%)	Weekly Change (%)	YTD (%)	YoY Change (%)
EUR/USD	1.157	1.159	-0.1	-0.8	-3.6	-1.7
EUR/GBP	0.89	0.89	0.0	0.1	0.2	-1.4
EUR/CHF	1.15	1.15	-0.3	-0.8	-1.7	0.4
USD/JPY	111.25	111.66	-0.4	0.2	-1.3	0.5
USD/CNY	6.83	6.84	-0.2	0.2	4.9	1.5
USD/MXN	18.56	18.64	-0.4	-0.4	-5.6	3.8
Commodities						
	8/3	8/2	Daily Change (%)	Weekly Change (%)	YTD (%)	YoY Change (%)
Global Commodities Index	84.9	84.5	0.5	0.1	-3.7	1.9
Brent (US\$/barrel)	73.2	73.5	-0.3	-1.5	9.5	39.7
Gold (US\$/ounce)	1213.7	1207.8	0.5	-0.8	-6.9	-3.6
Metal Index	202.0	200.0	1.0	-1.4	-12.2	3.4
Agricultural Index	254.3	253.3	0.4	1.6	-0.2	-1.9

Note (*): one more day for Asian stock markets

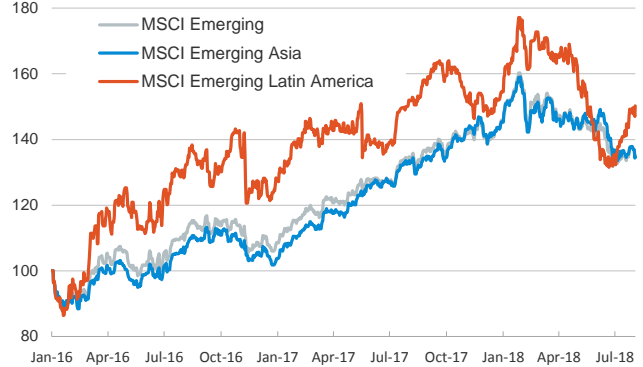
Main advanced stock markets

Index (100=January 2016)



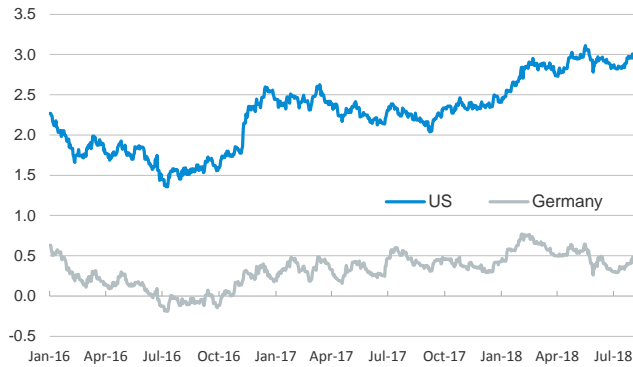
Emerging economies stock markets

Index (100=January 2016)



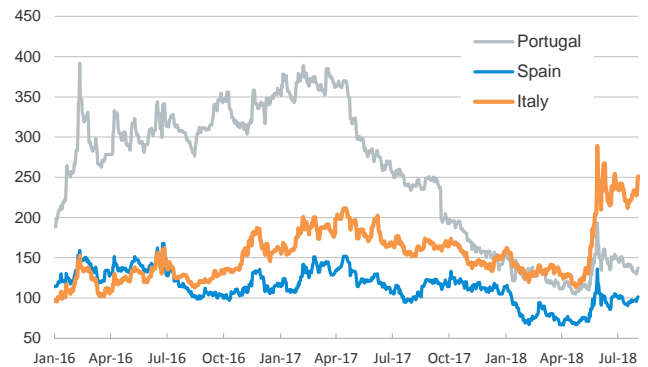
Yield on 10-year public debt: U.S. and Germany

(%)



Risk Premium on 10-year debt: Italy, Spain, and Portugal

(basis points)



Exchange rate: EUR/USD

(Dollars per euro)



Exchange rate: Emerging economies Index

Index (100=January 2016)



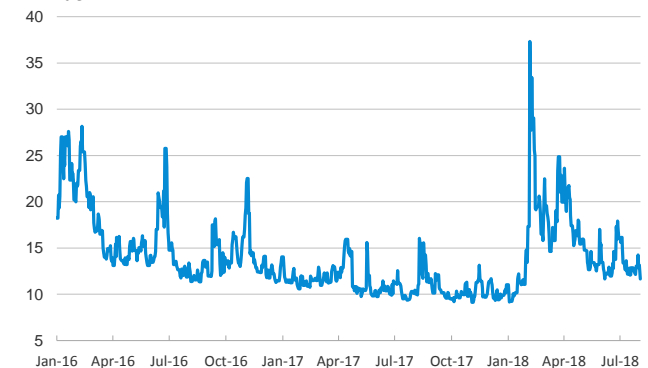
Brent oil price

(US\$/barrel)



Implied volatility on US stock markets

VIX Index



Notice regarding publication of the CaixaBank "Daily Report".

The "Daily Report" is a publication by CaixaBank Research that contains information and opinions from sources considered to be reliable. This document is for informative purposes only and CaixaBank is not liable in any way for any use made thereof. The opinions and estimates are those of the CaixaBank Research and are liable to change without prior notice.