

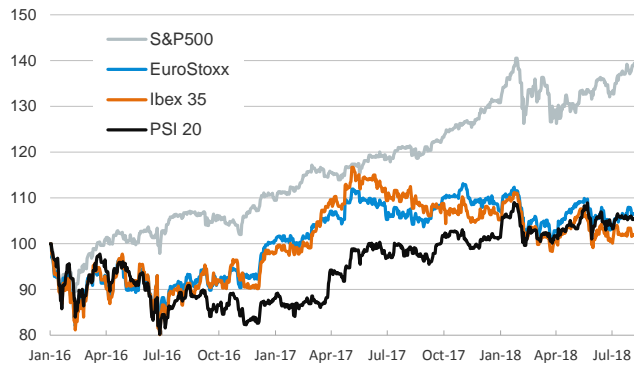
- ▶ Global stock markets were mixed in a session where the S&P 500 advanced 0.4%, driven by good news in the earnings season, and the main European indices remained broadly flat. The MSCI Emerging Index edged down in Asia and in Latin America.
- ▶ In fixed-income markets, yields on 10-year sovereign bonds edged down in Europe and in the U.S. In FX markets, diplomatic tensions between the Turkish and the U.S. Administrations caused the Turkish lira to depreciate by more than 6% against the dollar during the day. The euro depreciated slightly and remained below \$1.16.
- ▶ In oil markets, the barrel of Brent spiked above \$74.4 during the day, but returned later to levels close to \$73.5.

Interest Rates (%)	8/6	8/3	Daily Change (basis points)	Weekly Change (basis points)	YTD (basis points)	YoY Change (basis points)
<b>Eurozone</b>						
ECB - Official Interest Rate (Refi)	0.00	0.00	0	0	0	0
Eonia	-0.36	-0.36	-1	0	-2	-1
Swap Eonia (10Y)	0.71	0.72	-1	-3	2	5
3 months (Euribor)	-0.32	-0.32	0	0	1	1
12 months (Euribor)	-0.18	-0.18	0	0	1	-2
Germany - 2-Year Bond	-0.59	-0.59	0	0	4	9
Germany - 10-Year Bond	0.39	0.41	-2	-6	-4	-7
France - 10-Year Bond	0.71	0.74	-2	-3	-7	-2
Italy - 10-Year Bond	2.90	2.92	-2	12	90	92
Spain - 10-Year Bond	1.40	1.42	-2	-3	-17	-6
Portugal - 10-Year Bond	1.75	1.78	-3	-2	-19	-111
Risk premium - Spain (10Y)	101	101	-1	3	-13	1
Risk premium - Portugal (10Y)	136	137	-1	4	-15	-104
<b>US</b>						
Fed - Upper Bound	2.00	2.00	0	0	50	75
3 months (Libor)	2.34	2.34	0	0	65	103
12 months (Libor)	2.83	2.83	0	1	72	110
2-Year Bond	2.65	2.64	1	-1	77	130
10-Year Bond	2.94	2.95	-1	-3	53	69
<b>Stock Markets</b>						
	8/6	8/3	Daily Change (%)	Weekly Change (%)	YTD (%)	YoY Change (%)
CaixaBank	3.94*	3.93*	0.2	0.5	1.3	-12.3
BPI	1.45	1.45	-0.1	0.0	23.6	35.4
Ibex 35	9723	9740	-0.2	-1.3	-3.2	-8.9
PSI 20	5612	5594	0.3	-0.3	4.1	6.4
MIB	21580	21587	0.0	-1.6	-1.2	-2.0
DAX	12598	12616	-0.1	-1.6	-2.5	2.8
CAC 40	5477	5479	0.0	-0.3	3.1	5.2
Eurostoxx50	3483	3482	0.0	-0.8	-0.6	-0.6
FTSE 100	7664	7659	0.1	-0.5	-0.3	1.8
S&P 500	2850	2840	0.4	1.7	6.6	14.9
Nasdaq	7860	7812	0.6	3.0	13.9	23.1
Nikkei 225	22507	22525	-0.1	-0.2	-1.1	12.2
MSCI Emerging Index	1071	1073	-0.2	-1.8	-7.5	-0.4
Shanghai	2705	2740	-1.3	-5.7	-18.2	-17.5
VIX Index	11.27	11.64	-3.2	-21.0	2.1	13.5
<b>Currencies</b>						
	8/6	8/3	Daily Change (%)	Weekly Change (%)	YTD (%)	YoY Change (%)
EUR/USD	1.155	1.157	-0.1	-1.3	-3.8	-2.0
EUR/GBP	0.89	0.89	0.3	0.1	0.5	-1.4
EUR/CHF	1.15	1.15	0.1	-0.5	-1.6	0.3
USD/JPY	111.40	111.25	0.1	0.3	-1.1	0.6
USD/CNY	6.85	6.83	0.4	0.6	5.3	2.0
USD/MXN	18.53	18.56	-0.2	-0.1	-5.8	3.3
<b>Commodities</b>						
	8/6	8/3	Daily Change (%)	Weekly Change (%)	YTD (%)	YoY Change (%)
Global Commodities Index	85.1	84.9	0.2	-0.4	-3.5	1.6
Brent (US\$/barrel)	73.8	73.2	0.7	-1.6	10.3	40.8
Gold (US\$/ounce)	1207.5	1213.7	-0.5	-1.1	-7.3	-4.0
Metal Index	201.2	202.0	-0.4	-1.7	-12.6	1.4
Agricultural Index	256.0	254.3	0.6	1.1	0.4	-2.3

Note (\*): one more day for Asian stock markets

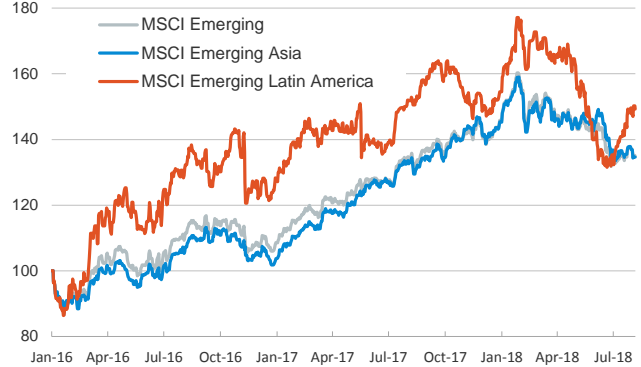
**Main advanced stock markets**

Index (100=January 2016)



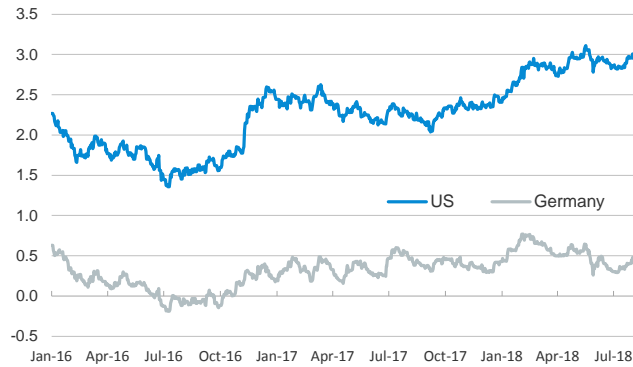
**Emerging economies stock markets**

Index (100=January 2016)



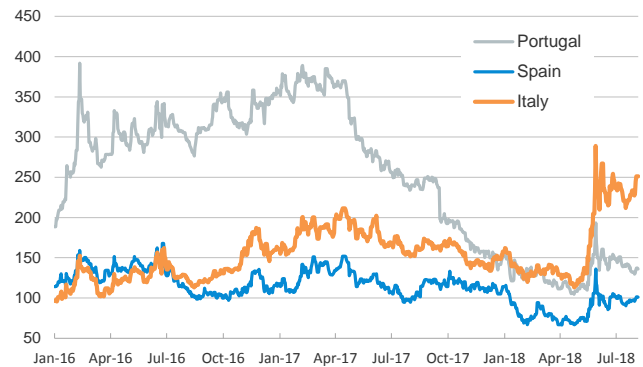
**Yield on 10-year public debt: U.S. and Germany**

(%)



**Risk Premium on 10-year debt: Italy, Spain, and Portugal**

(basis points)



**Exchange rate: EUR/USD**

(Dollars per euro)



**Exchange rate: Emerging economies Index**

Index (100=January 2016)



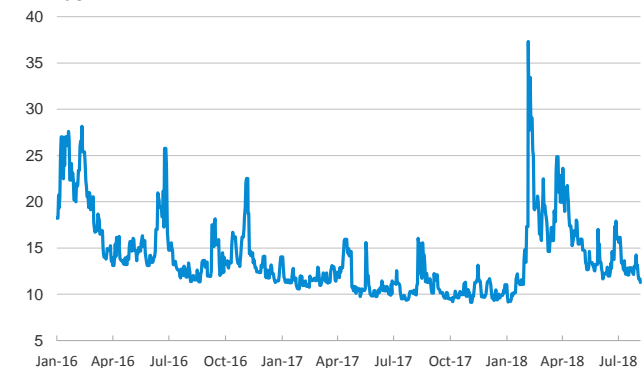
**Brent oil price**

(US\$/barrel)



**Implied volatility on US stock markets**

VIX Index



Notice regarding publication of the CaixaBank "Daily Report".

The "Daily Report" is a publication by CaixaBank Research that contains information and opinions from sources considered to be reliable. This document is for informative purposes only and CaixaBank is not liable in any way for any use made thereof. The opinions and estimates are those of the CaixaBank Research and are liable to change without prior notice.