

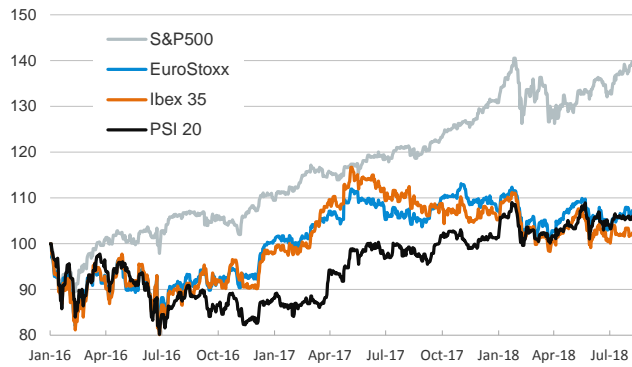
- ▶ The Turkish lira plummeted on Friday and reached almost 7 lira per dollars as tensions intensified with the U.S. following the imposition of sanctions. On Monday morning, the lira showed signs of stabilization as the central bank took steps to boost liquidity.
- ▶ Global stock markets registered losses on Friday on continued turmoil in Turkey that's sparked wider concern of market contagion. Declines were particularly pronounced in Europe and in Emerging markets.
- ▶ Money flowed into safe-haven assets with the yields on Treasuries and the Bund that registered a decline of 6 basis points on Friday.
- ▶ In commodities markets, the barrel of Brent remained relatively stable and continued to fluctuate below 73 dollars.

Interest Rates (%)	8/10	8/9	Daily Change (basis points)	Weekly Change (basis points)	YTD (basis points)	YoY Change (basis points)
<b>Eurozone</b>						
ECB - Official Interest Rate (Refi)	<b>0,00</b>	0,00	0	0	0	0
Eonia	<b>-0,36</b>	-0,36	0	0	-1	0
Swap Eonia (10Y)	<b>0,67</b>	0,70	-3	-5	-2	8
3 months (Euribor)	<b>-0,32</b>	-0,32	0	0	1	1
12 months (Euribor)	<b>-0,17</b>	-0,17	0	1	2	-1
Germany - 2-Year Bond	<b>-0,64</b>	-0,61	-2	-5	-1	8
Germany - 10-Year Bond	<b>0,32</b>	0,38	-6	-9	-11	-7
France - 10-Year Bond	<b>0,67</b>	0,71	-4	-7	-11	-1
Italy - 10-Year Bond	<b>2,99</b>	2,89	9	6	98	96
Spain - 10-Year Bond	<b>1,41</b>	1,39	1	-1	-16	-5
Portugal - 10-Year Bond	<b>1,78</b>	1,77	1	0	-17	-108
Risk premium - Spain (10Y)	<b>109</b>	102	7	8	-5	1
Risk premium - Portugal (10Y)	<b>146</b>	139	7	9	-6	-101
<b>US</b>						
Fed - Upper Bound	<b>2,00</b>	2,00	0	0	50	75
3 months (Libor)	<b>2,32</b>	2,34	-2	-2	63	101
12 months (Libor)	<b>2,82</b>	2,83	-1	-1	71	110
2-Year Bond	<b>2,60</b>	2,65	-5	-4	72	131
10-Year Bond	<b>2,87</b>	2,93	-6	-8	46	68
Stock Markets	8/10	8/9	Daily Change (%)	Weekly Change (%)	YTD (%)	YoY Change (%)
CaixaBank	<b>3,88</b>	4,00	-3,1	-1,4	-0,3	-10,3
BPI	<b>1,45</b>	1,45	0,0	-0,1	23,6	34,1
Ibex 35	<b>9602</b>	9755	-1,6	-1,4	-4,4	-6,6
PSI 20	<b>5629</b>	5642	-0,2	0,6	4,5	8,2
MIB	<b>21091</b>	21634	-2,5	-2,3	-3,5	-1,2
DAX	<b>12424</b>	12676	-2,0	-1,5	-3,8	3,4
CAC 40	<b>5415</b>	5502	-1,6	-1,2	1,9	7,0
Eurostoxx50	<b>3426</b>	3494	-1,9	-1,6	-2,2	0,6
FTSE 100	<b>7667</b>	7742	-1,0	0,1	-0,3	4,9
S&P 500	<b>2833</b>	2854	-0,7	-0,2	6,0	16,1
Nasdaq	<b>7839</b>	7892	-0,7	0,3	13,6	25,3
Nikkei 225	<b>22298</b>	22598	-1,3	-1,0	-2,1	13,0
MSCI Emerging Index	<b>1062</b>	1079	-1,5	-1,0	-8,3	1,9
Shanghai	<b>2795</b>	2794	0,0	2,0	-15,5	-12,9
VIX Index	<b>13,16</b>	11,27	16,8	13,1	19,2	-15,2
Currencies	8/10	8/9	Daily Change (%)	Weekly Change (%)	YTD (%)	YoY Change (%)
EUR/USD	<b>1,141</b>	1,153	-1,0	-1,3	-4,9	-3,5
EUR/GBP	<b>0,89</b>	0,90	-0,6	0,4	0,6	-1,6
EUR/CHF	<b>1,14</b>	1,15	-0,8	-1,2	-2,9	-0,1
USD/JPY	<b>110,83</b>	111,08	-0,2	-0,4	-1,7	1,5
USD/CNY	<b>6,85</b>	6,82	0,4	0,3	5,2	2,7
USD/MXN	<b>18,91</b>	18,69	1,2	1,9	-3,8	6,0
Commodities	8/10	8/9	Daily Change (%)	Weekly Change (%)	YTD (%)	YoY Change (%)
Global Commodities Index	<b>84,2</b>	84,9	-0,8	-0,8	-4,5	0,6
Brent (US\$/barrel)	<b>72,8</b>	72,1	1,0	-0,5	8,9	39,8
Gold (US\$/ounce)	<b>1211,7</b>	1212,5	-0,1	-0,2	-7,0	-6,0
Metal Index	<b>203,8</b>	204,6	-0,4	0,9	-11,5	0,5
Agricultural Index	<b>250,2</b>	257,1	-2,7	-1,6	-1,8	-3,2

Note (\*): one more day for Asian stock markets

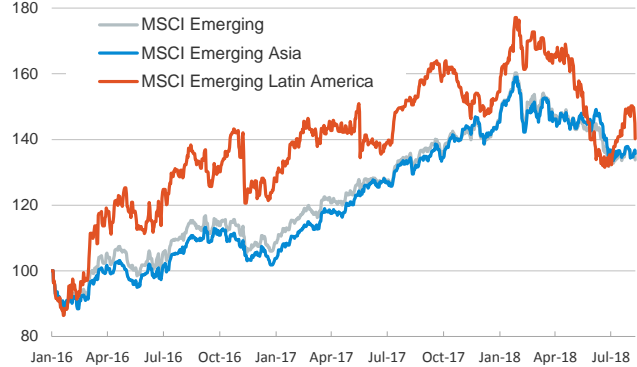
**Main advanced stock markets**

Index (100=January 2016)



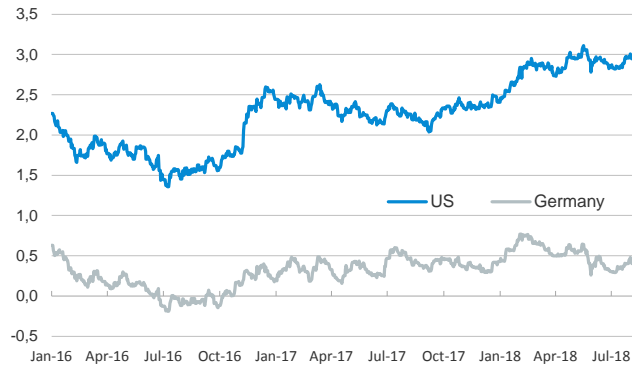
**Emerging economies stock markets**

Index (100=January 2016)



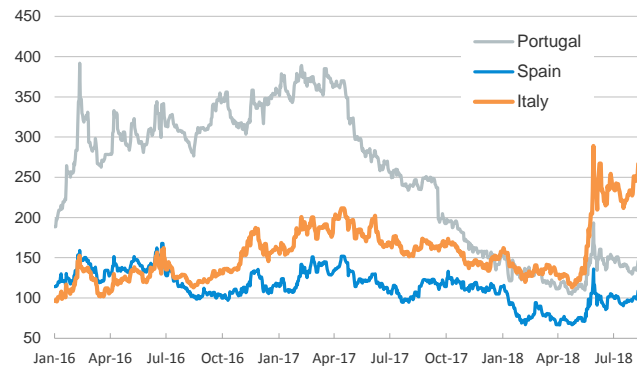
**Yield on 10-year public debt: U.S. and Germany**

(%)



**Risk Premium on 10-year debt: Italy, Spain, and Portugal**

(basis points)



**Exchange rate: EUR/USD**

(Dollars per euro)



**Exchange rate: Emerging economies Index**

Index (100=January 2016)



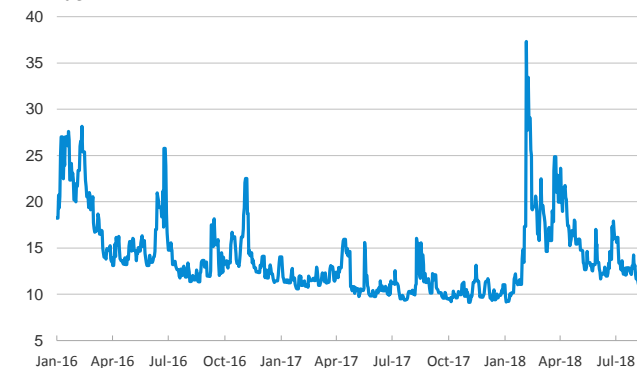
**Brent oil price**

(US\$/barrel)



**Implied volatility on US stock markets**

VIX Index



Notice regarding publication of the CaixaBank "Daily Report".

The "Daily Report" is a publication by CaixaBank Research that contains information and opinions from sources considered to be reliable. This document is for informative purposes only and CaixaBank is not liable in any way for any use made thereof. The opinions and estimates are those of the CaixaBank Research and are liable to change without prior notice.