

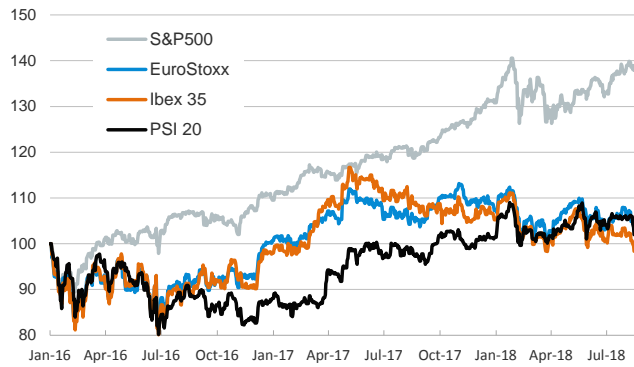
- ▶ Financial markets exhibited a pessimistic mood as stock markets suffered a broad decline across advanced and emerging economies.
- ▶ In fixed-income markets, yields on U.S. and German sovereign yields edged down and Eurozone peripheral spreads rose. In FX markets, the euro fluctuated around \$1.13-1.14.
- ▶ Among emerging-economy currencies, the Turkish lira gained after the country's banking regulator moved to deter short-selling in the currency.
- ▶ In oil markets, the barrel of Brent declined towards \$70. According to data released by the U.S. Department of Energy yesterday, U.S. crude oil inventories increased by 6.8 million barrels in the week ending on August 10.

Interest Rates (%)	8/15	8/14	Daily Change (basis points)	Weekly Change (basis points)	YTD (basis points)	YoY Change (basis points)
Eurozone						
ECB - Official Interest Rate (Refi)	0.00	0.00	0	0	0	0
Eonia	-0.36	-0.36	0	-1	-2	0
Swap Eonia (10Y)	0.65	0.67	-2	-7	-4	2
3 months (Euribor)	-0.32	-0.32	0	0	1	1
12 months (Euribor)	-0.17	-0.17	0	1	2	-1
Germany - 2-Year Bond	-0.65	-0.64	-1	-5	-2	6
Germany - 10-Year Bond	0.30	0.33	-2	-9	-12	-14
France - 10-Year Bond	0.67	0.68	-1	-6	-11	-7
Italy - 10-Year Bond	3.16	3.02	14	25	116	112
Spain - 10-Year Bond	1.45	1.41	4	4	-12	-1
Portugal - 10-Year Bond	1.85	1.82	3	8	-10	-99
Risk premium - Spain (10Y)	115	109	6	14	1	13
Risk premium - Portugal (10Y)	154	149	5	17	3	-84
US						
Fed - Upper Bound	2.00	2.00	0	0	50	75
3 months (Libor)	2.32	2.32	0	-2	63	100
12 months (Libor)	2.81	2.81	0	-2	70	107
2-Year Bond	2.61	2.64	-3	-6	73	128
10-Year Bond	2.86	2.90	-4	-10	45	64
Stock Markets	8/15	8/14	Daily Change (%)	Weekly Change (%)	YTD (%)	YoY Change (%)
CaixaBank	3.75*	3.82*	-1.9	-5.6	-3.7	-16.2
BPI	1.45	1.45	0.0	-0.3	23.6	35.4
Ibex 35	9387	9507	-1.3	-3.7	-6.5	-11.0
PSI 20	5417	5505	-1.6	-3.9	0.5	3.0
MIB	20906	20906	0.0	-4.1	-4.3	-4.9
DAX	12163	12359	-1.6	-3.7	-5.8	-0.8
CAC 40	5305	5403	-1.8	-3.6	-0.1	2.5
Eurostoxx50	3359	3409	-1.5	-3.9	-4.1	-3.6
FTSE 100	7498	7612	-1.5	-3.6	-2.5	0.9
S&P 500	2818	2840	-0.8	-1.4	5.4	14.2
Nasdaq	7774	7871	-1.2	-1.4	12.6	22.5
Nikkei 225	22204	22356	-0.7	-1.9	-2.5	12.5
MSCI Emerging Index	1023	1043	-1.8	-5.2	-11.7	-3.5
Shanghai	2723	2781	-2.1	-0.8	-17.7	-16.1
VIX Index	14.64	13.31	10.0	34.9	32.6	24.7
Currencies	8/15	8/14	Daily Change (%)	Weekly Change (%)	YTD (%)	YoY Change (%)
EUR/USD	1.135	1.134	0.0	-2.3	-5.5	-3.6
EUR/GBP	0.89	0.89	0.2	-0.9	0.6	-2.1
EUR/CHF	1.13	1.13	0.0	-2.3	-3.7	-0.8
USD/JPY	110.74	111.15	-0.4	-0.2	-1.7	0.5
USD/CNY	6.93	6.88	0.7	1.5	6.6	3.6
USD/MXN	19.14	18.88	1.4	3.6	-2.6	8.4
Commodities	8/15	8/14	Daily Change (%)	Weekly Change (%)	YTD (%)	YoY Change (%)
Global Commodities Index	82.2	83.8	-1.9	-3.5	-6.8	-0.5
Brent (US\$/barrel)	70.8	72.5	-2.3	-2.1	5.8	40.8
Gold (US\$/ounce)	1174.9	1194.1	-1.6	-3.2	-9.8	-8.4
Metal Index	191.0	199.2	-4.1	-6.9	-17.0	-8.2
Agricultural Index	249.9	253.2	-1.3	-3.0	-2.0	-0.9

Note (*): one more day for Asian stock markets

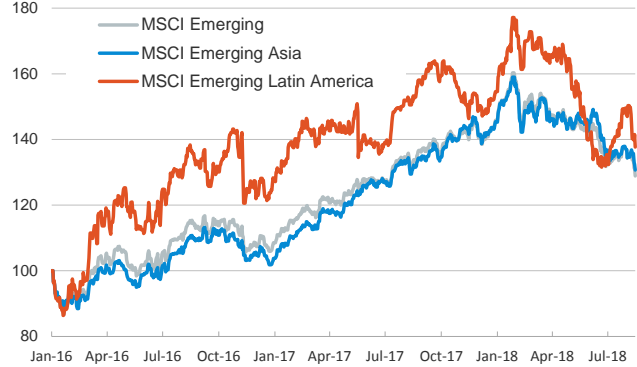
Main advanced stock markets

Index (100=January 2016)



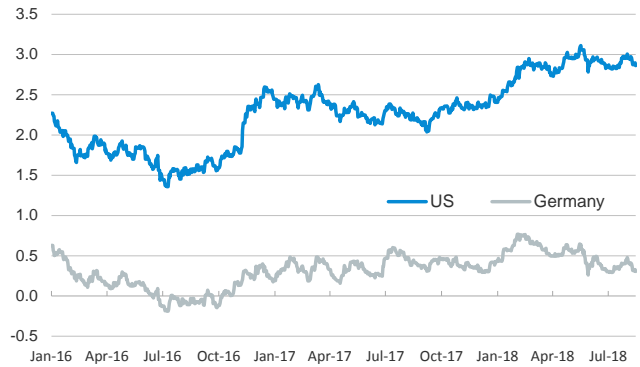
Emerging economies stock markets

Index (100=January 2016)



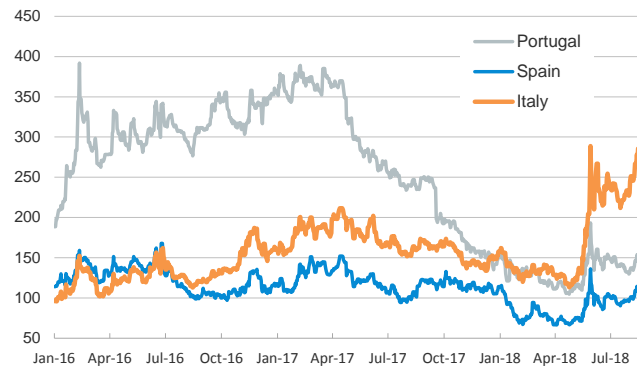
Yield on 10-year public debt: U.S. and Germany

(%)



Risk Premium on 10-year debt: Italy, Spain, and Portugal

(basis points)



Exchange rate: EUR/USD

(Dollars per euro)



Exchange rate: Emerging economies Index

Index (100=January 2016)



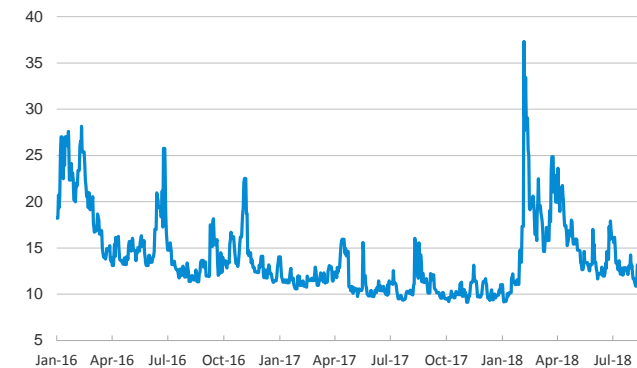
Brent oil price

(US\$/barrel)



Implied volatility on US stock markets

VIX Index



Notice regarding publication of the CaixaBank "Daily Report".

The "Daily Report" is a publication by CaixaBank Research that contains information and opinions from sources considered to be reliable. This document is for informative purposes only and CaixaBank is not liable in any way for any use made thereof. The opinions and estimates are those of the CaixaBank Research and are liable to change without prior notice.