

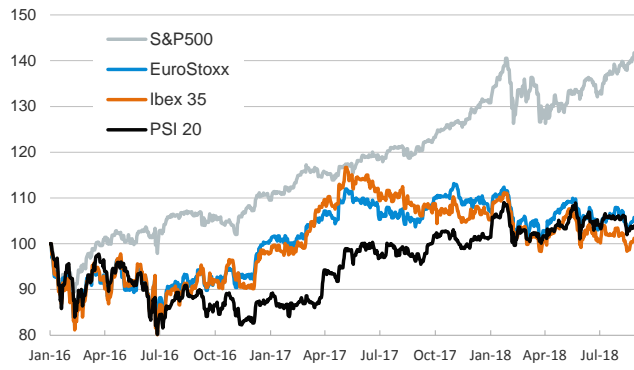
- ▶ Financial markets started the week with optimism and stock markets rallied worldwide on the back of positive developments in trade talks to replace Nafta.
- ▶ In fixed-income markets, U.S. and German sovereign yields ticked up and Eurozone peripheral spreads nudged down.
- ▶ In FX markets, the dollar slipped against the major international currencies. Among EM currencies, the Mexican peso rallied while the Turkish lira dropped as Turkey's markets reopened following a holiday.
- ▶ The U.S. and Mexico reached a preliminary bilateral trade deal to replace Nafta. This first draft was closed without Canada, which had stayed on the sidelines of the talks since July as the U.S. and Mexico focused on settling differences.

Interest Rates (%)	8/27	8/24	Daily Change (basis points)	Weekly Change (basis points)	YTD (basis points)	YoY Change (basis points)
Eurozone						
ECB - Official Interest Rate (Refi)	0.00	0.00	0	0	0	0
Eonia	-0.36	-0.36	0	0	-2	-1
Swap Eonia (10Y)	0.68	0.67	2	3	-1	7
3 months (Euribor)	-0.32	-0.32	0	0	1	1
12 months (Euribor)	-0.17	-0.17	0	0	2	-1
Germany - 2-Year Bond	-0.58	-0.60	2	6	5	17
Germany - 10-Year Bond	0.38	0.35	3	7	-5	0
France - 10-Year Bond	0.71	0.68	3	6	-7	2
Italy - 10-Year Bond	3.15	3.15	0	14	115	107
Spain - 10-Year Bond	1.41	1.39	2	2	-16	-19
Portugal - 10-Year Bond	1.84	1.82	1	4	-11	-103
Risk premium - Spain (10Y)	103	105	-2	-5	-11	-19
Risk premium - Portugal (10Y)	146	148	-2	-3	-6	-103
US						
Fed - Upper Bound	2.00	2.00	0	0	50	75
3 months (Libor)	2.32	2.32	0	1	63	100
12 months (Libor)	2.82	2.82	0	1	71	109
2-Year Bond	2.64	2.62	2	5	76	131
10-Year Bond	2.85	2.81	4	3	44	69
Stock Markets	8/27	8/24	Daily Change (%)	Weekly Change (%)	YTD (%)	YoY Change (%)
CaixaBank	3.97	3.90	1.8	3.4	2.1	-8.6
BPI	1.48	1.47	0.3	1.8	25.8	37.9
Ibex 35	9660	9590	0.7	2.0	-3.8	-6.1
PSI 20	5521	5497	0.4	0.8	2.5	7.6
MIB	20798	20742	0.3	1.6	-4.8	-4.3
DAX	12538	12395	1.2	1.7	-2.9	3.4
CAC 40	5479	5433	0.9	1.8	3.1	7.9
Eurostoxx50	3456	3427	0.8	1.8	-1.4	1.0
FTSE 100	7577	7577	0.0	-0.2	-1.4	2.4
S&P 500	2897	2875	0.8	1.4	8.3	18.5
Nasdaq	8018	7946	0.9	2.5	16.1	27.6
Nikkei 225	22800	22602	0.9	2.7	0.2	17.2
MSCI Emerging Index	1069	1050	1.8	3.4	-7.7	-1.5
Shanghai	2781	2729	1.9	3.1	-15.9	-17.3
VIX Index	12.16	11.99	1.4	-2.6	10.1	7.4
Currencies	8/27	8/24	Daily Change (%)	Weekly Change (%)	YTD (%)	YoY Change (%)
EUR/USD	1.168	1.162	0.5	1.7	-2.7	-2.5
EUR/GBP	0.91	0.90	0.2	1.0	2.0	-2.2
EUR/CHF	1.14	1.14	0.2	0.5	-2.2	0.0
USD/JPY	111.08	111.24	-0.1	0.9	-1.4	1.7
USD/CNY	6.82	6.81	0.1	-0.6	4.7	3.0
USD/MXN	18.77	18.91	-0.8	-1.3	-4.5	5.0
Commodities	8/27	8/24	Daily Change (%)	Weekly Change (%)	YTD (%)	YoY Change (%)
Global Commodities Index	83.8	83.7	0.1	0.5	-5.0	0.4
Brent (US\$/barrel)	76.2	75.8	0.5	5.5	14.0	46.9
Gold (US\$/ounce)	1211.4	1205.9	0.5	1.8	-7.0	-7.4
Metal Index	201.6	201.3	0.1	2.0	-12.4	-4.9
Agricultural Index	243.6	244.7	-0.5	-3.3	-4.4	-3.2

Note (*): one more day for Asian stock markets

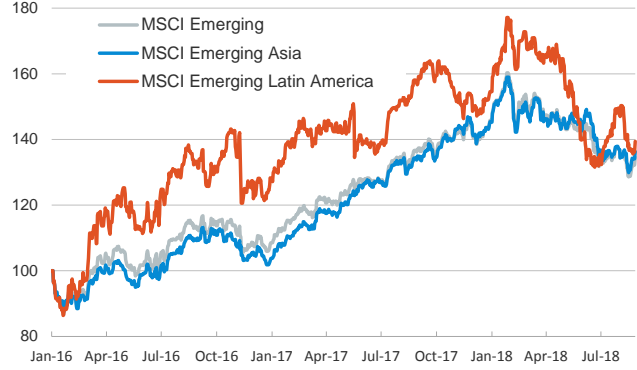
Main advanced stock markets

Index (100=January 2016)



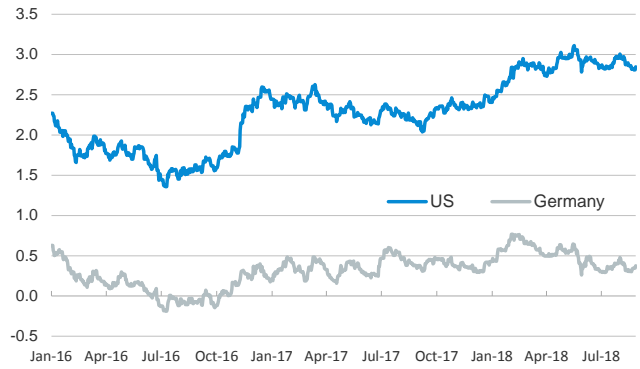
Emerging economies stock markets

Index (100=January 2016)



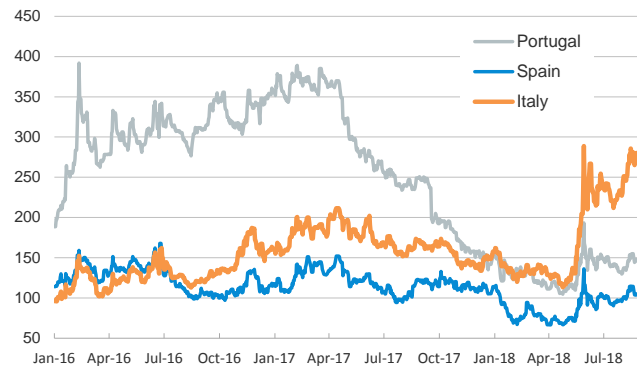
Yield on 10-year public debt: U.S. and Germany

(%)



Risk Premium on 10-year debt: Italy, Spain, and Portugal

(basis points)



Exchange rate: EUR/USD

(Dollars per euro)



Exchange rate: Emerging economies Index

Index (100=January 2016)



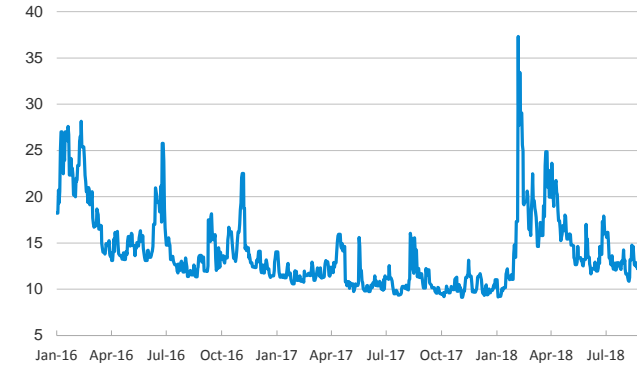
Brent oil price

(US\$/barrel)



Implied volatility on US stock markets

VIX Index



Notice regarding publication of the CaixaBank "Daily Report".

The "Daily Report" is a publication by CaixaBank Research that contains information and opinions from sources considered to be reliable. This document is for informative purposes only and CaixaBank is not liable in any way for any use made thereof. The opinions and estimates are those of the CaixaBank Research and are liable to change without prior notice.