

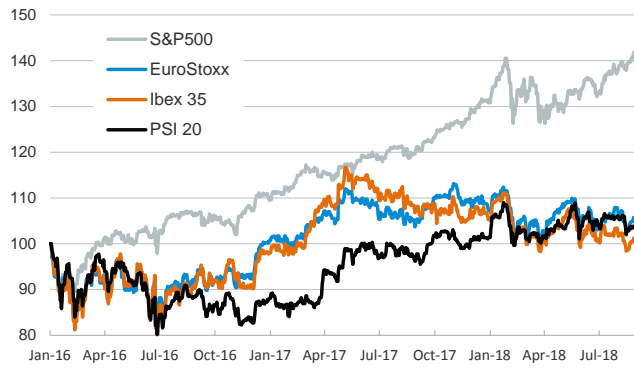
- ▶ Financial markets exhibited a mixed mood as European stocks nudged down and U.S. indices struggled for direction but closed with small gains. Emerging-economy indices suffered losses across Latin America but registered moderate gains in Asia.
- ▶ U.S. sovereign yields ticked up and the yield on 10-year Treasuries advanced towards 2.90%. In the Eurozone, core sovereign yields remained roughly stable and peripheral spreads ticked up.
- ▶ In FX markets, the euro strengthened and fluctuated around \$1.17. In emerging economies, most currencies depreciated against the dollar in a movement that was led by the Turkish lira and the Mexican peso (retreating by 2.4% and 1.7%, respectively).
- ▶ On the macroeconomic front, U.S. consumer confidence stood at an 18-year high in August according to the Conference Board's index (133.4 points, up by 5.5 points with respect to July's figure and the highest reading since October 2000).

Interest Rates (%)	8/28	8/27	Daily Change (basis points)	Weekly Change (basis points)	YTD (basis points)	YoY Change (basis points)
<b>Eurozone</b>						
ECB - Official Interest Rate (Refi)	0.00	0.00	0	0	0	0
Eonia	-0.36	-0.36	0	0	-2	0
Swap Eonia (10Y)	0.69	0.68	1	3	0	11
3 months (Euribor)	-0.32	-0.32	0	0	1	1
12 months (Euribor)	-0.17	-0.17	0	0	2	-1
Germany - 2-Year Bond	-0.58	-0.58	0	2	5	14
Germany - 10-Year Bond	0.38	0.38	0	5	-5	4
France - 10-Year Bond	0.72	0.71	1	5	-6	6
Italy - 10-Year Bond	3.18	3.15	3	20	118	112
Spain - 10-Year Bond	1.46	1.41	5	9	-11	-11
Portugal - 10-Year Bond	1.88	1.84	4	10	-7	-97
Risk premium - Spain (10Y)	108	103	4	4	-6	-15
Risk premium - Portugal (10Y)	150	146	4	6	-2	-101
<b>US</b>						
Fed - Upper Bound	2.00	2.00	0	0	50	75
3 months (Libor)	2.32	2.32	0	1	63	100
12 months (Libor)	2.82	2.82	0	1	71	111
2-Year Bond	2.67	2.64	3	7	79	135
10-Year Bond	2.88	2.85	3	5	47	75
<b>Stock Markets</b>						
	8/28	8/27	Daily Change (%)	Weekly Change (%)	YTD (%)	YoY Change (%)
CaixaBank	3.93	3.97	-1.2	1.3	0.9	-7.9
BPI	1.48	1.48	0.1	2.4	26.0	38.1
Ibex 35	9607	9660	-0.6	0.6	-4.4	-5.8
PSI 20	5512	5521	-0.2	0.1	2.3	7.8
MIB	20620	20798	-0.9	-0.8	-5.6	-3.7
DAX	12527	12538	-0.1	1.2	-3.0	4.9
CAC 40	5485	5479	0.1	1.4	3.2	9.0
Eurostoxx50	3448	3456	-0.2	1.1	-1.6	1.8
FTSE 100	7617	7577	0.5	0.7	-0.9	3.8
S&P 500	2898	2897	0.0	1.2	8.4	18.4
Nasdaq	8030	8018	0.2	2.2	16.3	27.4
Nikkei 225	22813	22800	0.1	2.7	0.2	17.8
MSCI Emerging Index	1071	1069	0.1	2.5	-7.6	-1.0
Shanghai	2778	2781	-0.1	1.6	-16.0	-17.5
VIX Index	12.50	12.16	2.8	-2.8	13.2	6.8
<b>Currencies</b>						
	8/28	8/27	Daily Change (%)	Weekly Change (%)	YTD (%)	YoY Change (%)
EUR/USD	1.170	1.168	0.1	1.1	-2.6	-2.3
EUR/GBP	0.91	0.91	0.3	1.3	2.3	-2.0
EUR/CHF	1.14	1.14	-0.2	0.2	-2.4	-0.2
USD/JPY	111.19	111.08	0.1	0.8	-1.3	1.3
USD/CNY	6.80	6.82	-0.2	-0.6	4.6	3.1
USD/MXN	19.08	18.77	1.7	0.7	-2.9	7.0
<b>Commodities</b>						
	8/28	8/27	Daily Change (%)	Weekly Change (%)	YTD (%)	YoY Change (%)
Global Commodities Index	83.4	83.8	-0.5	-0.1	-5.4	-0.2
Brent (US\$/barrel)	76.0	76.2	-0.3	4.6	13.6	46.1
Gold (US\$/ounce)	1201.0	1211.4	-0.9	0.4	-7.8	-8.3
Metal Index	204.1	201.6	1.3	2.6	-11.3	-4.8
Agricultural Index	240.5	243.6	-1.2	-3.8	-5.6	-3.8

Note (\*): one more day for Asian stock markets

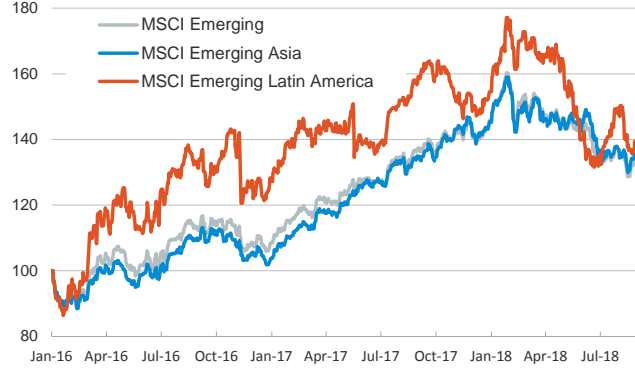
**Main advanced stock markets**

Index (100=January 2016)



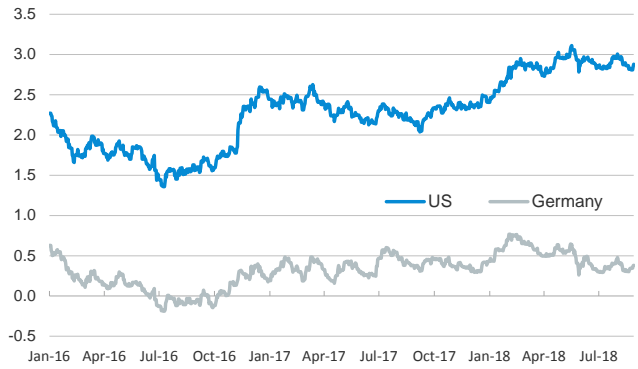
**Emerging economies stock markets**

Index (100=January 2016)



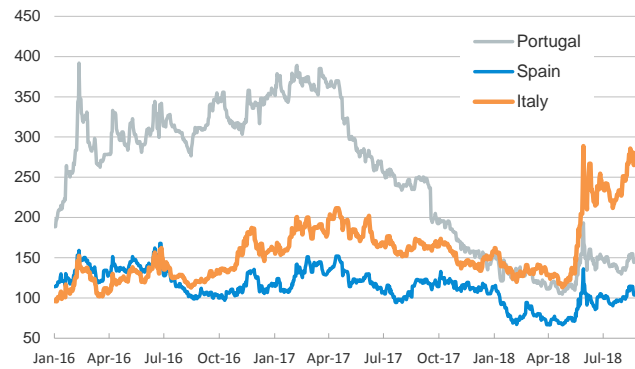
**Yield on 10-year public debt: U.S. and Germany**

(%)



**Risk Premium on 10-year debt: Italy, Spain, and Portugal**

(basis points)



**Exchange rate: EUR/USD**

(Dollars per euro)



**Exchange rate: Emerging economies Index**

Index (100=January 2016)



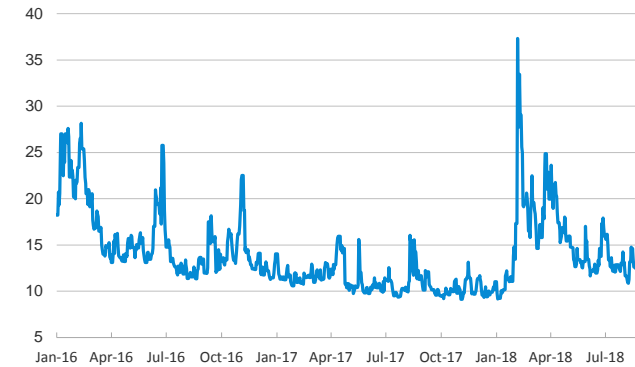
**Brent oil price**

(US\$/barrel)



**Implied volatility on US stock markets**

VIX Index



Notice regarding publication of the CaixaBank "Daily Report".

The "Daily Report" is a publication by CaixaBank Research that contains information and opinions from sources considered to be reliable. This document is for informative purposes only and CaixaBank is not liable in any way for any use made thereof. The opinions and estimates are those of the CaixaBank Research and are liable to change without prior notice.