

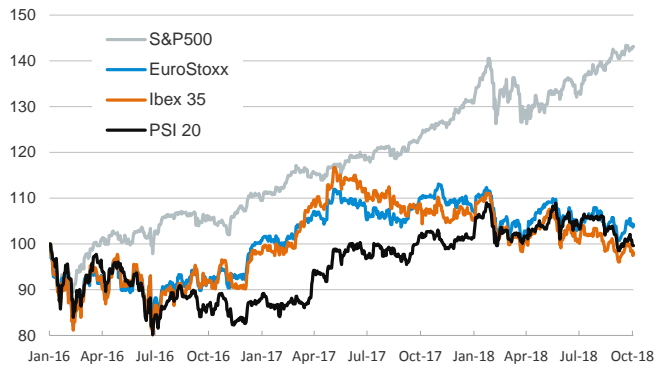
- ▶ Stock markets had a positive tone and gains in equity indices were broad-based across advanced and emerging economies.
- ▶ In fixed-income markets, the Italian risk premium moderated from yesterday's multi-year high following a report which mentioned that the fiscal deficit might be lower than previously expected. On the other side of the Atlantic, yields on the 10-year Treasury bonds jumped 12bp and reached levels not seen since 2011 after the release of strong economic indicators.
- ▶ In FX markets, the U.S. dollar continued to appreciate against most of its peers and the euro fell below \$1.15.
- ▶ In September, the U.S. ISM non-manufacturing index rose to a 21-year high (61.6 points).
- ▶ In oil markets, the barrel of Brent continued to rally and fluctuated above \$86.

Interest Rates (%)	10/3	10/2	Daily Change (basis points)	Weekly Change (basis points)	YTD (basis points)	YoY Change (basis points)
Eurozone						
ECB - Official Interest Rate (Refi)	0.00	0.00	0	0	0	0
Eonia	-0.37	-0.37	0	0	-2	-1
Swap Eonia (10Y)	0.86	0.80	7	4	17	17
3 months (Euribor)	-0.32	-0.32	0	0	1	1
12 months (Euribor)	-0.16	-0.16	0	1	3	1
Germany - 2-Year Bond	-0.53	-0.56	3	-3	10	17
Germany - 10-Year Bond	0.48	0.42	5	-5	5	2
France - 10-Year Bond	0.82	0.78	3	-2	4	7
Italy - 10-Year Bond	3.31	3.45	-14	45	131	112
Spain - 10-Year Bond	1.54	1.54	0	1	-3	-25
Portugal - 10-Year Bond	1.89	1.90	-1	0	-5	-52
Risk premium - Spain (10Y)	106	112	-6	6	-8	-27
Risk premium - Portugal (10Y)	142	148	-6	5	-10	-54
US						
Fed - Upper Bound	2.25	2.25	0	0	75	100
3 months (Libor)	2.41	2.41	0	2	72	106
12 months (Libor)	2.92	2.92	0	1	81	112
2-Year Bond	2.87	2.81	6	6	99	140
10-Year Bond	3.18	3.06	12	13	77	86
Stock Markets						
	10/3	10/2	Daily Change (%)	Weekly Change (%)	YTD (%)	YoY Change (%)
CaixaBank	3.85	3.84	0.4	-3.6	-0.9	-1.5
BPI	1.48	1.46	1.4	0.4	26.2	39.0
Ibex 35	9361	9306	0.6	-1.7	-6.8	-6.1
PSI 20	5294	5292	0.0	-1.8	-1.7	-1.7
MIB	20736	20562	0.8	-4.2	-5.1	-7.7
DAX	12288	12288	0.0	-0.8	-4.9	-5.3
CAC 40	5491	5468	0.4	-0.4	3.4	2.4
Eurostoxx50	3405	3389	0.5	-0.8	-2.8	-5.3
FTSE 100	7510	7475	0.5	0.0	-2.3	0.6
S&P 500	2926	2923	0.1	0.7	9.4	15.3
Nasdaq	8025	8000	0.3	0.4	16.2	22.8
Nikkei 225	24111	24271	-0.7	0.3	5.9	16.9
MSCI Emerging Index	1035	1033	0.2	-1.0	-10.7	-6.1
Shanghai	2821	2821	0.0	0.5	-14.7	-15.8
VIX Index	11.61	12.05	-3.7	-9.9	5.2	20.6
Currencies						
	10/3	10/2	Daily Change (%)	Weekly Change (%)	YTD (%)	YoY Change (%)
EUR/USD	1.148	1.155	-0.6	-2.2	-4.4	-2.4
EUR/GBP	0.89	0.89	-0.3	-0.5	-0.1	-0.1
EUR/CHF	1.14	1.14	0.2	0.4	-2.7	-0.7
USD/JPY	114.53	113.65	0.8	1.6	1.6	1.6
USD/CNY	6.87	6.87	0.0	-0.1	5.6	3.2
USD/MXN	19.04	18.79	1.3	1.1	-3.1	4.2
Commodities						
	10/3	10/2	Daily Change (%)	Weekly Change (%)	YTD (%)	YoY Change (%)
Global Commodities Index	87.7	87.1	0.6	3.5	-0.6	4.4
Brent (US\$/barrel)	86.3	84.8	1.8	6.1	29.0	54.6
Gold (US\$/ounce)	1197.4	1203.3	-0.5	0.2	-8.1	-6.1
Metal Index	207.4	203.6	1.9	2.6	-9.9	-1.6
Agricultural Index	247.3	248.3	-0.4	2.2	-3.0	-1.8

Note (*): one more day for Asian stock markets

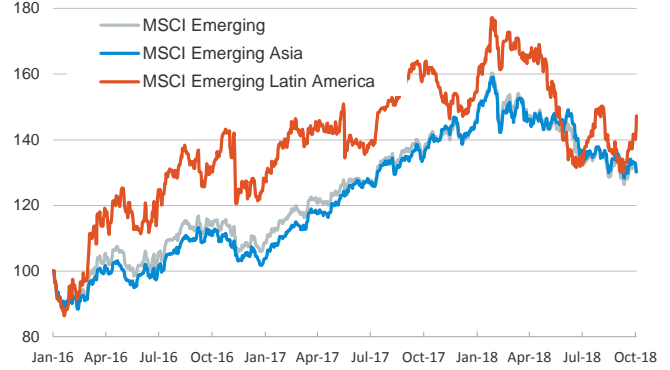
Main advanced stock markets

Index (100=January 2016)



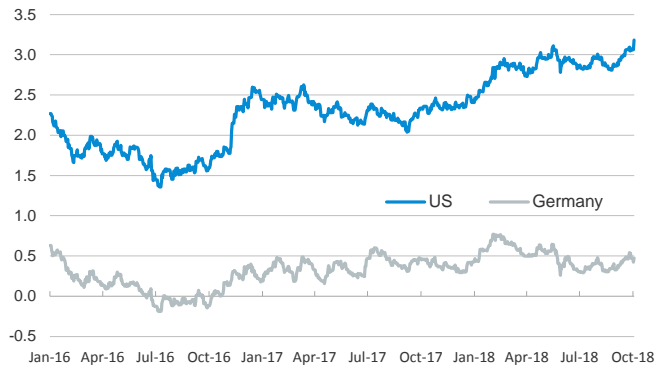
Emerging economies stock markets

Index (100=January 2016)



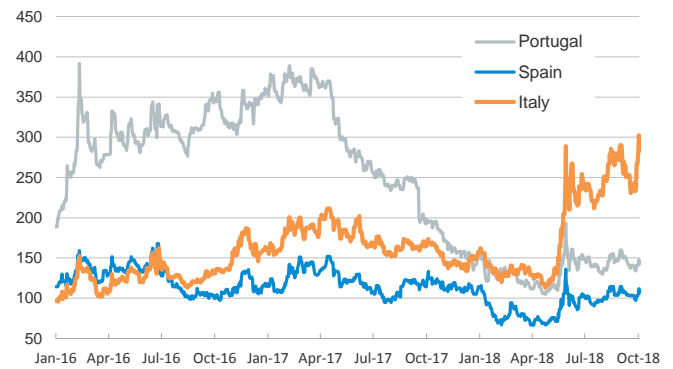
Yield on 10-year public debt: U.S. and Germany

(%)



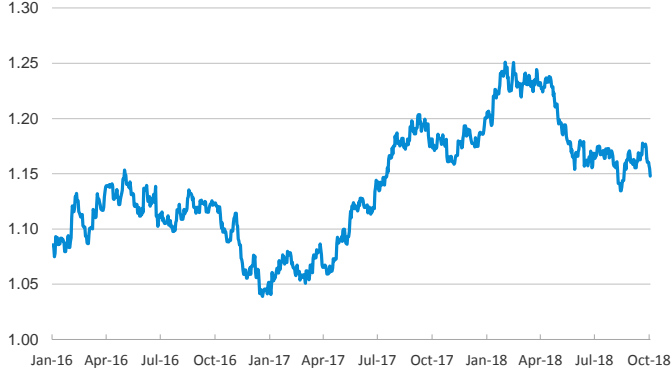
Risk Premium on 10-year debt: Italy, Spain, and Portugal

(basis points)



Exchange rate: EUR/USD

(Dollars per euro)



Exchange rate: Emerging economies Index

Index (100=January 2016)



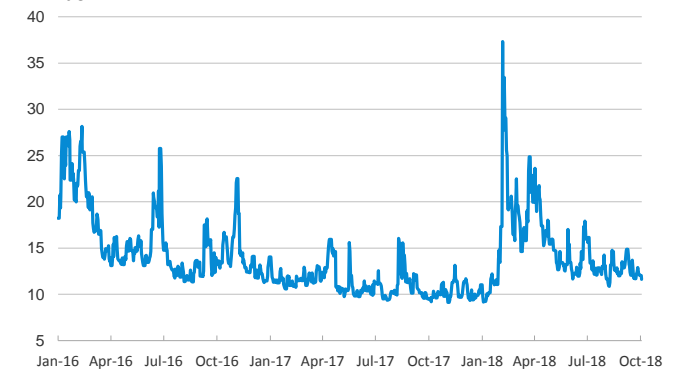
Brent oil price

(US\$/barrel)



Implied volatility on US stock markets

VIX Index



Notice regarding publication of the CaixaBank "Daily Report".

The "Daily Report" is a publication by CaixaBank Research that contains information and opinions from sources considered to be reliable. This document is for informative purposes only and CaixaBank is not liable in any way for any use made thereof. The opinions and estimates are those of the CaixaBank Research and are liable to change without prior notice.