

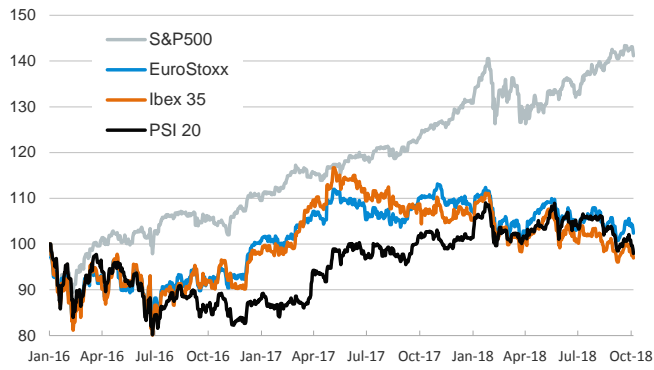
- ▶ Stock markets declined across the board in the last trading session of the week, while in fixed-income markets U.S. and German sovereign yields ticked up and Italy's sovereign spread rose to 285bp.
- ▶ In FX markets, most EM currencies strengthened against the U.S. dollar. The Brazilian real was among the top performers (+0.9%) ahead of this weekend's first-round election, in which far-right Bolsonaro obtained 46.2% of votes and will face leftist Haddad (29.1% of votes) in the second round.
- ▶ In the U.S., the number of jobs created stood at 134,000 in September, while July and August's figures were revised up by a combined +87,000. The unemployment rate fell by 0.2pp to 3.7% (a 48-year low).
- ▶ On Sunday, China's central bank cut the required reserve ratio for the fourth time this year, bringing it down from 15.5% to 14.5%.
- ▶ This week the IMF will release its World Economic Outlook on Tuesday. Investors will also focus on the release of U.S. September CPI inflation figures (Thursday) as well as on the publication of the ECB's last monetary policy meeting accounts (Thursday).

Interest Rates (%)	10/5	10/4	Daily Change (basis points)	Weekly Change (basis points)	YTD (basis points)	YoY Change (basis points)
<b>Eurozone</b>						
ECB - Official Interest Rate (Refi)	0.00	0.00	0	0	0	0
Eonia	-0.36	-0.36	0	-1	-2	0
Swap Eonia (10Y)	0.90	0.87	2	8	20	19
3 months (Euribor)	-0.32	-0.32	0	0	1	1
12 months (Euribor)	-0.16	-0.16	0	0	3	2
Germany - 2-Year Bond	-0.51	-0.52	0	1	11	19
Germany - 10-Year Bond	0.57	0.53	4	10	15	11
France - 10-Year Bond	0.90	0.87	3	10	12	17
Italy - 10-Year Bond	3.42	3.33	10	28	142	128
Spain - 10-Year Bond	1.58	1.56	1	8	1	-13
Portugal - 10-Year Bond	1.94	1.91	3	6	0	-47
Risk premium - Spain (10Y)	100	103	-3	-3	-14	-25
Risk premium - Portugal (10Y)	137	138	-1	-4	-15	-59
<b>US</b>						
Fed - Upper Bound	2.25	2.25	0	0	75	100
3 months (Libor)	2.41	2.41	0	1	72	106
12 months (Libor)	2.96	2.96	0	4	85	116
2-Year Bond	2.89	2.87	2	7	101	139
10-Year Bond	3.23	3.19	4	17	82	87
<b>Stock Markets</b>						
	10/5	10/4	Daily Change (%)	Weekly Change (%)	YTD (%)	YoY Change (%)
CaixaBank	3.87	3.92	-1.4	-1.7	-0.5	-5.2
BPI	1.49	1.50	-0.9	0.7	26.7	38.5
Ibex 35	9254	9315	-0.7	-1.4	-7.9	-9.1
PSI 20	5204	5254	-1.0	-2.9	-3.4	-3.5
MIB	20346	20613	-1.3	-1.8	-6.9	-9.1
DAX	12112	12244	-1.1	-1.1	-6.2	-6.5
CAC 40	5359	5411	-1.0	-2.4	0.9	0.0
Eurostoxx50	3346	3375	-0.9	-1.6	-4.5	-7.2
FTSE 100	7319	7418	-1.3	-2.6	-4.8	-2.7
S&P 500	2886	2902	-0.6	-1.0	7.9	13.2
Nasdaq	7788	7880	-1.2	-3.2	12.8	18.2
Nikkei 225	23784	23976	-0.8	-1.4	4.5	14.9
MSCI Emerging Index	1001	1010	-1.0	-4.5	-13.6	-9.3
Shanghai	2821	2821	0.0	0.0	-14.7	-15.8
VIX Index	14.82	14.22	4.2	22.3	34.2	53.6
<b>Currencies</b>						
	10/5	10/4	Daily Change (%)	Weekly Change (%)	YTD (%)	YoY Change (%)
EUR/USD	1.152	1.151	0.1	-0.7	-4.0	-1.8
EUR/GBP	0.88	0.88	-0.7	-1.4	-1.1	-2.3
EUR/CHF	1.14	1.14	0.2	0.3	-2.3	-0.4
USD/JPY	113.72	113.91	-0.2	0.0	0.9	0.9
USD/CNY	6.87	6.87	0.0	0.0	5.6	3.2
USD/MXN	18.82	19.11	-1.5	0.6	-4.2	1.6
<b>Commodities</b>						
	10/5	10/4	Daily Change (%)	Weekly Change (%)	YTD (%)	YoY Change (%)
Global Commodities Index	86.9	86.8	0.1	2.0	-1.4	3.5
Brent (US\$/barrel)	84.2	84.6	-0.5	1.7	25.9	51.3
Gold (US\$/ounce)	1203.0	1200.0	0.2	0.9	-7.7	-5.8
Metal Index	202.9	204.1	-0.6	0.5	-11.8	-4.2
Agricultural Index	250.2	248.0	0.9	3.8	-1.8	-1.4

Note (\*): one more day for Asian stock markets

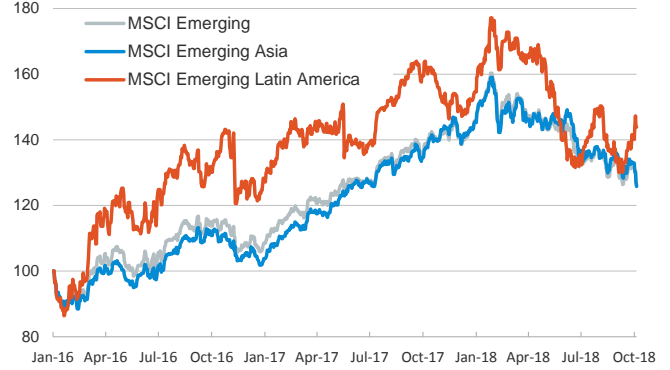
**Main advanced stock markets**

Index (100=January 2016)



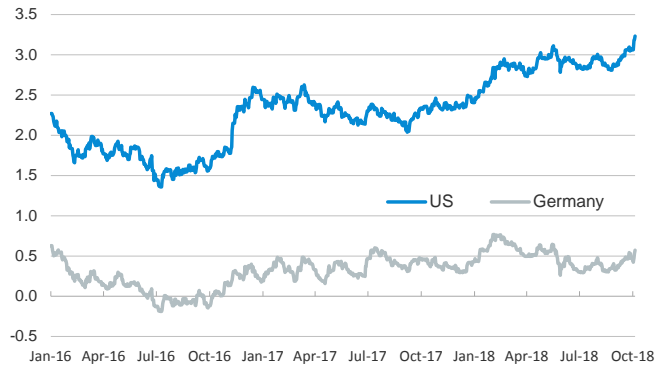
**Emerging economies stock markets**

Index (100=January 2016)



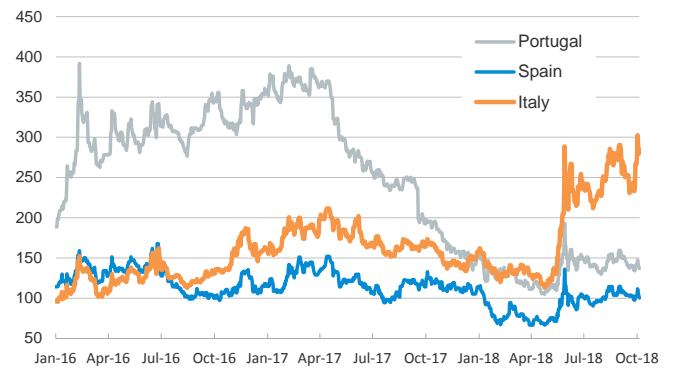
**Yield on 10-year public debt: U.S. and Germany**

(%)



**Risk Premium on 10-year debt: Italy, Spain, and Portugal**

(basis points)



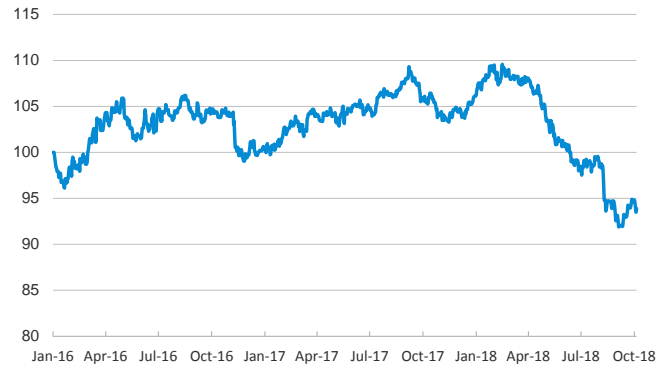
**Exchange rate: EUR/USD**

(Dollars per euro)



**Exchange rate: Emerging economies Index**

Index (100=January 2016)



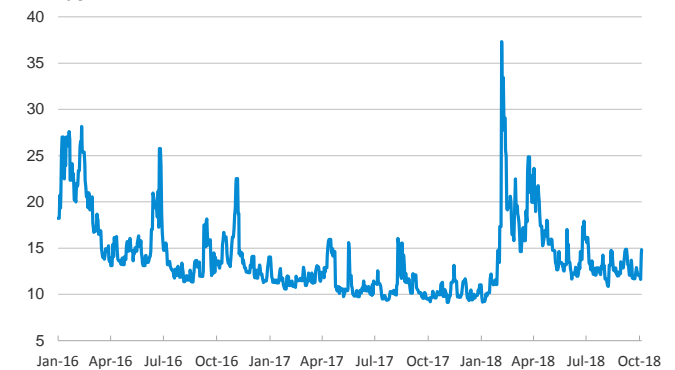
**Brent oil price**

(US\$/barrel)



**Implied volatility on US stock markets**

VIX Index



Notice regarding publication of the CaixaBank "Daily Report".

The "Daily Report" is a publication by CaixaBank Research that contains information and opinions from sources considered to be reliable. This document is for informative purposes only and CaixaBank is not liable in any way for any use made thereof. The opinions and estimates are those of the CaixaBank Research and are liable to change without prior notice.