

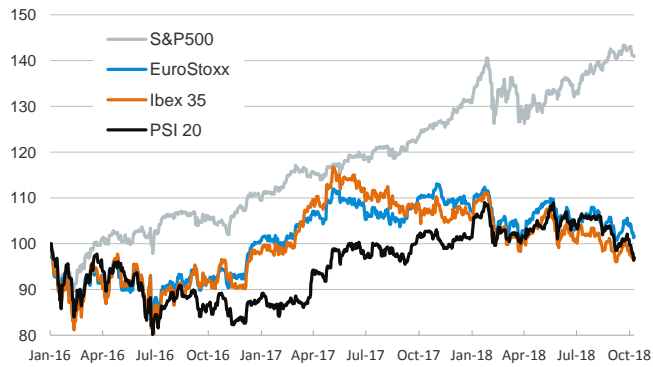
- ▶ Global financial markets continued to trade on a cautious mood and U.S. and emerging-economy stocks nudged down. Instead, the mood was more positive in the Eurozone, where most stock market indices registered gains and partially undid the losses of the first session of the week.
- ▶ In fixed-income markets, U.S. 10-year sovereign yields eased to 3.21% as markets reopened after Columbus Day holiday. In the Eurozone, core sovereign yields nudged up and peripheral spreads remained roughly stable (with the exception of Italy, where the 10-year yield declined after suffering strong intraday volatility).
- ▶ In FX markets, the euro was little changed at \$1.15 while EM currencies appreciated modestly against the U.S. dollar.
- ▶ In oil markets, the barrel of Brent edged up to \$85.

Interest Rates (%)	10/9	10/8	Daily Change (basis points)	Weekly Change (basis points)	YTD (basis points)	YoY Change (basis points)
Eurozone						
ECB - Official Interest Rate (Refi)	0.00	0.00	0	0	0	0
Eonia	-0.37	-0.37	0	0	-2	0
Swap Eonia (10Y)	0.87	0.88	-1	7	18	18
3 months (Euribor)	-0.32	-0.32	0	0	1	1
12 months (Euribor)	-0.16	-0.16	0	0	3	3
Germany - 2-Year Bond	-0.53	-0.54	2	4	10	18
Germany - 10-Year Bond	0.55	0.53	2	13	12	11
France - 10-Year Bond	0.89	0.87	2	11	11	17
Italy - 10-Year Bond	3.47	3.56	-9	2	147	135
Spain - 10-Year Bond	1.60	1.59	1	6	3	-9
Portugal - 10-Year Bond	1.98	1.97	1	8	3	-42
Risk premium - Spain (10Y)	105	106	-1	-7	-9	-20
Risk premium - Portugal (10Y)	143	144	-1	-5	-9	-52
US						
Fed - Upper Bound	2.25	2.25	0	0	75	100
3 months (Libor)	2.41	2.41	0	0	72	105
12 months (Libor)	2.96	2.96	0	4	85	115
2-Year Bond	2.89	2.89	0	8	101	138
10-Year Bond	3.21	3.23	-2	15	80	85
Stock Markets						
	10/9	10/8	Daily Change (%)	Weekly Change (%)	YTD (%)	YoY Change (%)
CaixaBank	3.92*	3.84*	2.0	2.0	0.7	-3.3
BPI	1.46	1.48	-1.4	0.0	24.5	38.1
Ibex 35	9261	9199	0.7	-0.5	-7.8	-8.7
PSI 20	5149	5123	0.5	-2.7	-4.4	-4.8
MIB	20062	19851	1.1	-2.4	-8.2	-10.2
DAX	11977	11947	0.3	-2.5	-7.3	-7.5
CAC 40	5319	5300	0.3	-2.7	0.1	-0.8
Eurostoxx50	3322	3310	0.4	-2.0	-5.2	-7.7
FTSE 100	7238	7233	0.1	-3.2	-5.9	-4.0
S&P 500	2880	2884	-0.1	-1.5	7.7	12.9
Nasdaq	7738	7736	0.0	-3.3	12.1	17.5
Nikkei 225	23469	23784	-1.3	-3.3	3.1	12.7
MSCI Emerging Index	994	996	-0.2	-3.8	-14.2	-10.7
Shanghai	2721	2717	0.2	-3.6	-17.7	-19.6
VIX Index	15.95	15.69	1.7	32.4	44.5	58.2
Currencies						
	10/9	10/8	Daily Change (%)	Weekly Change (%)	YTD (%)	YoY Change (%)
EUR/USD	1.149	1.149	0.0	-0.5	-4.3	-2.7
EUR/GBP	0.87	0.88	-0.4	-1.7	-1.6	-2.2
EUR/CHF	1.14	1.14	-0.1	0.3	-2.6	-1.0
USD/JPY	112.96	113.23	-0.2	-0.6	0.2	0.5
USD/CNY	6.92	6.93	-0.1	0.8	6.4	5.3
USD/MXN	19.04	18.94	0.5	1.3	-3.2	1.1
Commodities						
	10/9	10/8	Daily Change (%)	Weekly Change (%)	YTD (%)	YoY Change (%)
Global Commodities Index	87.2	86.9	0.4	0.1	-1.1	2.8
Brent (US\$/barrel)	85.0	83.9	1.3	0.2	27.1	50.2
Gold (US\$/ounce)	1189.8	1188.2	0.1	-1.1	-8.7	-7.6
Metal Index	203.6	201.0	1.3	0.0	-11.5	-5.3
Agricultural Index	250.5	251.0	-0.2	0.9	-1.7	-1.1

Note (*): one more day for Asian stock markets

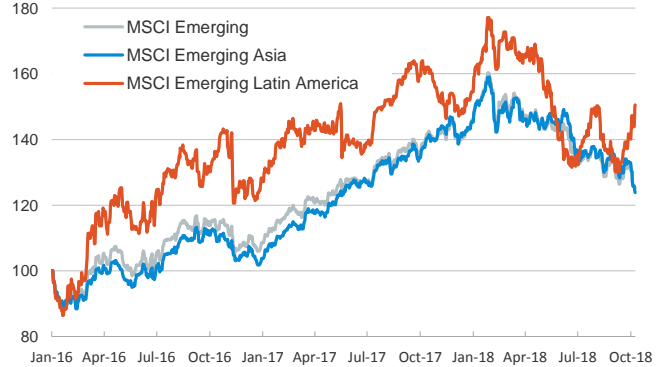
Main advanced stock markets

Index (100=January 2016)



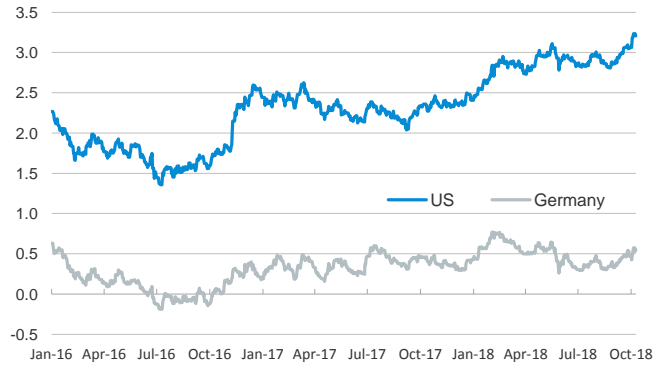
Emerging economies stock markets

Index (100=January 2016)



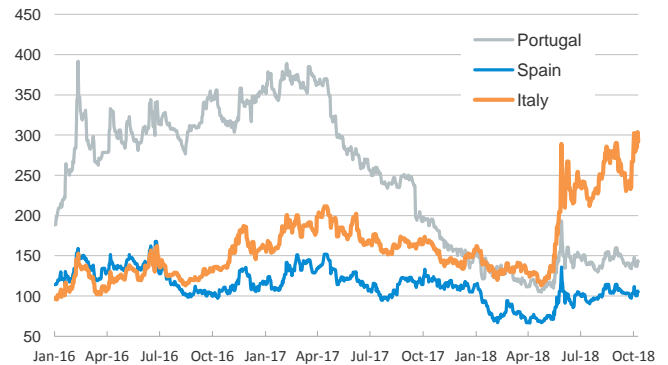
Yield on 10-year public debt: U.S. and Germany

(%)



Risk Premium on 10-year debt: Italy, Spain, and Portugal

(basis points)



Exchange rate: EUR/USD

(Dollars per euro)



Exchange rate: Emerging economies Index

Index (100=January 2016)



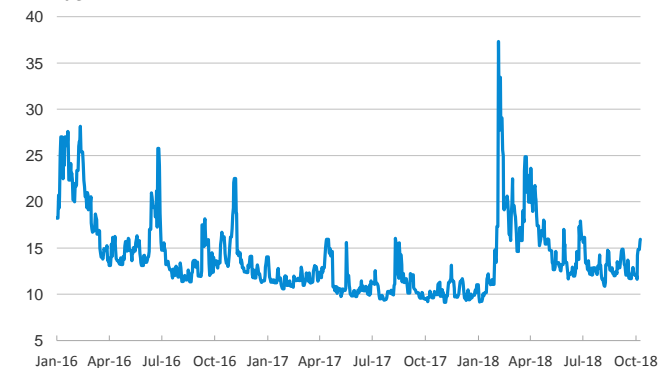
Brent oil price

(US\$/barrel)



Implied volatility on US stock markets

VIX Index



Notice regarding publication of the CaixaBank "Daily Report".

The "Daily Report" is a publication by CaixaBank Research that contains information and opinions from sources considered to be reliable. This document is for informative purposes only and CaixaBank is not liable in any way for any use made thereof. The opinions and estimates are those of the CaixaBank Research and are liable to change without prior notice.