

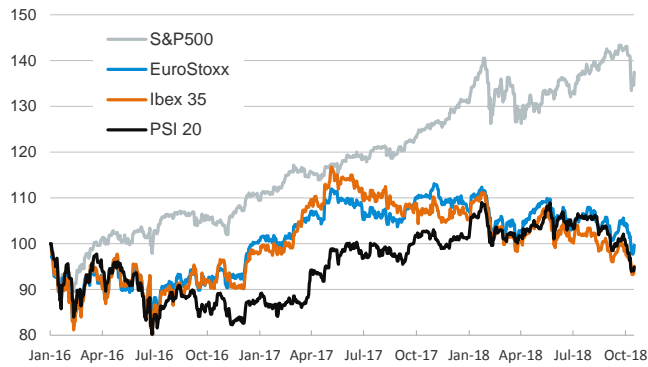
- ▶ Global financial markets were in a positive mood in yesterday's session. Stocks rallied across the globe, U.S. indices registered gains of more than 2%, following the first earnings season's reports, while, in Europe, the Italian FTSE MIB outperformed the rest of equities and advanced 2.2%.
- ▶ In fixed-income markets, yields on European 10-year sovereign bonds edged down, and declines were more pronounced in the periphery than in the core.
- ▶ In FX markets, most emerging economies' currencies appreciated against the dollar, with the Argentinian peso and the Turkish lira leading the gains. The euro remained stable around \$1.16.
- ▶ Today investors will focus on the September's FOMC meeting minutes, searching for new clues on the pace and extent of the upcoming interest rate hikes.

Interest Rates (%)	10/16	10/15	Daily Change (basis points)	Weekly Change (basis points)	YTD (basis points)	YoY Change (basis points)
Eurozone						
ECB - Official Interest Rate (Refi)	0.00	0.00	0	0	0	0
Eonia	-0.37	-0.37	0	-1	-2	-1
Swap Eonia (10Y)	0.85	0.87	-1	-2	16	23
3 months (Euribor)	-0.32	-0.32	0	0	1	1
12 months (Euribor)	-0.16	-0.16	0	0	3	3
Germany - 2-Year Bond	-0.56	-0.57	0	-4	6	17
Germany - 10-Year Bond	0.49	0.50	-1	-6	6	13
France - 10-Year Bond	0.84	0.87	-3	-5	6	6
Italy - 10-Year Bond	3.45	3.54	-9	-2	145	146
Spain - 10-Year Bond	1.64	1.68	-4	4	8	10
Portugal - 10-Year Bond	1.94	2.00	-6	-4	0	-38
Risk premium - Spain (10Y)	115	118	-2	10	1	-3
Risk premium - Portugal (10Y)	145	150	-5	2	-7	-51
US						
Fed - Upper Bound	2.25	2.25	0	0	75	100
3 months (Libor)	2.45	2.45	0	3	76	109
12 months (Libor)	2.97	2.97	0	1	86	115
2-Year Bond	2.87	2.86	1	-2	99	132
10-Year Bond	3.16	3.16	0	-5	75	86
Stock Markets						
	10/16	10/15	Daily Change (%)	Weekly Change (%)	YTD (%)	YoY Change (%)
CaixaBank	3.86	3.83	0.8	-1.3	-0.7	-2.2
BPI	1.46	1.46	0.0	0.0	24.5	39.8
Ibex 35	9075	8924	1.7	-2.0	-9.6	-11.2
PSI 20	5043	4997	0.9	-2.1	-6.4	-7.5
MIB	19718	19288	2.2	-1.7	-9.8	-11.7
DAX	11777	11614	1.4	-1.7	-8.8	-9.4
CAC 40	5173	5095	1.5	-2.7	-2.6	-3.5
Eurostoxx50	3257	3210	1.5	-1.9	-7.0	-9.7
FTSE 100	7059	7029	0.4	-2.5	-8.2	-6.1
S&P 500	2810	2751	2.1	-2.4	5.1	9.8
Nasdaq	7645	7431	2.9	-1.2	10.7	15.4
Nikkei 225	22549	22271	1.2	-3.9	-0.9	5.7
MSCI Emerging Index	985	972	1.3	-0.9	-15.0	-12.5
Shanghai	2546	2568	-0.8	-6.4	-23.0	-24.5
VIX Index	17.62	21.30	-17.3	10.5	59.6	70.9
Currencies						
	10/16	10/15	Daily Change (%)	Weekly Change (%)	YTD (%)	YoY Change (%)
EUR/USD	1.157	1.158	0.0	0.7	-3.6	-1.6
EUR/GBP	0.88	0.88	-0.3	0.4	-1.1	-1.6
EUR/CHF	1.15	1.14	0.3	0.6	-2.0	-0.4
USD/JPY	112.25	111.77	0.4	-0.6	-0.4	0.0
USD/CNY	6.91	6.92	-0.1	-0.2	6.2	4.4
USD/MXN	18.75	18.84	-0.5	-1.5	-4.6	-0.2
Commodities						
	10/16	10/15	Daily Change (%)	Weekly Change (%)	YTD (%)	YoY Change (%)
Global Commodities Index	87.0	87.1	-0.1	-0.2	-1.3	1.8
Brent (US\$/barrel)	81.4	80.8	0.8	-4.2	21.7	40.7
Gold (US\$/ounce)	1224.9	1227.3	-0.2	3.0	-6.0	-4.6
Metal Index	199.8	199.8	0.0	-1.8	-13.2	-8.5
Agricultural Index	256.9	259.1	-0.8	2.6	0.8	1.0

Note (*): one more day for Asian stock markets

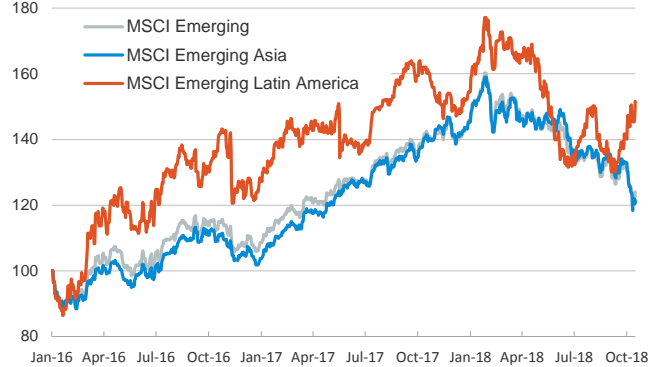
Main advanced stock markets

Index (100=January 2016)



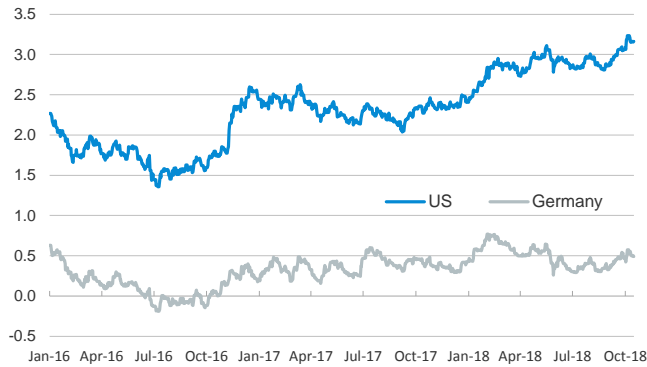
Emerging economies stock markets

Index (100=January 2016)



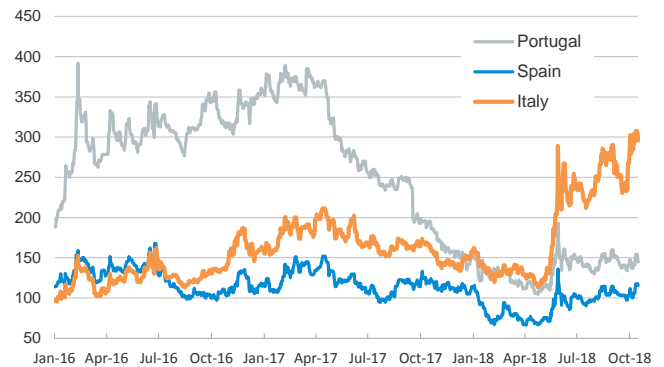
Yield on 10-year public debt: U.S. and Germany

(%)



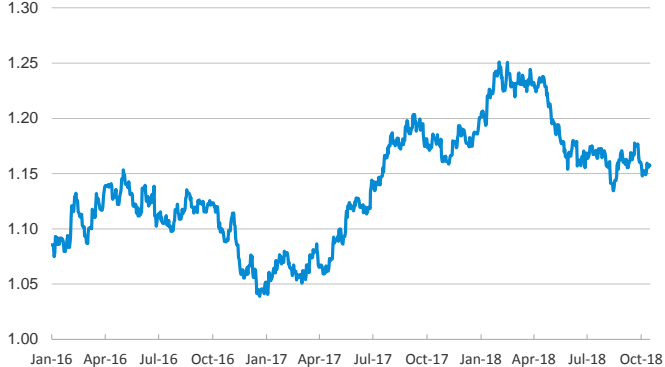
Risk Premium on 10-year debt: Italy, Spain, and Portugal

(basis points)



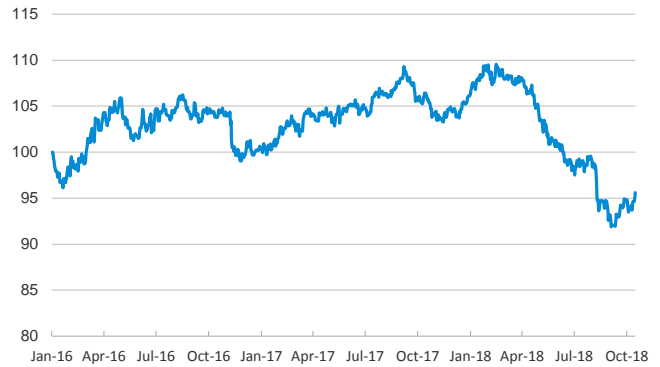
Exchange rate: EUR/USD

(Dollars per euro)



Exchange rate: Emerging economies Index

Index (100=January 2016)



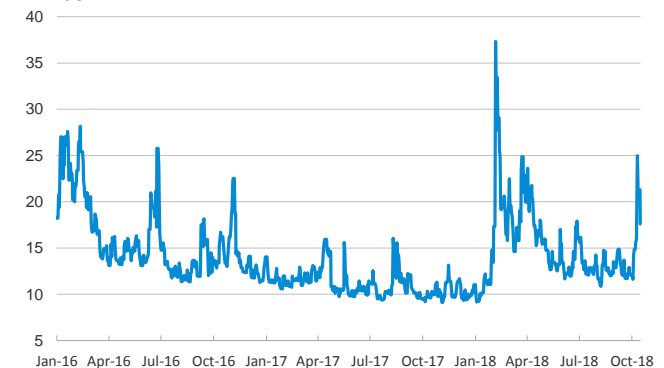
Brent oil price

(US\$/barrel)



Implied volatility on US stock markets

VIX Index



Notice regarding publication of the CaixaBank "Daily Report".

The "Daily Report" is a publication by CaixaBank Research that contains information and opinions from sources considered to be reliable. This document is for informative purposes only and CaixaBank is not liable in any way for any use made thereof. The opinions and estimates are those of the CaixaBank Research and are liable to change without prior notice.