

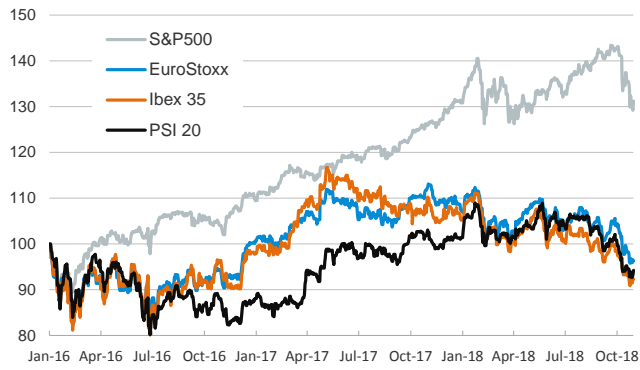
- ▶ Global financial markets were mixed as U.S. equities rebounded from previous days' losses (pushed by solid company results) but in Europe most indices registered moderate losses. Stock markets advanced in emerging economies.
- ▶ European fixed-income markets were affected by yesterday's disappointing macroeconomic data releases. Q3 2018 GDP growth stagnated in Italy (on a QoQ basis) and stood at 0.2% in the euro area, declining from 0.4% in the previous quarter (see more details [here](#)). In this context, the Italian risk-premium increased 14bp and had a moderate contagion on other peripheral European countries, while the euro depreciated slightly against the U.S. dollar.
- ▶ In oil markets, the barrel of Brent slipped below \$76.
- ▶ In Spain, October's inflation stood at 2.3%, the same figure as in the previous month (see more details [here](#)), and Q3 GDP growth remained at 0.6%.
- ▶ Today, the main data releases include October inflation figures for Portugal and the euro area.

Interest Rates (%)	10/30	10/29	Daily Change (basis points)	Weekly Change (basis points)	YTD (basis points)	YoY Change (basis points)
<b>Eurozone</b>						
ECB - Official Interest Rate (Refi)	0,00	0,00	0	0	0	0
Eonia	-0,37	-0,37	0	0	-2	-2
Swap Eonia (10Y)	0,78	0,76	2	-3	9	15
3 months (Euribor)	-0,32	-0,32	0	0	1	1
12 months (Euribor)	-0,15	-0,15	0	0	4	4
Germany - 2-Year Bond	-0,62	-0,62	0	-2	0	13
Germany - 10-Year Bond	0,37	0,38	-1	-4	-6	1
France - 10-Year Bond	0,74	0,74	0	-4	-4	-1
Spain - 10-Year Bond	1,57	1,54	2	-10	0	11
Portugal - 10-Year Bond	1,88	1,87	1	-12	-6	-19
Italy - 10-Year Bond	3,47	3,34	14	-12	147	165
Risk premium - Spain (10Y)	120	117	3	-6	6	10
Risk premium - Portugal (10Y)	151	150	2	-8	0	-20
Risk premium - Italy (10Y)	310	296	14	-8	153	165
<b>US</b>						
Fed - Upper Bound	2,25	2,25	0	0	75	100
3 months (Libor)	2,53	2,53	0	4	84	115
12 months (Libor)	3,06	3,06	0	3	95	121
2-Year Bond	2,85	2,82	3	-3	97	125
10-Year Bond	3,12	3,08	4	-5	71	74
<b>Stock Markets</b>						
	10/30	10/29	Daily Change (%)	Weekly Change (%)	YTD (%)	YoY Change (%)
CaixaBank	3,55	3,51	1,1	2,7	-8,7	-11,7
Ibex 35	8806	8821	-0,2	0,9	-12,3	-16,3
PSI 20	5007	4952	1,1	1,5	-7,1	-8,6
MIB	18999	19040	-0,2	1,0	-13,1	-16,6
DAX	11287	11335	-0,4	0,1	-12,6	-14,7
CAC 40	4979	4989	-0,2	0,2	-6,3	-9,5
Eurostoxx50	3147	3155	-0,2	0,2	-10,2	-14,3
FTSE 100	7036	7026	0,1	1,2	-8,5	-6,1
S&P 500	2683	2641	1,6	-2,1	0,3	4,2
Nasdaq	7162	7050	1,6	-3,7	3,7	6,5
Nikkei 225	21457	21150	1,5	-2,5	-5,7	-2,5
MSCI Emerging Index	936	935	0,2	-2,5	-19,2	-16,3
MSCI Emerging Asia	467	466	0,2	-2,9	-20,5	-18,3
MSCI Emerging Latin America	2650	2623	1,0	-1,5	-6,3	-5,7
Shanghai	2568	2542	1,0	-1,0	-22,3	-24,3
VIX Index	23,35	24,70	-5,5	12,7	111,5	129,4
<b>Currencies</b>						
	10/30	10/29	Daily Change (%)	Weekly Change (%)	YTD (%)	YoY Change (%)
EUR/USD	1,135	1,137	-0,2	-1,1	-5,5	-2,6
EUR/GBP	0,89	0,89	0,4	1,1	0,5	1,8
EUR/CHF	1,14	1,14	0,1	-0,1	-2,6	-1,8
USD/JPY	113,13	112,37	0,7	0,6	0,4	-0,4
USD/CNY	6,97	6,96	0,1	0,4	7,1	5,0
USD/MXN	20,05	20,06	0,0	3,9	2,0	4,7
<b>Commodities</b>						
	10/30	10/29	Daily Change (%)	Weekly Change (%)	YTD (%)	YoY Change (%)
Global Commodities Index	83,6	84,4	-1,0	-1,8	-5,2	-3,0
Brent (US\$/barrel)	75,9	77,3	-1,8	-0,7	13,5	23,7
Gold (US\$/ounce)	1222,9	1229,4	-0,5	-0,6	-6,2	-3,8
Metal Index	191,6	195,1	-1,8	-3,4	-16,7	-12,6
Agricultural Index	246,7	248,8	-0,8	-2,7	-3,2	-2,4

Note (\*): one more day for Asian stock markets

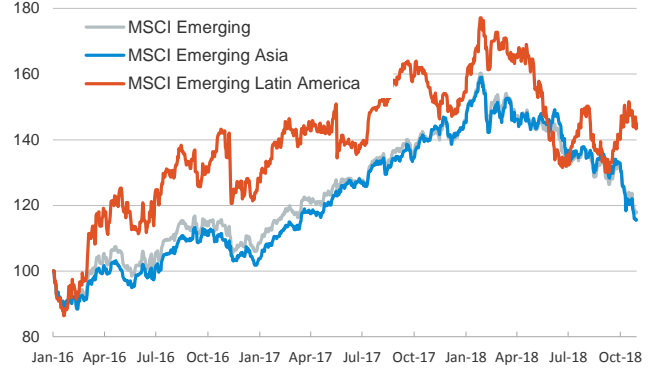
**Main advanced stock markets**

Index (100=January 2016)



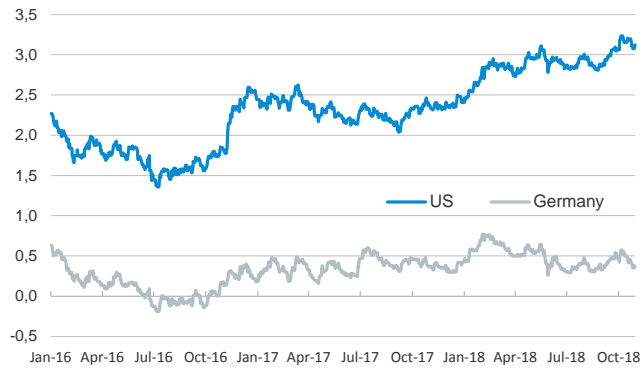
**Emerging economies stock markets**

Index (100=January 2016)



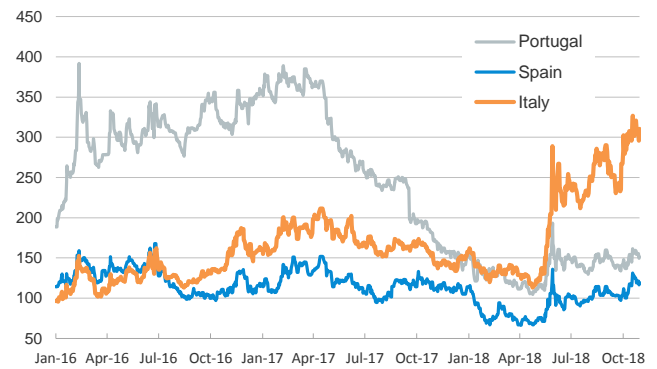
**Yield on 10-year public debt: U.S. and Germany**

(%)



**Risk Premium on 10-year debt: Italy, Spain, and Portugal**

(basis points)



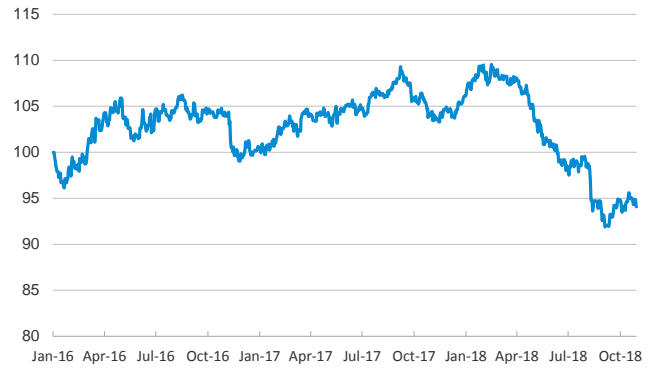
**Exchange rate: EUR/USD**

(Dollars per euro)



**Exchange rate: Emerging economies Index**

Index (100=January 2016)



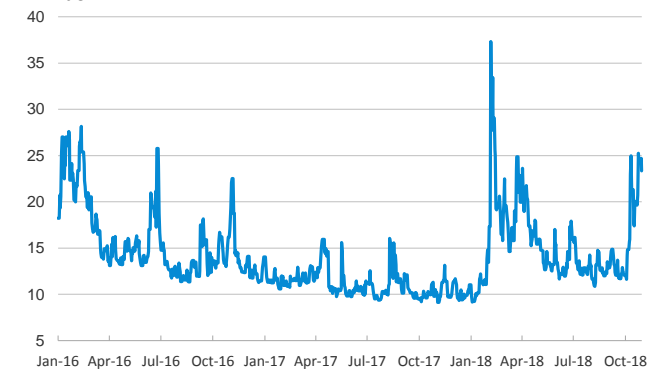
**Brent oil price**

(US\$/barrel)



**Implied volatility on US stock markets**

VIX Index



Notice regarding publication of the CaixaBank "Daily Report".

The "Daily Report" is a publication by CaixaBank Research that contains information and opinions from sources considered to be reliable. This document is for informative purposes only and CaixaBank is not liable in any way for any use made thereof. The opinions and estimates are those of the CaixaBank Research and are liable to change without prior notice.