

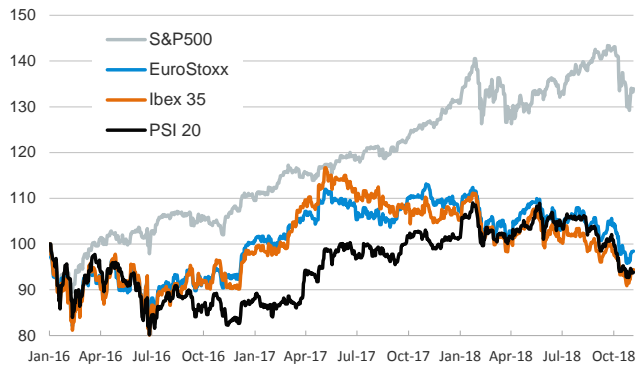
- ▶ Investors started the week with a mixed session in which U.S. stocks edged higher, the main European indices were mixed and emerging-economy equities declined in Asia and rose in Latin America.
- ▶ In fixed-income markets, U.S. and euro area sovereign yields were roughly stable.
- ▶ In FX markets, the euro fluctuated around \$1.14. EM currencies were mixed as some of them appreciated against the dollar (led by Chile's peso, Turkey's lira and South Africa's rand) and others depreciated against it (led by the Indian rupee, the Brazilian real and the Chinese renminbi).
- ▶ In oil markets, the barrel of Brent fluctuated around \$73 as U.S. sanctions on Iran came into effect. However, the U.S. announced exemptions that will allow eight countries (including China and India) to continue importing Iranian oil in the short term without penalty.
- ▶ In Spain, registered employment growth ticked up to 3.1% yoy in October –a slightly higher-than-expected figure. See our detailed assessment [here](#).

Interest Rates (%)	11/5	11/2	Daily Change (basis points)	Weekly Change (basis points)	YTD (basis points)	YoY Change (basis points)
<b>Eurozone</b>						
ECB - Official Interest Rate (Refi)	0.00	0.00	0	0	0	0
Eonia	-0.36	-0.36	0	1	-2	-1
Swap Eonia (10Y)	0.80	0.81	-1	4	11	19
3 months (Euribor)	-0.32	-0.32	0	0	1	1
12 months (Euribor)	-0.15	-0.15	0	0	4	4
Germany - 2-Year Bond	-0.61	-0.62	1	2	2	16
Germany - 10-Year Bond	0.43	0.43	0	5	0	9
France - 10-Year Bond	0.79	0.78	1	5	1	7
Spain - 10-Year Bond	1.57	1.57	-1	2	0	10
Portugal - 10-Year Bond	1.88	1.88	0	1	-6	-14
Italy - 10-Year Bond	3.32	3.32	0	-1	132	155
Risk premium - Spain (10Y)	114	115	-1	-3	0	1
Risk premium - Portugal (10Y)	146	146	0	-4	-6	-23
Risk premium - Italy (10Y)	290	289	1	-6	132	146
<b>US</b>						
Fed - Upper Bound	2.25	2.25	0	0	75	100
3 months (Libor)	2.59	2.59	0	6	90	119
12 months (Libor)	3.10	3.10	0	4	99	124
2-Year Bond	2.91	2.90	1	9	103	129
10-Year Bond	3.20	3.21	-1	12	79	88
<b>Stock Markets</b>						
	11/5	11/2	Daily Change (%)	Weekly Change (%)	YTD (%)	YoY Change (%)
CaixaBank	3.59*	3.56*	0.8	2.4	-7.6	-9.4
Ibex 35	9011	8993	0.2	2.1	-10.3	-12.7
PSI 20	4988	4980	0.2	0.7	-7.4	-6.8
MIB	19281	19390	-0.6	1.3	-11.8	-16.2
DAX	11495	11519	-0.2	1.4	-11.0	-14.7
CAC 40	5101	5102	0.0	2.2	-4.0	-7.4
Eurostoxx50	3217	3214	0.1	2.0	-8.2	-12.6
FTSE 100	7104	7094	0.1	1.1	-7.6	-6.1
S&P 500	2738	2723	0.6	3.7	2.4	5.7
Nasdaq	7329	7357	-0.4	4.0	6.2	8.0
Nikkei 225	21899	22244	-1.5	3.5	-3.8	-2.9
MSCI Emerging Index	992	997	-0.4	6.2	-14.3	-12.3
MSCI Emerging Asia	494	500	-1.3	6.0	-15.9	-14.8
MSCI Emerging Latin America	2776	2724	1.9	5.8	-1.9	-1.1
Shanghai	2665	2676	-0.4	4.9	-19.4	-21.3
VIX Index	19.96	19.51	2.3	-19.2	80.8	112.3
<b>Currencies</b>						
	11/5	11/2	Daily Change (%)	Weekly Change (%)	YTD (%)	YoY Change (%)
EUR/USD	1.141	1.139	0.2	0.3	-5.0	-1.7
EUR/GBP	0.87	0.88	-0.4	-1.6	-1.5	-0.8
EUR/CHF	1.15	1.14	0.3	0.6	-2.1	-1.1
USD/JPY	113.19	113.20	0.0	0.7	0.4	-0.5
USD/CNY	6.93	6.89	0.5	-0.5	6.4	4.4
USD/MXN	19.89	20.01	-0.6	-0.9	1.2	4.6
<b>Commodities</b>						
	11/5	11/2	Daily Change (%)	Weekly Change (%)	YTD (%)	YoY Change (%)
Global Commodities Index	84.2	83.9	0.4	-0.2	-4.5	-4.5
Brent (US\$/barrel)	73.2	72.8	0.5	-5.4	9.4	13.8
Gold (US\$/ounce)	1231.5	1233.0	-0.1	0.2	-5.5	-3.9
Metal Index	194.0	196.4	-1.2	-0.6	-15.7	-12.8
Agricultural Index	252.0	253.1	-0.4	1.3	-1.1	-1.2

Note (\*): one more day for Asian stock markets

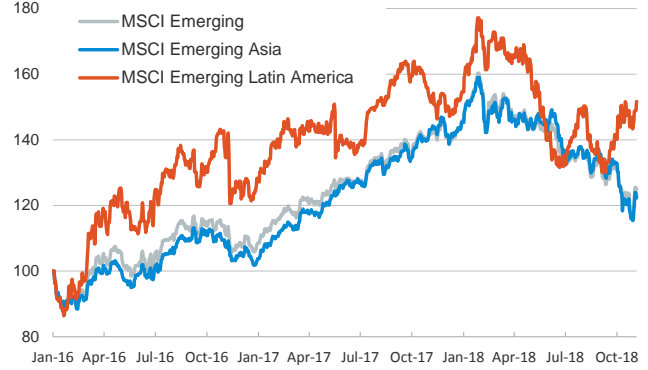
**Main advanced stock markets**

Index (100=January 2016)



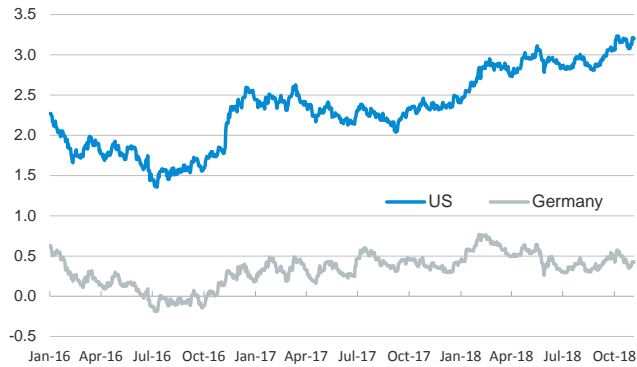
**Emerging economies stock markets**

Index (100=January 2016)



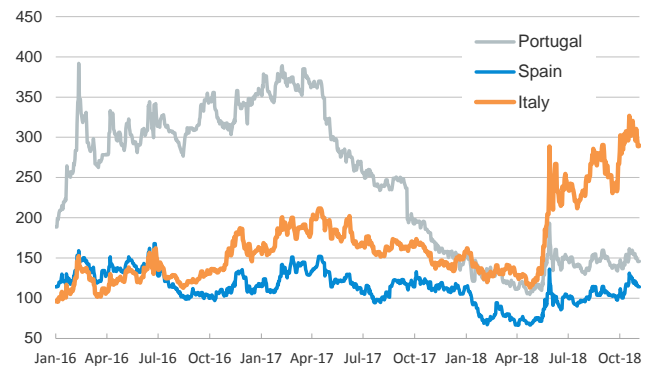
**Yield on 10-year public debt: U.S. and Germany**

(%)



**Risk Premium on 10-year debt: Italy, Spain, and Portugal**

(basis points)



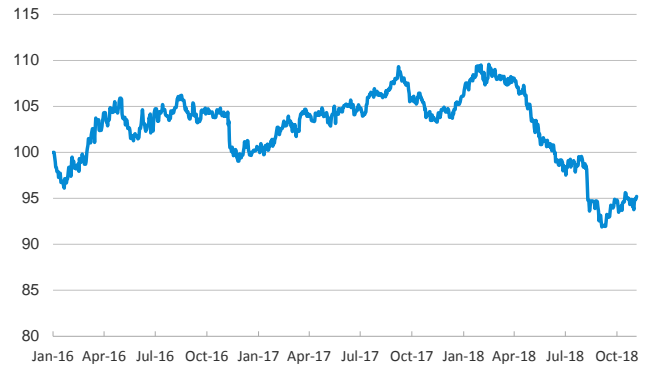
**Exchange rate: EUR/USD**

(Dollars per euro)



**Exchange rate: Emerging economies Index**

Index (100=January 2016)



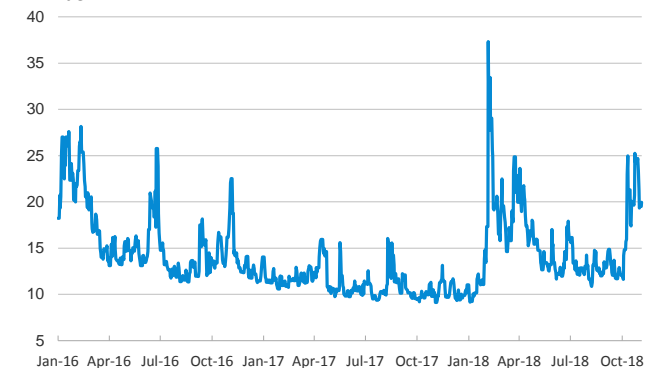
**Brent oil price**

(US\$/barrel)



**Implied volatility on US stock markets**

VIX Index



Notice regarding publication of the CaixaBank "Daily Report".

The "Daily Report" is a publication by CaixaBank Research that contains information and opinions from sources considered to be reliable. This document is for informative purposes only and CaixaBank is not liable in any way for any use made thereof. The opinions and estimates are those of the CaixaBank Research and are liable to change without prior notice.