

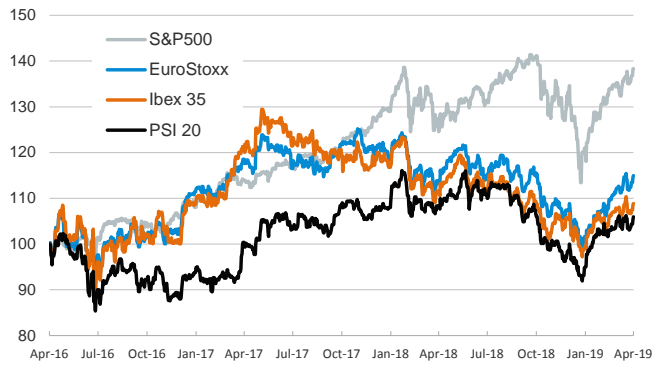
- ▶ After a strong start of the week, financial markets steadied in yesterday's session. European stocks advanced moderately on the back of carmakers while U.S. stocks finished with small gains after being lower for most of the session.
- ▶ In oil markets, the barrel of Brent advanced above \$69 after the release of OPEC production numbers for March, which showed a further reduction in supply by 295,000 barrels a day to 30,385 million.
- ▶ In the U.K., PM May offered to work with the Labour party in order to agree a plan on the future relationship with the EU and ask for another short extension to Article 50.
- ▶ Today, U.S.-China trade talks resume formally as Chinese Vice Premier Liu He leads a delegation to Washington.

Interest Rates (%)	4/2	4/1	Daily Change (basis points)	Weekly Change (basis points)	YTD (basis points)	YoY Change (basis points)
Eurozone						
ECB - Official Interest Rate (Refi)	0.00	0.00	0	0	0	0
Eonia	-0.37	-0.37	0	0	-1	-1
Swap Eonia (10Y)	0.33	0.34	-1	0	-32	-43
3 months (Euribor)	-0.31	-0.31	0	0	0	2
12 months (Euribor)	-0.11	-0.11	0	0	1	8
Germany - 2-Year Bond	-0.61	-0.60	-1	-5	0	-1
Germany - 10-Year Bond	-0.05	-0.03	-2	-3	-29	-55
France - 10-Year Bond	0.35	0.37	-2	0	-35	-38
Spain - 10-Year Bond	1.12	1.14	-2	2	-30	-7
Portugal - 10-Year Bond	1.26	1.28	-2	-4	-47	-38
Italy - 10-Year Bond	2.52	2.51	2	6	-22	73
Risk premium - Spain (10Y)	117	117	0	6	-1	48
Risk premium - Portugal (10Y)	130	130	0	0	-18	17
Risk premium - Italy (10Y)	257	253	4	9	7	128
US						
Fed - Upper Bound	2.50	2.50	0	0	0	75
3 months (Libor)	2.60	2.60	0	0	-21	28
12 months (Libor)	2.73	2.73	0	1	-28	6
2-Year Bond	2.30	2.33	-3	3	-19	2
10-Year Bond	2.47	2.50	-3	5	-21	-31
Stock Markets						
	4/2	4/1	Daily Change (%)	Weekly Change (%)	YTD (%)	YoY Change (%)
CaixaBank	2.86	2.91	-1.9	4.2	-9.6	-25.1
Ibex 35	9364	9342	0.2	2.0	9.6	-1.9
PSI 20	5287	5258	0.5	2.8	11.7	-1.8
MIB	21523	21520	0.0	1.8	17.5	-4.4
DAX	11755	11682	0.6	2.9	11.3	-2.1
CAC 40	5423	5406	0.3	2.2	14.6	5.3
Eurostoxx50	3396	3385	0.3	2.3	13.1	1.5
FTSE 100	7391	7317	1.0	2.7	9.9	5.1
S&P 500	2867	2867	0.0	1.7	14.4	9.7
Nasdaq	7849	7829	0.3	2.0	18.3	13.1
Nikkei 225	21505	21509	0.0	0.4	7.4	1.0
MSCI Emerging Index	1071	1070	0.1	2.0	10.9	-8.5
MSCI Emerging Asia	545	543	0.3	2.3	12.3	-7.6
MSCI Emerging Latin America	2759	2783	-0.8	0.2	7.5	-9.3
Shanghai	3177	3170	0.2	6.0	27.4	1.3
VIX Index	13.36	13.40	-0.3	-9.0	-47.4	-36.7
Currencies						
	4/2	4/1	Daily Change (%)	Weekly Change (%)	YTD (%)	YoY Change (%)
EUR/USD	1.120	1.121	-0.1	-0.6	-2.3	-8.7
EUR/GBP	0.85	0.86	-0.3	0.0	-5.1	-2.3
EUR/CHF	1.12	1.12	-0.1	-0.2	-0.6	-5.0
USD/JPY	111.32	111.35	0.0	0.6	1.5	4.4
USD/CNY	6.72	6.71	0.2	0.1	-2.3	6.9
USD/MXN	19.23	19.14	0.4	0.6	-2.2	5.5
Commodities						
	4/2	4/1	Daily Change (%)	Weekly Change (%)	YTD (%)	YoY Change (%)
Global Commodities Index	81.9	81.7	0.2	-0.2	6.7	-5.9
Brent (US\$/barrel)	69.4	69.0	0.5	2.1	28.9	1.8
Gold (US\$/ounce)	1292.5	1287.8	0.4	-1.8	0.8	-3.0
Metal Index	204.4	206.1	-0.8	0.7	11.3	-5.7
Agricultural Index	242.1	241.5	0.2	-1.2	-1.5	-9.0

Note (*): one more day for Asian stock markets

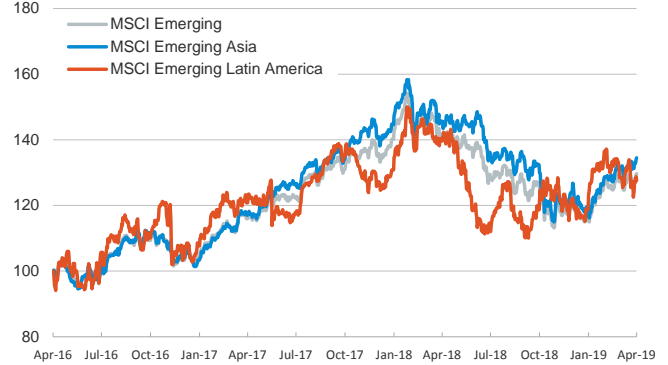
Main advanced stock markets

Index (100=Three years ago)



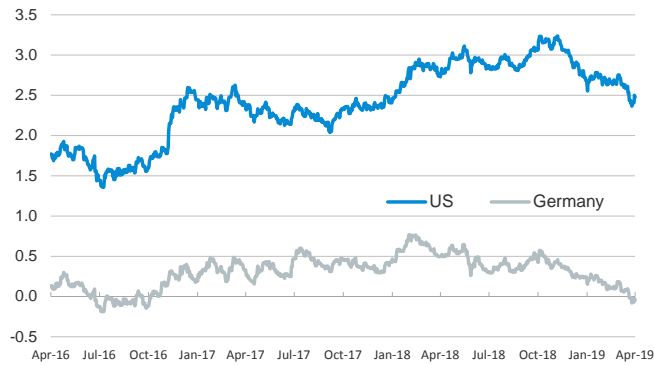
Emerging economies stock markets

Index (100=Three years ago)



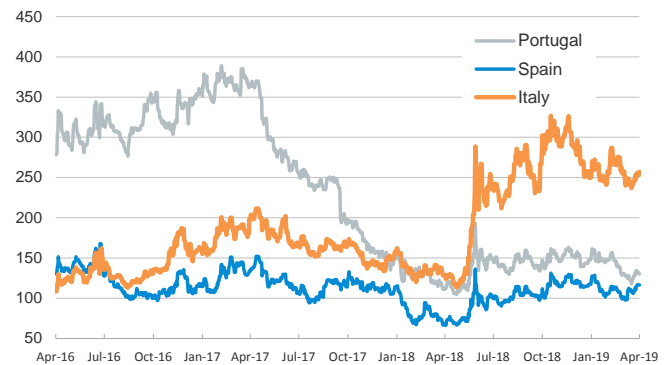
Yield on 10-year public debt: U.S. and Germany

(%)



Risk Premium on 10-year debt: Italy, Spain, and Portugal

(basis points)



Exchange rate: EUR/USD

(Dollars per euro)



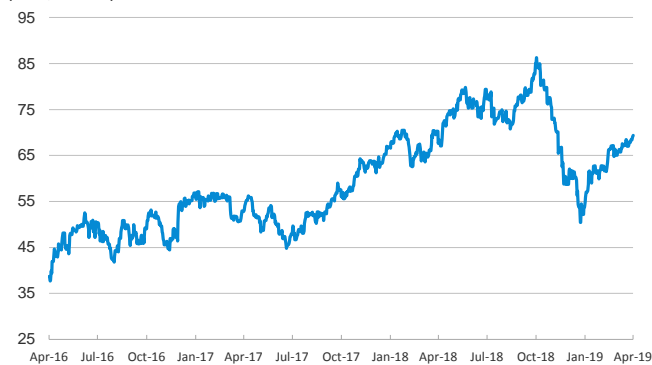
Exchange rate: Emerging economies Index

Index (100=Three years ago)



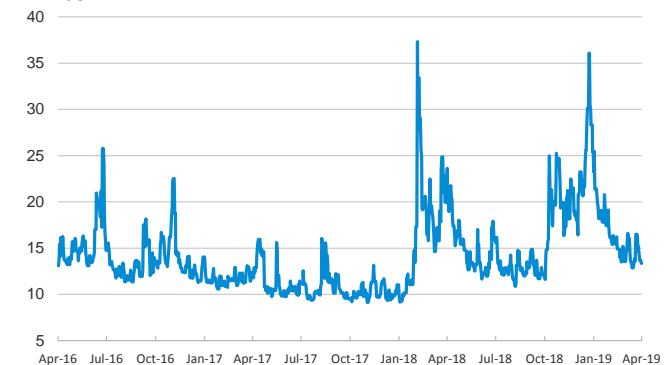
Brent oil price

(US\$/barrel)



Implied volatility on US stock markets

VIX Index



Notice regarding publication of the CaixaBank "Daily Report".

The "Daily Report" is a publication by CaixaBank Research that contains information and opinions from sources considered to be reliable. This document is for informative purposes only and CaixaBank is not liable in any way for any use made thereof. The opinions and estimates are those of the CaixaBank Research and are liable to change without prior notice.