

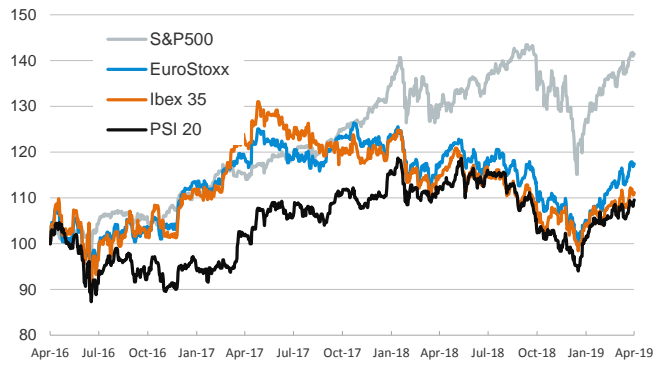
- ▶ Investor's sentiment improved on Thursday on the back of positive economic data in the U.S. (jobless claims decreased to a 49-year minimum). In this context, yields on core sovereign bonds edged up while risk premiums in the periphery decreased.
- ▶ In stock markets, indices increased mildly in most advanced economies (while analysts await for the first earning's releases due today) and fell in EM.
- ▶ Today, March's CPI inflation data for Spain was confirmed at 1.3%, increasing 0.2 p. p. from the previous month. Later in the day, Eurostat will release February's industrial production for the whole euro area (+1.4% mom in January).

Interest Rates (%)	4/11	4/10	Daily Change (basis points)	Weekly Change (basis points)	YTD (basis points)	YoY Change (basis points)
Eurozone						
ECB - Official Interest Rate (Refi)	0.00	0.00	0	0	0	0
Eonia	-0.37	-0.37	0	0	-1	0
Swap Eonia (10Y)	0.32	0.31	1	-2	-33	-42
3 months (Euribor)	-0.31	-0.31	0	0	0	2
12 months (Euribor)	-0.11	-0.11	0	0	1	8
Germany - 2-Year Bond	-0.58	-0.59	1	0	3	0
Germany - 10-Year Bond	-0.01	-0.03	2	0	-25	-52
France - 10-Year Bond	0.33	0.32	1	-4	-38	-42
Spain - 10-Year Bond	1.00	1.04	-4	-11	-41	-25
Portugal - 10-Year Bond	1.13	1.17	-3	-13	-59	-57
Italy - 10-Year Bond	2.37	2.41	-4	-15	-37	56
Risk premium - Spain (10Y)	101	107	-6	-10	-16	27
Risk premium - Portugal (10Y)	114	119	-5	-13	-34	-4
Risk premium - Italy (10Y)	238	244	-6	-15	-12	108
US						
Fed - Upper Bound	2.50	2.50	0	0	0	75
3 months (Libor)	2.60	2.60	0	1	-21	25
12 months (Libor)	2.74	2.74	0	0	-27	2
2-Year Bond	2.35	2.32	3	1	-14	0
10-Year Bond	2.50	2.46	4	-2	-18	-34
Stock Markets						
	4/11	4/10	Daily Change (%)	Weekly Change (%)	YTD (%)	YoY Change (%)
CaixaBank	2.84*	2.87*	-1.1	-4.3	-10.2	-27.9
Ibex 35	9445	9407	0.4	-0.9	10.6	-3.1
PSI 20	5344	5325	0.4	0.5	12.9	-2.6
MIB	21685	21672	0.1	-0.1	18.3	-7.0
DAX	11935	11906	0.2	-0.4	13.0	-3.9
CAC 40	5486	5450	0.7	0.4	16.0	3.3
Eurostoxx50	3435	3425	0.3	-0.2	14.5	-0.3
FTSE 100	7418	7422	-0.1	0.2	10.3	2.2
S&P 500	2888	2888	0.0	0.3	15.2	8.4
Nasdaq	7947	7964	-0.2	0.7	19.8	11.3
Nikkei 225	21711	21688	0.1	-0.1	8.5	0.2
MSCI Emerging Index	1087	1096	-0.8	0.6	12.6	-7.6
MSCI Emerging Asia	551	555	-0.7	0.4	13.6	-7.4
MSCI Emerging Latin America	2807	2840	-1.1	0.4	9.4	-8.6
Shanghai	3190	3242	-1.6	-1.7	27.9	0.3
VIX Index	13.02	13.30	-2.1	-4.1	-48.8	-29.6
Currencies						
	4/11	4/10	Daily Change (%)	Weekly Change (%)	YTD (%)	YoY Change (%)
EUR/USD	1.125	1.127	-0.2	0.3	-1.9	-8.7
EUR/GBP	0.86	0.86	0.1	0.5	-4.1	-0.5
EUR/CHF	1.13	1.13	-0.1	0.6	0.3	-4.8
USD/JPY	111.66	111.01	0.6	0.0	1.8	4.0
USD/CNY	6.72	6.72	0.1	0.0	-2.3	6.8
USD/MXN	18.84	18.82	0.1	-1.6	-4.1	3.6
Commodities						
	4/11	4/10	Daily Change (%)	Weekly Change (%)	YTD (%)	YoY Change (%)
Global Commodities Index	82.2	83.1	-1.0	0.0	7.2	-7.7
Brent (US\$/barrel)	70.8	71.7	-1.3	2.1	31.7	-1.7
Gold (US\$/ounce)	1292.6	1308.1	-1.2	0.0	0.8	-3.2
Metal Index	202.9	204.8	-0.9	-1.1	10.5	-9.9
Agricultural Index	243.9	245.0	-0.5	-0.3	-0.7	-10.4

Note (*): one more day for Asian stock markets

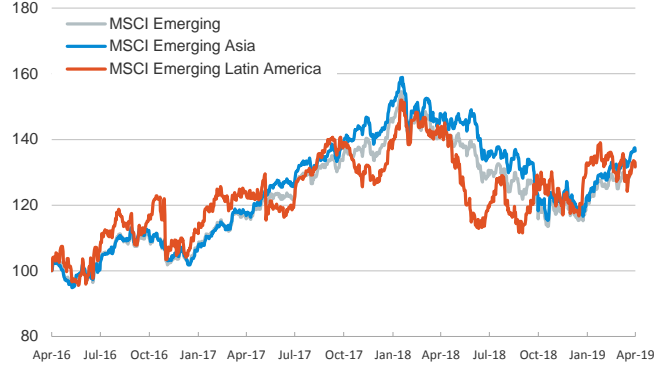
Main advanced stock markets

Index (100=Three years ago)



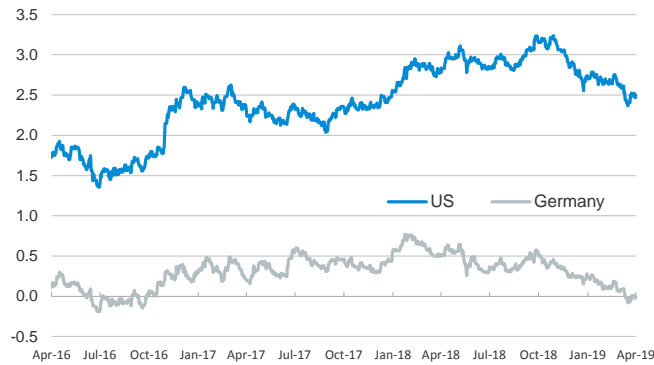
Emerging economies stock markets

Index (100=Three years ago)



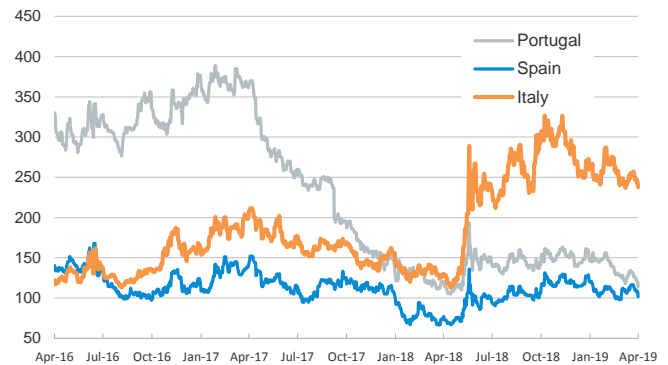
Yield on 10-year public debt: U.S. and Germany

(%)



Risk Premium on 10-year debt: Italy, Spain, and Portugal

(basis points)



Exchange rate: EUR/USD

(Dollars per euro)



Exchange rate: Emerging economies Index

Index (100=Three years ago)



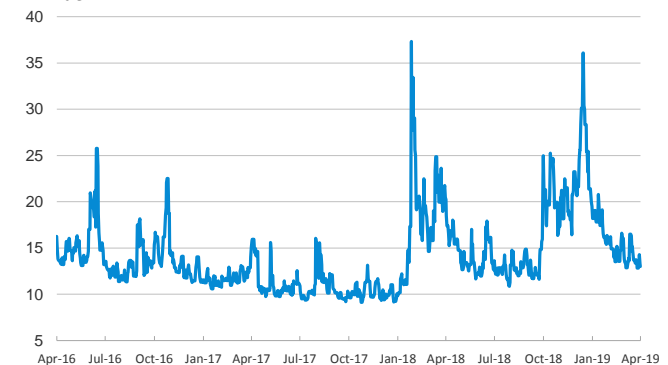
Brent oil price

(US\$/barrel)



Implied volatility on US stock markets

VIX Index



Notice regarding publication of the CaixaBank "Daily Report".

The "Daily Report" is a publication by CaixaBank Research that contains information and opinions from sources considered to be reliable. This document is for informative purposes only and CaixaBank is not liable in any way for any use made thereof. The opinions and estimates are those of the CaixaBank Research and are liable to change without prior notice.