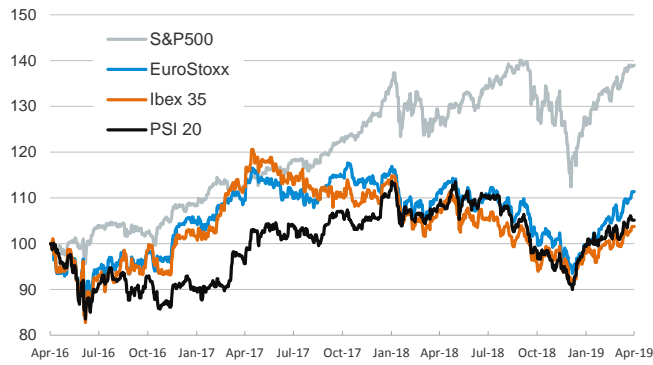


- ▶ As financial markets were closed in most euro area countries, yesterday's focus was in the U.S., where the main equity indices ticked up in the lowest trading session since November. In China stock indices declined amid investor concerns that monetary policy stimulus might be limited in the coming quarters.
- ▶ In oil markets, the barrel of Brent rose above \$74 after the U.S. confirmed that the waivers on Iranian oil export sanctions will end this month.
- ▶ This week investors will focus on the Q1 2019 GDP figures in the U.S. (Fri.), several central bank announcements (Bank of Japan, Bank of Canada and Sweden's Riksbank) and on the corporate earnings releases in the U.S. and the euro area.

Interest Rates (%)	4/22	4/19	Daily Change (basis points)	Weekly Change (basis points)	YTD (basis points)	YoY Change (basis points)
Eurozone						
ECB - Official Interest Rate (Refi)	0.00	0.00	0	0	0	0
Eonia	-0.37	-0.37	0	0	-1	0
Swap Eonia (10Y)	0.35	0.35	0	-2	-30	-48
3 months (Euribor)	-0.31	-0.31	0	0	0	2
12 months (Euribor)	-0.11	-0.11	0	0	1	8
Germany - 2-Year Bond	-0.57	-0.57	0	-1	4	-2
Germany - 10-Year Bond	0.03	0.03	0	-3	-22	-61
France - 10-Year Bond	0.37	0.37	0	-5	-34	-48
Spain - 10-Year Bond	1.07	1.07	0	-1	-35	-24
Portugal - 10-Year Bond	1.17	1.17	0	-2	-55	-52
Italy - 10-Year Bond	2.60	2.60	0	2	-14	81
Risk premium - Spain (10Y)	105	105	0	2	-13	37
Risk premium - Portugal (10Y)	115	115	0	1	-33	9
Risk premium - Italy (10Y)	258	258	0	6	8	142
US						
Fed - Upper Bound	2.50	2.50	0	0	0	75
3 months (Libor)	2.58	2.58	0	-1	-23	22
12 months (Libor)	2.75	2.75	0	0	-26	-2
2-Year Bond	2.39	2.38	1	0	-10	-9
10-Year Bond	2.59	2.56	3	4	-9	-39
Stock Markets						
	4/22	4/19	Daily Change (%)	Weekly Change (%)	YTD (%)	YoY Change (%)
CaixaBank	2.96	2.96	0.0	2.0	-6.6	-27.2
Ibex 35	9582	9582	0.0	0.9	12.2	-3.4
PSI 20	5360	5360	0.0	-0.9	13.3	-3.3
MIB	21957	21957	0.0	0.3	19.8	-8.4
DAX	12222	12222	0.0	1.7	15.8	-2.8
CAC 40	5580	5580	0.0	1.3	18.0	2.6
Eurostoxx50	3499	3499	0.0	1.4	16.6	-0.4
FTSE 100	7460	7460	0.0	0.3	10.9	0.8
S&P 500	2908	2905	0.1	0.1	16.0	8.9
Nasdaq	8015	7998	0.2	0.5	20.8	12.4
Nikkei 225	22218	22201	0.1	0.2	11.0	0.6
MSCI Emerging Index	1089	1093	-0.3	0.3	12.8	-6.0
MSCI Emerging Asia	553	555	-0.4	0.0	13.9	-5.5
MSCI Emerging Latin America	2760	2756	0.1	0.5	7.5	-8.3
Shanghai	3215	3271	-1.7	1.2	28.9	4.8
VIX Index	12.42	12.09	2.7	0.8	-51.1	-24.0
Currencies						
	4/22	4/19	Daily Change (%)	Weekly Change (%)	YTD (%)	YoY Change (%)
EUR/USD	1.126	1.125	0.1	-0.4	-1.8	-7.8
EUR/GBP	0.87	0.87	0.2	0.5	-3.5	-1.0
EUR/CHF	1.14	1.14	0.2	0.7	1.6	-4.3
USD/JPY	111.94	111.92	0.0	-0.1	2.1	3.0
USD/CNY	6.71	6.70	0.1	0.1	-2.4	6.3
USD/MXN	18.83	18.79	0.2	-0.2	-4.2	-0.6
Commodities						
	4/22	4/19	Daily Change (%)	Weekly Change (%)	YTD (%)	YoY Change (%)
Global Commodities Index	82.0	81.7	0.3	-0.4	6.8	-8.1
Brent (US\$/barrel)	74.0	72.0	2.9	4.0	37.6	-0.9
Gold (US\$/ounce)	1274.9	1275.4	0.0	-1.0	-0.6	-3.8
Metal Index	201.5	202.0	-0.3	-1.7	9.7	-12.0
Agricultural Index	240.6	242.4	-0.7	-1.9	-2.0	-9.0

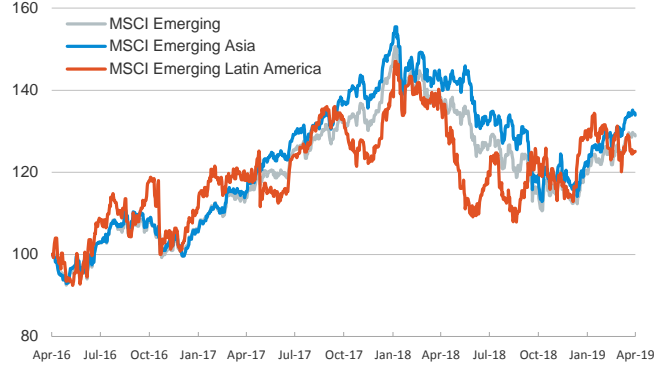
Main advanced stock markets

Index (100=Three years ago)



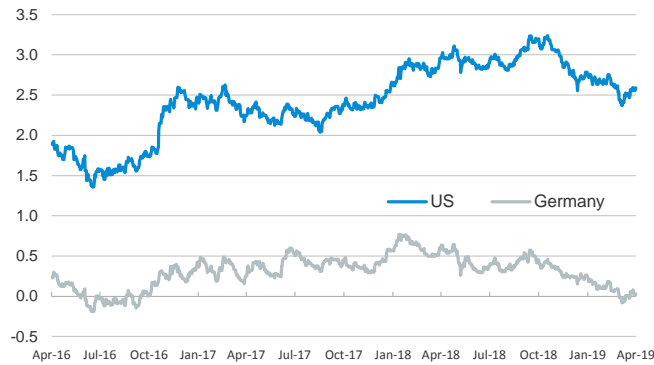
Emerging economies stock markets

Index (100=Three years ago)



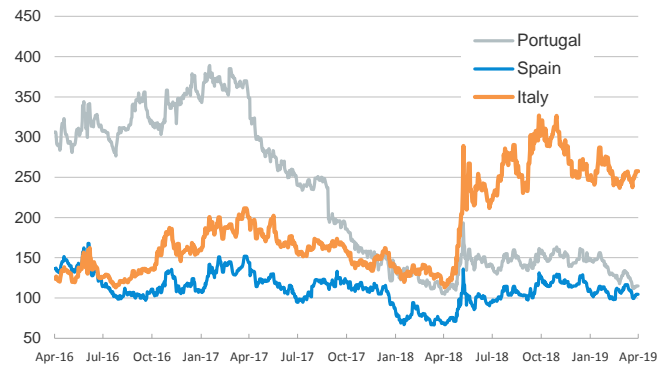
Yield on 10-year public debt: U.S. and Germany

(%)



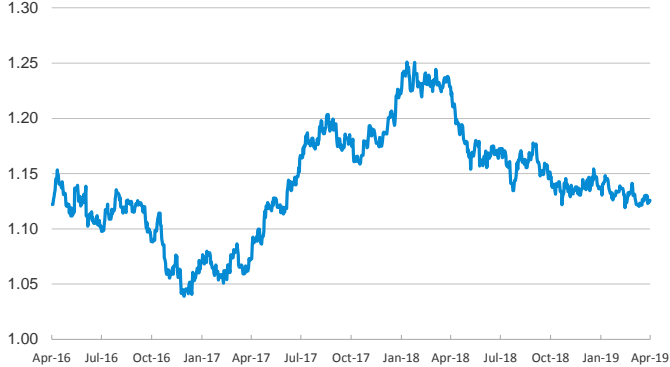
Risk Premium on 10-year debt: Italy, Spain, and Portugal

(basis points)



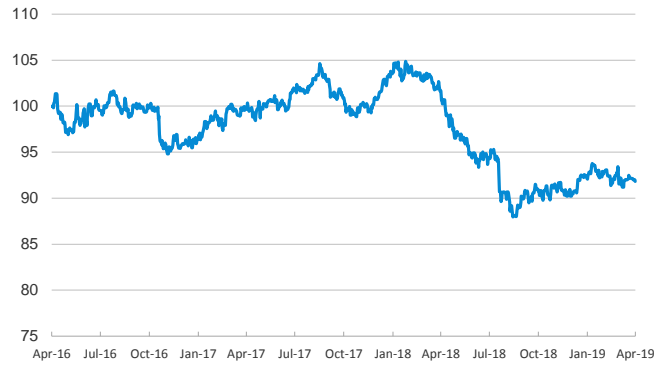
Exchange rate: EUR/USD

(Dollars per euro)



Exchange rate: Emerging economies Index

Index (100=Three years ago)



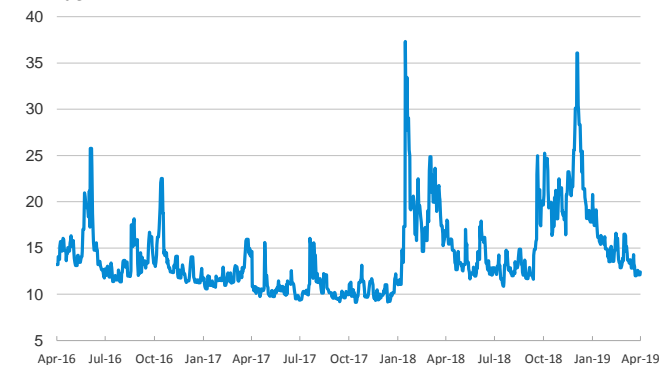
Brent oil price

(US\$/barrel)



Implied volatility on US stock markets

VIX Index



Notice regarding publication of the CaixaBank "Daily Report".

The "Daily Report" is a publication by CaixaBank Research that contains information and opinions from sources considered to be reliable. This document is for informative purposes only and CaixaBank is not liable in any way for any use made thereof. The opinions and estimates are those of the CaixaBank Research and are liable to change without prior notice.