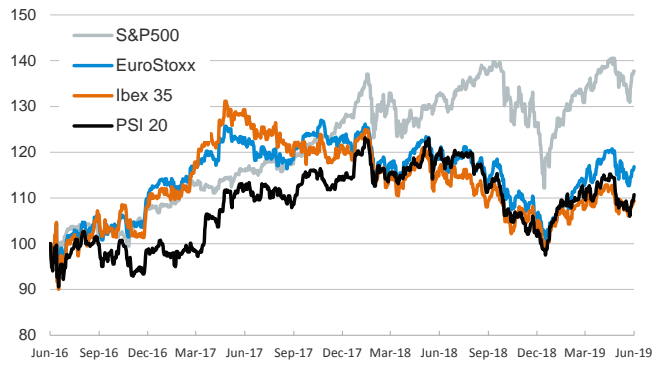


- ▶ Markets underwent a relatively quiet session as they paused to assess the scenario. There are few major economic releases this week and investors are eyeing the Fed's meeting on June 18-19 and the G20 summit at the end of June.
- ▶ Global stocks registered moderate gains after having crawled back to early April levels in the last weeks. U.S. stocks were nearly flat but Chinese equities rallied after authorities announced that local governments will have more resources for investment projects.
- ▶ In fixed-income markets, U.S. and German sovereign yields continued to fluctuate around year-lows, while Portuguese and Spanish risk premia remained very low. Italy's spread ticked up ahead of tomorrow's Eurogroup June meeting, in which euro area finance ministers might continue ongoing discussions on Italy's fiscal policy.
- ▶ Today the focus will be on the release of U.S. CPI inflation figures for May (2.0% in April).

Interest Rates (%)	6/11	6/10	Daily Change (basis points)	Weekly Change (basis points)	YTD (basis points)	YoY Change (basis points)
Eurozone						
ECB - Official Interest Rate (Refi)	0.00	0.00	0	0	0	0
Eonia	-0.37	-0.37	0	-1	-1	-1
Swap Eonia (10Y)	0.11	0.13	-2	-3	-55	-69
3 months (Euribor)	-0.32	-0.32	0	0	-1	0
12 months (Euribor)	-0.18	-0.18	0	0	-6	0
Germany - 2-Year Bond	-0.67	-0.67	0	-3	-6	-8
Germany - 10-Year Bond	-0.23	-0.22	-1	-3	-47	-72
France - 10-Year Bond	0.12	0.14	-2	-7	-59	-76
Spain - 10-Year Bond	0.58	0.60	-3	-9	-84	-87
Portugal - 10-Year Bond	0.65	0.68	-4	-8	-108	-134
Italy - 10-Year Bond	2.39	2.36	3	-12	-35	-45
Risk premium - Spain (10Y)	81	82	-1	-6	-36	-15
Risk premium - Portugal (10Y)	88	90	-2	-5	-60	-62
Risk premium - Italy (10Y)	262	258	5	-10	13	27
US						
Fed - Upper Bound	2.50	2.50	0	0	0	75
3 months (Libor)	2.44	2.44	0	-3	-37	10
12 months (Libor)	2.34	2.34	0	-7	-67	-42
2-Year Bond	1.93	1.90	3	5	-56	-61
10-Year Bond	2.14	2.15	-1	1	-54	-82
Stock Markets						
	6/11	6/10	Daily Change (%)	Weekly Change (%)	YTD (%)	YoY Change (%)
CaixaBank	2.63	2.68	-1.8	-6.5	-16.9	-33.6
Ibex 35	9282	9294	-0.1	1.8	8.7	-6.4
PSI 20	5207	5173	0.7	2.6	10.1	-8.0
MIB	20610	20485	0.6	1.9	12.5	-6.8
DAX	12156	12045	0.9	1.5	15.1	-5.3
CAC 40	5408	5383	0.5	2.7	14.3	-0.8
Eurostoxx50	3401	3386	0.4	2.0	13.3	-2.1
FTSE 100	7398	7376	0.3	2.6	10.0	-4.0
S&P 500	2886	2887	0.0	2.9	15.1	3.5
Nasdaq	7823	7823	0.0	3.9	17.9	1.5
Nikkei 225	21204	21134	0.3	3.9	5.9	-7.3
MSCI Emerging Index	1032	1022	1.0	2.6	6.8	-9.5
MSCI Emerging Asia	514	510	0.9	2.5	6.0	-13.9
MSCI Emerging Latin America	2791	2746	1.6	2.4	8.8	11.5
Shanghai	2926	2852	2.6	2.2	17.3	-5.0
VIX Index	15.99	15.94	0.3	-5.8	-37.1	29.6
Currencies						
	6/11	6/10	Daily Change (%)	Weekly Change (%)	YTD (%)	YoY Change (%)
EUR/USD	1.133	1.131	0.1	0.7	-1.2	-3.6
EUR/GBP	0.89	0.89	-0.2	0.5	-1.0	1.4
EUR/CHF	1.12	1.12	0.4	0.7	-0.1	-3.0
USD/JPY	108.52	108.45	0.1	0.3	-1.1	-1.7
USD/CNY	6.91	6.93	-0.3	0.1	0.5	7.9
USD/MXN	19.13	19.21	-0.4	-2.2	-2.6	-7.6
Commodities						
	6/11	6/10	Daily Change (%)	Weekly Change (%)	YTD (%)	YoY Change (%)
Global Commodities Index	77.5	77.0	0.6	-0.3	1.0	-13.8
Brent (US\$/barrel)	62.3	62.3	0.0	0.5	15.8	-17.9
Gold (US\$/ounce)	1326.9	1328.0	-0.1	0.1	3.5	2.4
Metal Index	186.9	185.4	0.8	0.2	1.8	-20.6
Agricultural Index	251.6	248.4	1.3	-0.5	2.4	-6.2

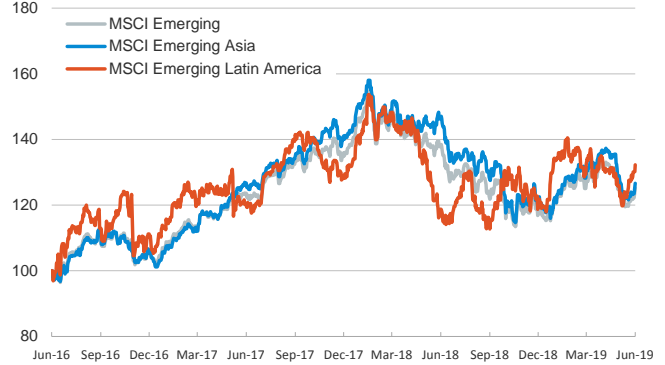
Main advanced stock markets

Index (100=Three years ago)



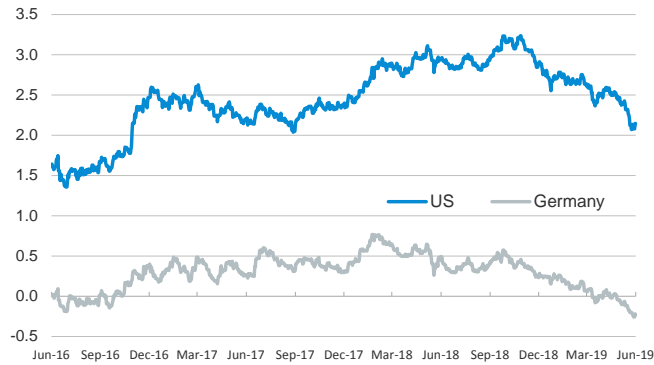
Emerging economies stock markets

Index (100=Three years ago)



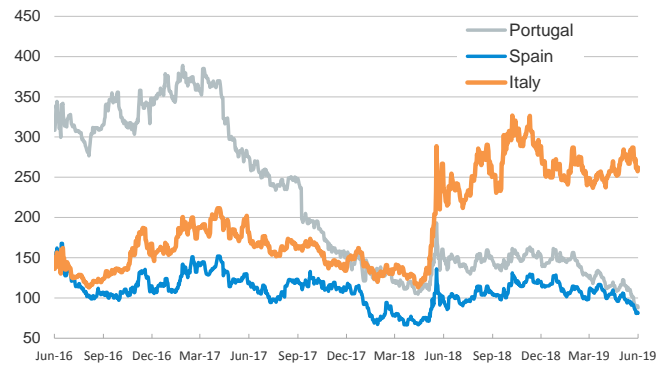
Yield on 10-year public debt: U.S. and Germany

(%)



Risk Premium on 10-year debt: Italy, Spain, and Portugal

(basis points)



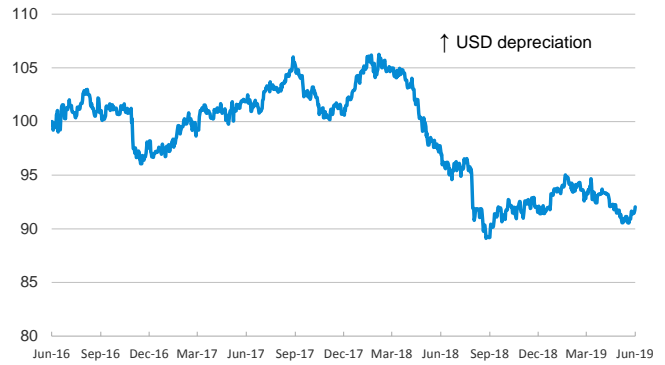
Exchange rate: EUR/USD

(Dollars per euro)



Exchange rate: Emerging economies Index

Index (100=Three years ago)



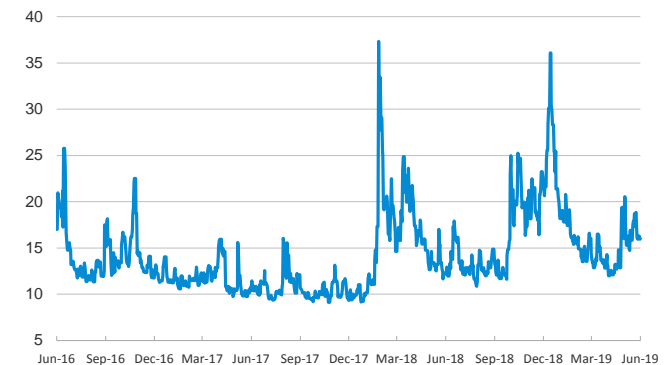
Brent oil price

(US\$/barrel)



Implied volatility on US stock markets

VIX Index



Notice regarding publication of the CaixaBank "Daily Report".

The "Daily Report" is a publication by CaixaBank Research that contains information and opinions from sources considered to be reliable. This document is for informative purposes only and CaixaBank is not liable in any way for any use made thereof. The opinions and estimates are those of the CaixaBank Research and are liable to change without prior notice.