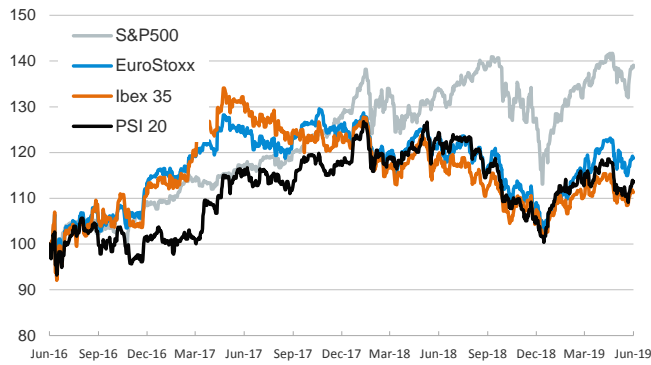


- ▶ Markets traded in a cautious mood in yesterday's session and advanced-economy stocks advanced moderately.
- ▶ In fixed-income markets, U.S. and German sovereign yields continued sinking into year-lows as investors eye the Fed's monetary policy meeting next week. Italy's risk premium narrowed as finance minister Tria stated that incoming data will show that the country will respect its budget commitments with no extra measures needed.
- ▶ In oil markets, Brent prices bounced back amid escalating tensions in the Middle East. In particular, the U.S. blamed Iran for an attack on two oil tankers in the Gulf of Oman, near the Strait of Hormuz (the waterway which transports 20% of the world's oil).
- ▶ In the U.K., the first round of voting to choose the Conservative Party's new leader confirmed Boris Johnson as the frontrunner –gaining support from 114 MPs, more than the combined total of the next three candidates.

Interest Rates (%)	6/13	6/12	Daily Change (basis points)	Weekly Change (basis points)	YTD (basis points)	YoY Change (basis points)
<b>Eurozone</b>						
ECB - Official Interest Rate (Refi)	0.00	0.00	0	0	0	0
Eonia	-0.36	-0.37	1	1	-1	0
Swap Eonia (10Y)	0.09	0.10	-1	-2	-56	-65
3 months (Euribor)	-0.32	-0.32	0	1	-1	0
12 months (Euribor)	-0.17	-0.17	0	2	-5	1
Germany - 2-Year Bond	-0.68	-0.68	0	-2	-7	-5
Germany - 10-Year Bond	-0.24	-0.24	-1	0	-48	-67
France - 10-Year Bond	0.11	0.11	0	0	-60	-65
Spain - 10-Year Bond	0.54	0.57	-3	-7	-87	-81
Portugal - 10-Year Bond	0.64	0.66	-2	-3	-108	-127
Italy - 10-Year Bond	2.36	2.43	-8	-13	-38	-38
Risk premium - Spain (10Y)	78	81	-3	-6	-39	-14
Risk premium - Portugal (10Y)	88	89	-1	-3	-60	-61
Risk premium - Italy (10Y)	260	267	-7	-13	10	29
<b>US</b>						
Fed - Upper Bound	2.50	2.50	0	0	0	50
3 months (Libor)	2.43	2.43	0	-2	-38	10
12 months (Libor)	2.33	2.33	0	-2	-68	-44
2-Year Bond	1.84	1.88	-4	-4	-65	-72
10-Year Bond	2.09	2.12	-3	-3	-59	-85
<b>Stock Markets</b>						
	6/13	6/12	Daily Change (%)	Weekly Change (%)	YTD (%)	YoY Change (%)
CaixaBank	2.59	2.59	0.0	-2.7	-18.2	-32.9
Ibex 35	9247	9239	0.1	0.8	8.3	-7.1
PSI 20	5194	5179	0.3	2.0	9.8	-8.5
MIB	20631	20463	0.8	2.2	12.6	-8.3
DAX	12169	12116	0.4	1.8	15.2	-7.2
CAC 40	5376	5375	0.0	1.8	13.6	-2.8
Eurostoxx50	3391	3387	0.1	1.6	13.0	-3.9
FTSE 100	7369	7368	0.0	1.5	9.5	-5.1
S&P 500	2892	2880	0.4	1.7	15.3	3.9
Nasdaq	7837	7793	0.6	2.9	18.1	1.0
Nikkei 225	21032	21130	-0.5	1.2	5.1	-7.5
MSCI Emerging Index	1022	1026	-0.4	1.9	5.8	-9.2
MSCI Emerging Asia	509	511	-0.4	1.7	4.8	-13.5
MSCI Emerging Latin America	2791	2796	-0.2	2.9	8.8	12.6
Shanghai	2911	2909	0.0	2.9	16.7	-4.4
VIX Index	15.82	15.91	-0.6	-0.7	-37.8	30.5
<b>Currencies</b>						
	6/13	6/12	Daily Change (%)	Weekly Change (%)	YTD (%)	YoY Change (%)
EUR/USD	1.128	1.129	-0.1	0.0	-1.7	-2.5
EUR/GBP	0.89	0.89	0.0	0.2	-1.0	2.0
EUR/CHF	1.12	1.12	-0.3	0.2	-0.4	-2.9
USD/JPY	108.38	108.50	-0.1	0.0	-1.2	-2.0
USD/CNY	6.92	6.92	0.1	0.2	0.6	8.1
USD/MXN	19.19	19.17	0.1	-2.5	-2.3	-8.1
<b>Commodities</b>						
	6/13	6/12	Daily Change (%)	Weekly Change (%)	YTD (%)	YoY Change (%)
Global Commodities Index	77.6	77.1	0.7	0.7	1.2	-13.0
Brent (US\$/barrel)	61.3	60.0	2.2	-0.6	14.0	-19.3
Gold (US\$/ounce)	1342.3	1333.6	0.7	0.5	4.7	3.1
Metal Index	186.0	186.5	-0.3	0.2	1.3	-20.3
Agricultural Index	259.9	256.0	1.5	3.7	5.8	-1.1

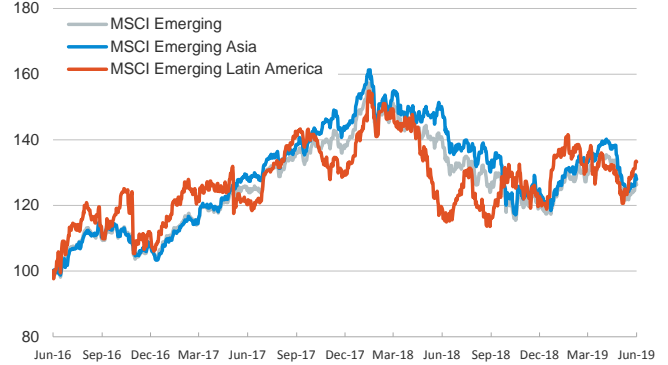
**Main advanced stock markets**

Index (100=Three years ago)



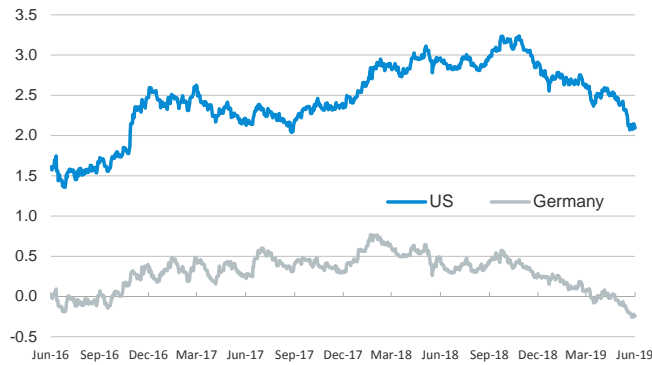
**Emerging economies stock markets**

Index (100=Three years ago)



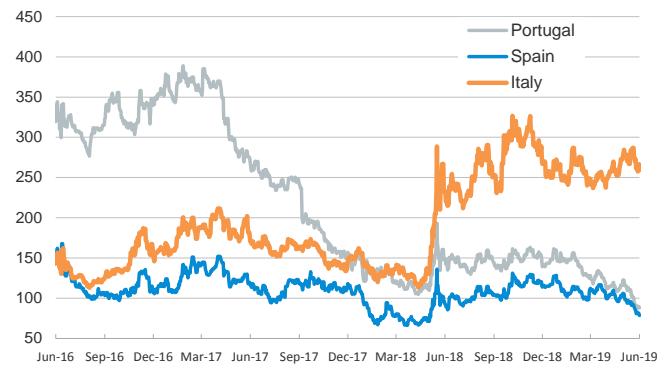
**Yield on 10-year public debt: U.S. and Germany**

(%)



**Risk Premium on 10-year debt: Italy, Spain, and Portugal**

(basis points)



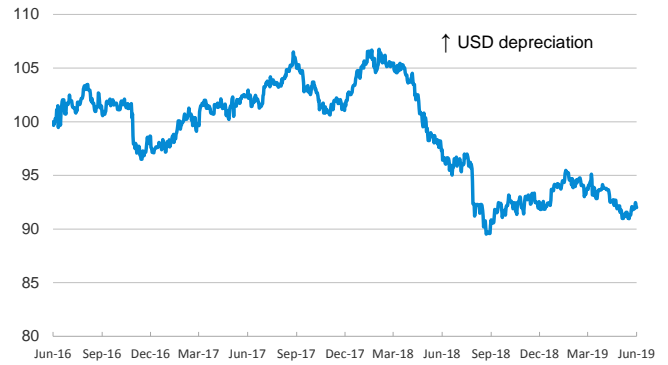
**Exchange rate: EUR/USD**

(Dollars per euro)



**Exchange rate: Emerging economies Index**

Index (100=Three years ago)



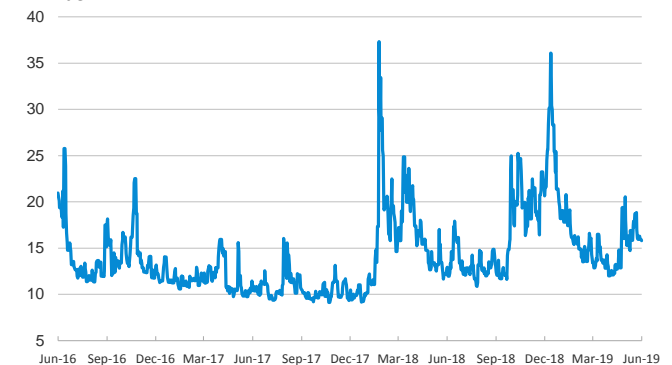
**Brent oil price**

(US\$/barrel)



**Implied volatility on US stock markets**

VIX Index



Notice regarding publication of the CaixaBank "Daily Report".

The "Daily Report" is a publication by CaixaBank Research that contains information and opinions from sources considered to be reliable. This document is for informative purposes only and CaixaBank is not liable in any way for any use made thereof. The opinions and estimates are those of the CaixaBank Research and are liable to change without prior notice.