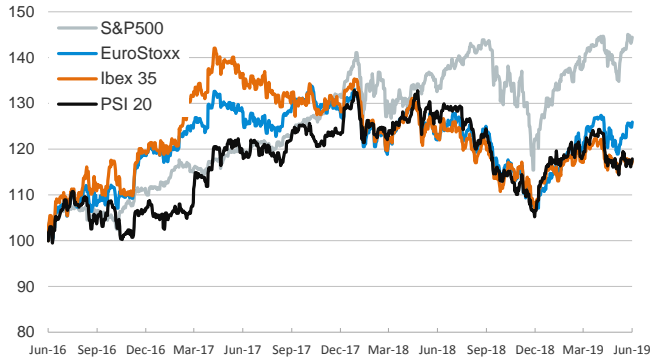


- ▶ In the last session of the week investors traded in a cautious mood ahead of an eagerly anticipated political weekend. Yields on advanced economies' sovereign bonds were roughly unchanged and stock indices rose in most trading floors.
- ▶ During the G20 summit, Donald Trump and Xi Jinping reached a truce in the trade war and agreed to resume negotiations soon. This morning, Asian stocks received this agreement with an increase of more than 2%.
- ▶ In Europe, political leaders' talks on nomination for the EU's top jobs started on Sunday and are expected to continue today. For the European Commission, the Dutch socialist Frans Timmermans is the front-runner, but his candidature can still be blocked by the EPP party.
- ▶ This week investors will focus on the OPEC and OPEC+ meetings - where an extension of the current production levels is expected-(Mon. and Tue.) and, in the US, June's ISM index figures (Mon. and Wed.) and the employment report (Fri.).

Interest Rates (%)	6/28	6/27	Daily Change (basis points)	Weekly Change (basis points)	YTD (basis points)	YoY Change (basis points)
Eurozone						
ECB - Official Interest Rate (Refi)	0.00	0.00	0	0	0	0
Eonia	-0.36	-0.37	1	1	0	0
Swap Eonia (10Y)	0.01	0.01	0	-6	-64	-68
3 months (Euribor)	-0.35	-0.34	0	0	-4	-2
12 months (Euribor)	-0.21	-0.21	0	0	-10	-3
Germany - 2-Year Bond	-0.75	-0.74	-1	-1	-14	-9
Germany - 10-Year Bond	-0.33	-0.32	-1	-4	-57	-63
France - 10-Year Bond	-0.01	0.00	-1	-5	-71	-67
Spain - 10-Year Bond	0.40	0.40	0	-4	-102	-93
Portugal - 10-Year Bond	0.48	0.48	-1	-10	-125	-131
Italy - 10-Year Bond	2.10	2.13	-3	-5	-64	-58
Risk premium - Spain (10Y)	72	72	1	0	-45	-30
Risk premium - Portugal (10Y)	80	80	0	-6	-68	-68
Risk premium - Italy (10Y)	243	245	-3	0	-7	5
US						
Fed - Upper Bound	2.50	2.50	0	0	0	50
3 months (Libor)	2.32	2.32	0	-3	-49	-2
12 months (Libor)	2.18	2.18	0	-2	-83	-58
2-Year Bond	1.75	1.74	1	-2	-74	-78
10-Year Bond	2.01	2.01	0	-4	-67	-85
Stock Markets						
	6/28	6/27	Daily Change (%)	Weekly Change (%)	YTD (%)	YoY Change (%)
CaixaBank	2.52	2.49	1.2	2.2	-20.4	-32.1
Ibex 35	9199	9148	0.6	-0.3	7.7	-4.4
PSI 20	5137	5103	0.7	0.2	8.6	-7.1
MIB	21235	21111	0.6	-0.7	15.9	-1.8
DAX	12399	12271	1.0	0.5	17.4	0.8
CAC 40	5539	5494	0.8	0.2	17.1	4.0
Eurostoxx50	3474	3442	0.9	0.2	15.7	2.3
FTSE 100	7426	7402	0.3	0.2	10.4	-2.8
S&P 500	2942	2925	0.6	-0.3	17.3	8.2
Nasdaq	8006	7968	0.5	-0.3	20.7	6.6
Nikkei 225	21276	21338	-0.3	0.1	6.3	-4.6
MSCI Emerging Index	1055	1055	0.0	0.2	9.2	-1.4
MSCI Emerging Asia	527	528	-0.1	0.5	8.6	-4.5
MSCI Emerging Latin America	2844	2827	0.6	-1.2	10.8	14.8
Shanghai	2979	2997	-0.6	-0.8	19.4	4.6
VIX Index	15.08	15.82	-4.7	-2.1	-40.7	-6.3
Currencies						
	6/28	6/27	Daily Change (%)	Weekly Change (%)	YTD (%)	YoY Change (%)
EUR/USD	1.137	1.137	0.0	0.0	-0.8	-2.7
EUR/GBP	0.90	0.90	-0.2	0.4	-0.4	1.2
EUR/CHF	1.11	1.11	0.0	0.0	-1.3	-4.0
USD/JPY	107.85	107.79	0.1	0.5	-1.7	-2.6
USD/CNY	6.87	6.88	-0.1	0.0	-0.2	3.7
USD/MXN	19.22	19.18	0.2	0.5	-2.2	-3.4
Commodities						
	6/28	6/27	Daily Change (%)	Weekly Change (%)	YTD (%)	YoY Change (%)
Global Commodities Index	79.7	80.2	-0.7	1.0	3.8	-8.9
Brent (US\$/barrel)	66.6	66.6	0.0	2.1	23.7	-16.2
Gold (US\$/ounce)	1409.5	1409.8	0.0	0.7	9.9	12.5
Metal Index	190.6	190.2	0.2	1.9	3.8	-12.3
Agricultural Index	258.1	260.8	-1.0	-0.6	5.1	3.3

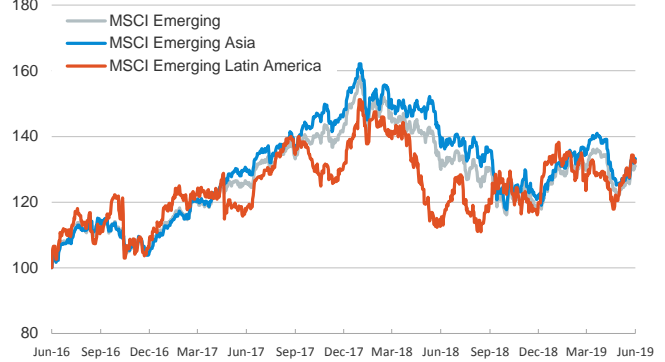
Main advanced stock markets

Index (100=Three years ago)



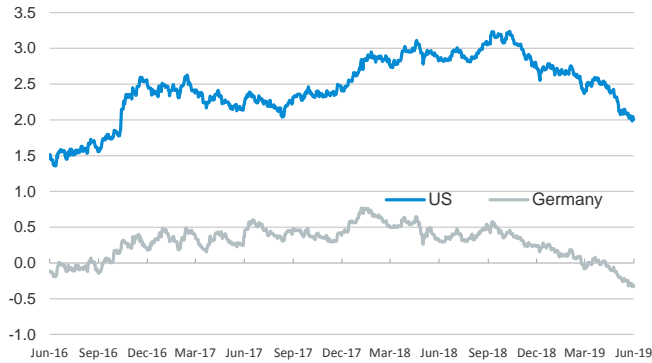
Emerging economies stock markets

Index (100=Three years ago)



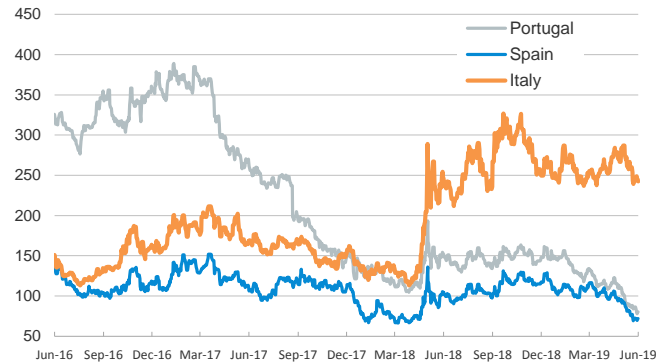
Yield on 10-year public debt: U.S. and Germany

(%)



Risk Premium on 10-year debt: Italy, Spain, and Portugal

(basis points)



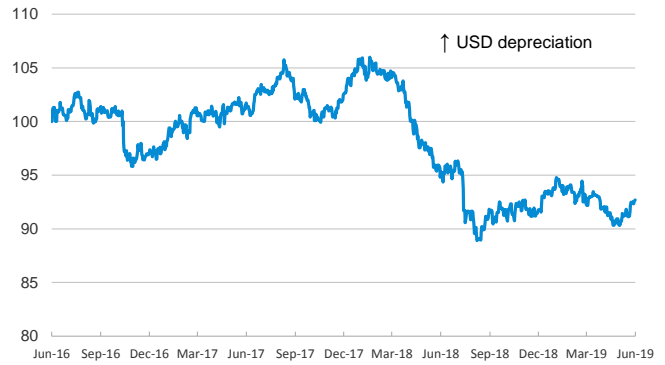
Exchange rate: EUR/USD

(Dollars per euro)



Exchange rate: Emerging economies Index

Index (100=Three years ago)



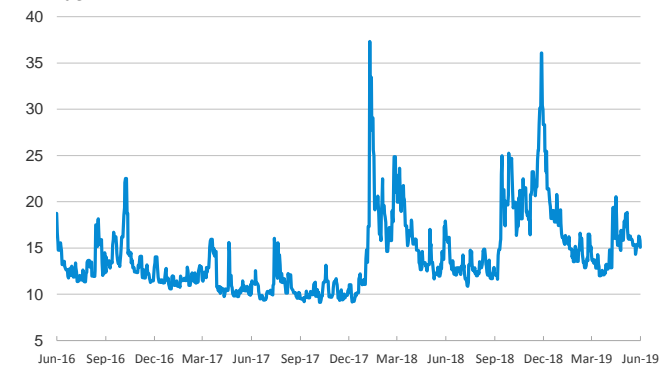
Brent oil price

(US\$/barrel)



Implied volatility on US stock markets

VIX Index



Notice regarding publication of the CaixaBank "Daily Report".

The "Daily Report" is a publication by CaixaBank Research that contains information and opinions from sources considered to be reliable. This document is for informative purposes only and CaixaBank is not liable in any way for any use made thereof. The opinions and estimates are those of the CaixaBank Research and are liable to change without prior notice.