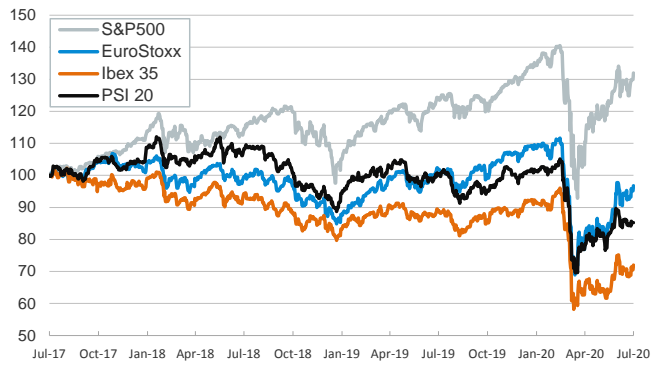


- ▶ Investors started the week with optimism and a risk-on mood. Despite the increase in COVID-19 cases around the globe, optimism surged on the back of better-than-expected business sentiment indicators. June's ISM non-manufacturing index in the US rose from 45.4 in May to 57.1, a level not seen since February.
- ▶ In this context, stock indices rose across the board, particularly in China, and the Nasdaq index (where technology has a significant weight) reached a new record high. In fixed-income markets, yields on euro area sovereign bonds edged down in the periphery and remained stable in Germany.
- ▶ In FX-markets, the US dollar weakened against most advanced and emerging economies' currencies and the euro fluctuated above \$1.13. In oil markets, sentiment pushed the price of the barrel of Brent up towards \$43.
- ▶ Today, the European Commission will release its Summer economic forecasts.

Interest Rates (%)	7/6	7/3	Daily Change (basis points)	Weekly Change (basis points)	YTD (basis points)	YoY Change (basis points)
Eurozone						
ECB - Official Interest Rate (Refi)	0.00	0.00	0	0	0	0
Eonia	-0.46	-0.46	0	0	-2	-10
Swap Eonia (10Y)	-0.30	-0.30	0	3	-32	-24
3 months (Euribor)	-0.44	-0.44	-1	-3	-6	-8
12 months (Euribor)	-0.24	-0.24	-1	-4	1	3
Germany - 2-Year Bond	-0.68	-0.68	0	1	-8	6
Germany - 10-Year Bond	-0.43	-0.43	0	4	-25	-7
France - 10-Year Bond	-0.12	-0.11	-1	0	-24	-4
Spain - 10-Year Bond	0.43	0.45	-2	-5	-4	10
Portugal - 10-Year Bond	0.42	0.43	-2	-6	-3	-2
Italy - 10-Year Bond	1.24	1.25	-1	-6	-17	-50
Risk premium - Spain (10Y)	86	88	-2	-8	20	17
Risk premium - Portugal (10Y)	85	86	-2	-10	22	5
Risk premium - Italy (10Y)	167	168	-1	-10	8	-44
US						
Fed - Upper Bound	0.25	0.25	0	0	-150	-225
3 months (Libor)	0.28	0.28	0	-2	-163	-203
12 months (Libor)	0.51	0.51	0	-5	-149	-168
2-Year Bond	0.16	0.15	1	1	-141	-170
10-Year Bond	0.68	0.67	1	6	-124	-135
Stock Markets						
	7/6	7/3	Daily Change (%)	Weekly Change (%)	YTD (%)	YoY Change (%)
CaixaBank	2.08	1.96	6.1	8.4	-25.7	-20.6
Ibex 35	7556	7404	2.1	3.8	-20.9	-19.1
PSI 20	4407	4405	0.1	0.3	-15.5	-15.1
MIB	20032	19727	1.5	3.0	-14.8	-8.9
DAX	12733	12528	1.6	4.1	-3.9	1.3
CAC 40	5082	5007	1.5	2.8	-15.0	-9.2
Eurostoxx50	3350	3294	1.7	3.7	-10.6	-5.0
FTSE 100	6286	6157	2.1	1.0	-16.7	-16.8
S&P 500	3180	3130	1.6	4.1	-1.6	6.3
Nasdaq	10434	10208	2.2	5.7	16.3	27.8
Nikkei 225	22714	22306	1.8	3.3	-4.0	4.5
MSCI Emerging Index	1061	1033	2.7	6.7	-4.9	0.1
MSCI Emerging Asia	580	563	3.0	7.6	2.5	9.8
MSCI Emerging Latin America	1996	1952	2.3	5.7	-31.6	-31.4
Shanghai	3333	3153	5.7	12.5	9.3	10.7
VIX Index	27.94	27.68	0.9	-12.1	102.8	110.4
Currencies						
	7/6	7/3	Daily Change (%)	Weekly Change (%)	YTD (%)	YoY Change (%)
EUR/USD	1.131	1.125	0.5	0.6	0.9	0.7
EUR/GBP	0.91	0.90	0.4	-1.0	7.0	1.0
EUR/CHF	1.07	1.06	0.3	-0.4	-1.8	-4.3
USD/JPY	107.35	107.51	-0.1	-0.2	-1.2	-1.0
USD/CNY	7.02	7.07	-0.7	-0.9	0.8	1.8
USD/MXN	22.36	22.39	-0.1	-3.1	18.1	17.6
Commodities						
	7/6	7/3	Daily Change (%)	Weekly Change (%)	YTD (%)	YoY Change (%)
Global Commodities Index	66.2	65.6	0.8	3.0	-18.2	-16.3
Brent (US\$/barrel)	43.1	42.8	0.7	3.3	-34.7	-32.9
Gold (US\$/ounce)	1784.7	1776.0	0.5	0.7	17.6	27.5
Metal Index	182.9	180.7	1.2	2.3	-5.5	-2.3
Agricultural Index	240.1	240.0	0.0	3.5	-10.2	-6.1

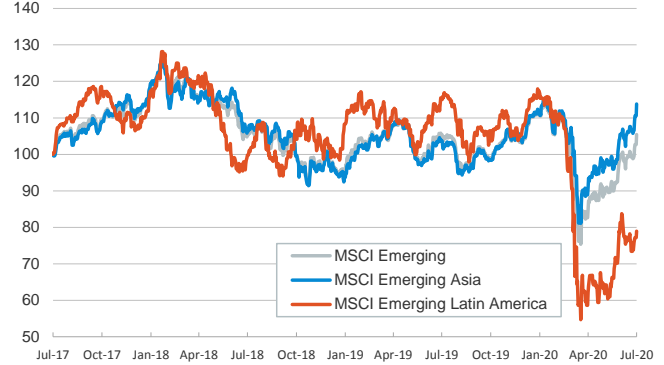
Main advanced stock markets

Index (100=Three years ago)



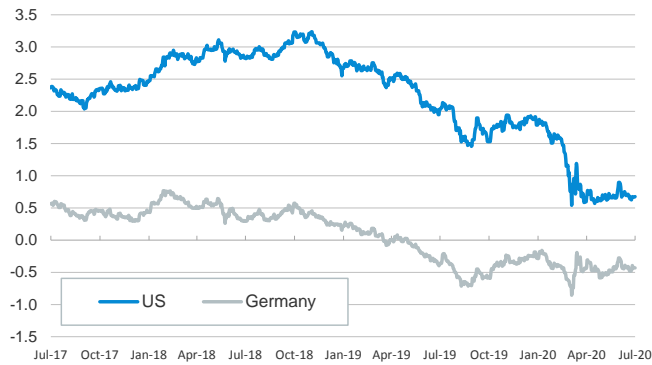
Emerging economies stock markets

Index (100=Three years ago)



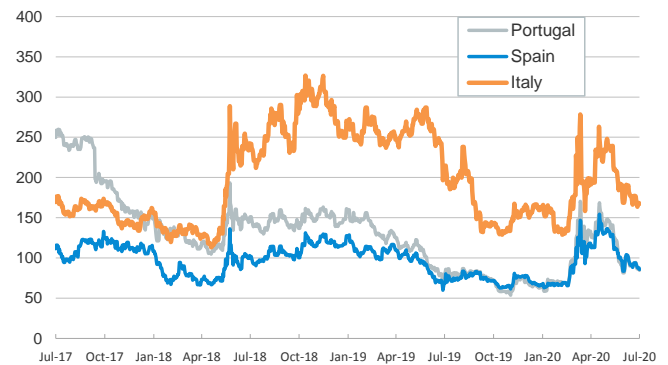
Yield on 10-year public debt: U.S. and Germany

(%)



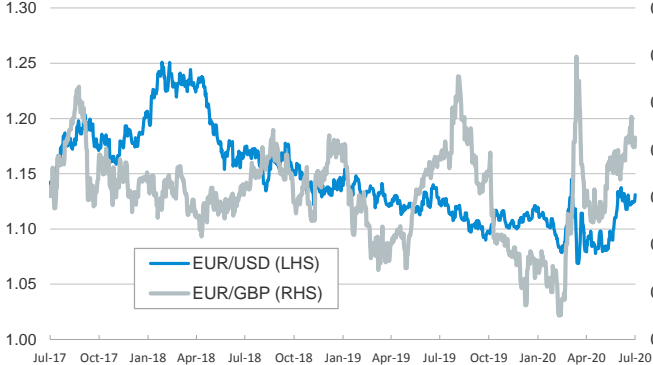
Risk Premium on 10-year debt: Italy, Spain, and Portugal

(basis points)



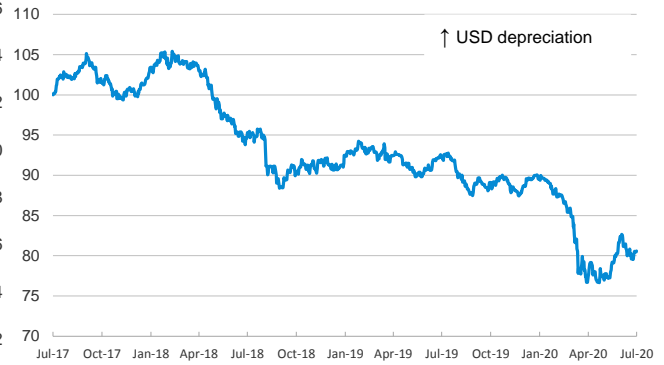
Exchange rate: Advanced-economy currencies

(Dollars per euro)



Exchange rate: Emerging economies Index

Index (100=Three years ago)



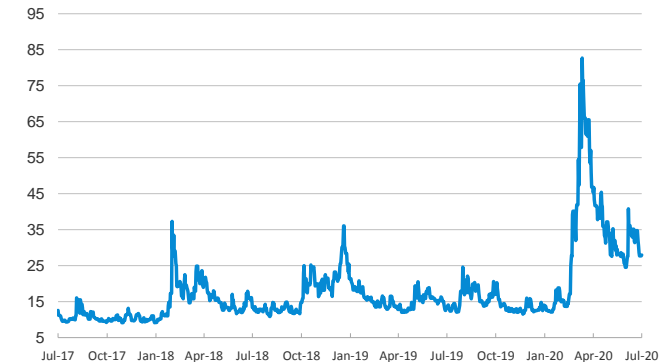
Brent oil price

(US\$/barrel)



Implied volatility on US stock markets

VIX Index



Notice regarding publication of the CaixaBank "Daily Report".

The "Daily Report" is a publication by CaixaBank Research that contains information and opinions from sources considered to be reliable. This document is for informative purposes only and CaixaBank is not liable in any way for any use made thereof. The opinions and estimates are those of the CaixaBank Research and are liable to change without prior notice.