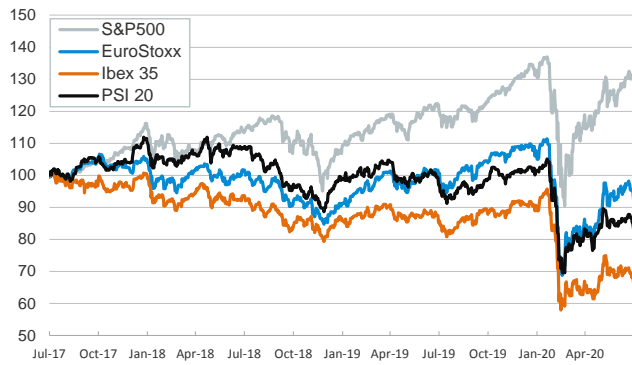


- ▶ During a busy day for economic data releases, investors digested the record-low GDP growth figures in the US and Germany and demand for safe-haven assets rose. **US GDP plunged** in Q2 by 9.5% qoq (-1.3% in Q1), a record fall since the Great Depression, while in Germany the GDP contracted by 10.1% qoq in the same period.
- ▶ Despite the fact that these figures were similar to what the consensus expected, stock indices declined by more than 2% in the euro area, while the fall in the US was compensated by better-than-expected earnings releases from technology companies.
- ▶ Yields on sovereign bonds declined on both sides of the Atlantic and euro area peripheral spreads edged up. In FX markets the euro extended its gains and fluctuated above \$1.18.
- ▶ **July's Spanish HICP inflation** decreased to -0.6% (-0.3% in June), driven by lower prices in the tourism sector.

Interest Rates (%)	7/30	7/29	Daily Change (basis points)	Weekly Change (basis points)	YTD (basis points)	YoY Change (basis points)
<b>Eurozone</b>						
ECB - Official Interest Rate (Refi)	0.00	0.00	0	0	0	0
Eonia	-0.47	-0.47	0	0	-2	-11
Swap Eonia (10Y)	-0.38	-0.34	-4	-4	-40	-20
3 months (Euribor)	-0.46	-0.46	0	-1	-8	-9
12 months (Euribor)	-0.33	-0.32	-1	-4	-8	-3
Germany - 2-Year Bond	-0.71	-0.68	-3	-4	-11	7
Germany - 10-Year Bond	-0.54	-0.50	-4	-6	-36	-10
France - 10-Year Bond	-0.22	-0.18	-4	-4	-33	-3
Spain - 10-Year Bond	0.32	0.35	-3	-1	-15	3
Portugal - 10-Year Bond	0.32	0.36	-3	0	-12	-2
Italy - 10-Year Bond	0.97	0.99	-2	-1	-44	-57
Risk premium - Spain (10Y)	86	85	1	6	21	14
Risk premium - Portugal (10Y)	86	85	1	6	24	8
Risk premium - Italy (10Y)	151	149	2	5	-8	-47
<b>US</b>						
Fed - Upper Bound	0.25	0.25	0	0	-150	-200
3 months (Libor)	0.26	0.26	0	2	-165	-201
12 months (Libor)	0.46	0.46	0	0	-154	-173
2-Year Bond	0.12	0.13	-1	-3	-145	-175
10-Year Bond	0.55	0.57	-2	-3	-137	-146
<b>Stock Markets</b>						
	7/30	7/29	Daily Change (%)	Weekly Change (%)	YTD (%)	YoY Change (%)
CaixaBank	1.92	2.01	-4.2	-8.7	-31.4	-14.1
Ibex 35	6997	7206	-2.9	-5.3	-26.7	-22.0
PSI 20	4305	4396	-2.1	-5.1	-17.4	-14.1
MIB	19228	19881	-3.3	-6.0	-18.2	-10.1
DAX	12380	12822	-3.5	-5.5	-6.6	1.6
CAC 40	4853	4959	-2.1	-3.6	-18.8	-12.1
Eurostoxx50	3208	3300	-2.8	-4.9	-14.3	-7.5
FTSE 100	5990	6131	-2.3	-3.6	-20.6	-21.0
S&P 500	3246	3258	-0.4	0.3	0.5	8.9
Nasdaq	10588	10543	0.4	1.2	18.0	29.5
Nikkei 225	22339	22397	-0.3	-1.8	-5.6	3.8
MSCI Emerging Index	1082	1087	-0.4	0.4	-2.9	4.3
MSCI Emerging Asia	592	592	0.0	0.6	4.5	14.6
MSCI Emerging Latin America	2102	2132	-1.4	1.7	-28.0	-26.1
Shanghai	3287	3295	-0.2	-1.2	7.8	12.1
VIX Index	24.76	24.10	2.7	-5.1	79.7	53.6
<b>Currencies</b>						
	7/30	7/29	Daily Change (%)	Weekly Change (%)	YTD (%)	YoY Change (%)
EUR/USD	1.185	1.179	0.5	2.2	5.7	7.0
EUR/GBP	0.90	0.91	-0.3	-0.6	6.9	-0.7
EUR/CHF	1.08	1.08	0.1	0.3	-0.8	-2.2
USD/JPY	104.73	104.92	-0.2	-2.0	-3.6	-3.7
USD/CNY	7.01	7.00	0.1	0.1	0.7	1.8
USD/MXN	22.02	21.97	0.2	-2.2	16.4	15.0
<b>Commodities</b>						
	7/30	7/29	Daily Change (%)	Weekly Change (%)	YTD (%)	YoY Change (%)
Global Commodities Index	68.3	69.0	-1.1	0.2	-15.6	-13.6
Brent (US\$/barrel)	42.9	43.8	-1.9	-0.9	-34.9	-34.1
Gold (US\$/ounce)	1956.6	1970.8	-0.7	3.7	29.0	38.4
Metal Index	193.3	194.0	-0.4	0.3	-0.2	0.2
Agricultural Index	240.5	239.1	0.6	0.0	-10.0	-1.6

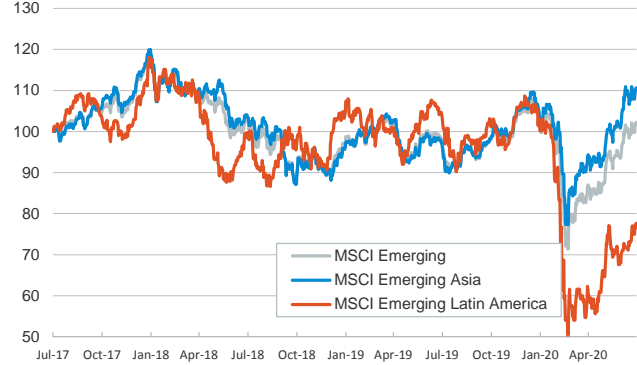
**Main advanced stock markets**

Index (100=Three years ago)



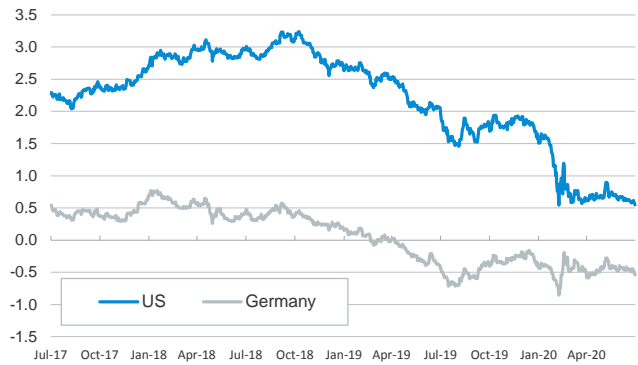
**Emerging economies stock markets**

Index (100=Three years ago)



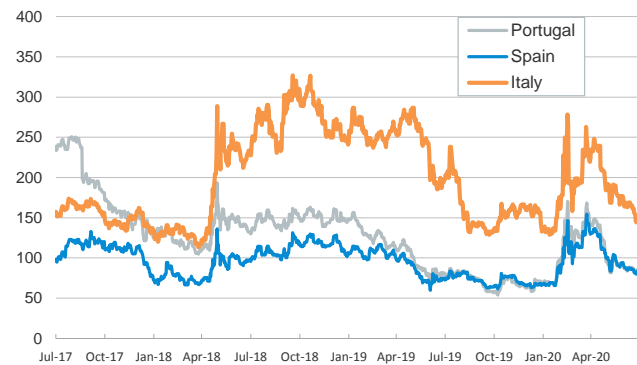
**Yield on 10-year public debt: U.S. and Germany**

(%)



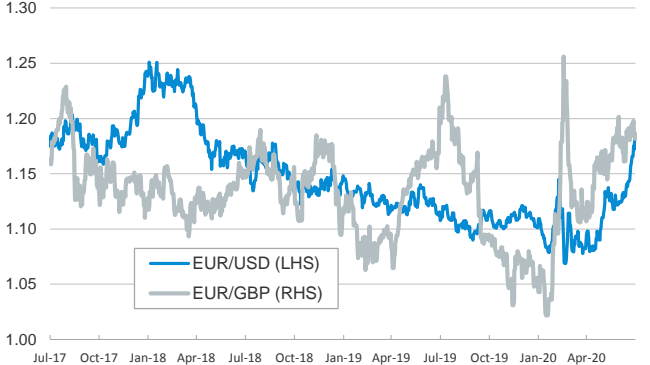
**Risk Premium on 10-year debt: Italy, Spain, and Portugal**

(basis points)



**Exchange rate: Advanced-economy currencies**

(Dollars per euro)



**Exchange rate: Emerging economies Index**

Index (100=Three years ago)



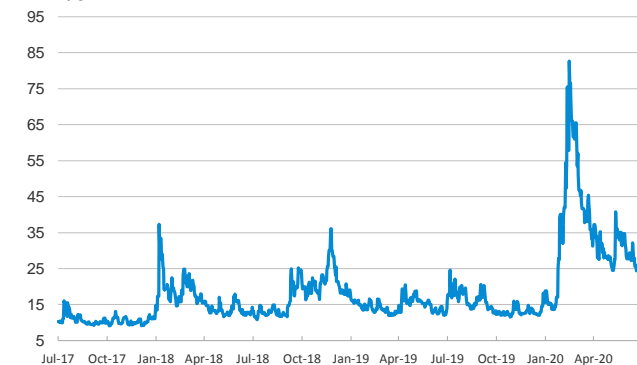
**Brent oil price**

(US\$/barrel)



**Implied volatility on US stock markets**

VIX Index



Notice regarding publication of the CaixaBank "Daily Report".

The "Daily Report" is a publication by CaixaBank Research that contains information and opinions from sources considered to be reliable. This document is for informative purposes only and CaixaBank is not liable in any way for any use made thereof. The opinions and estimates are those of the CaixaBank Research and are liable to change without prior notice.