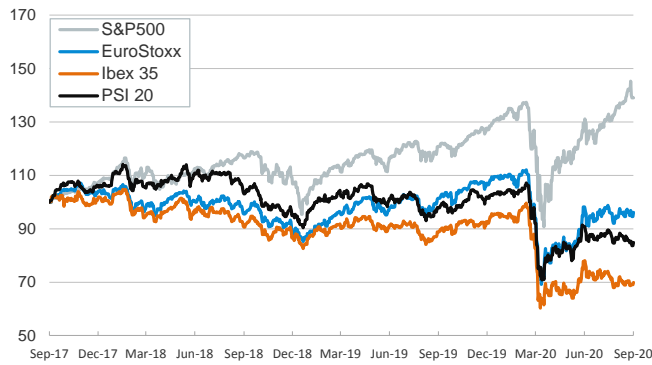


- ▶ European stocks rose in yesterday's session while U.S. stock markets were on holiday for Labor Day.
- ▶ Eurostoxx50 rose 1.6% as investors remained unperturbed by the tech sell-off in the U.S., the resumption of Brexit negotiations, and worse-than-expected data on industrial production in Germany (1.2% month-on-month versus 4.7% consensus forecast).
- ▶ The price of the barrel of Brent continued edging down to \$42 as Saudi Arabia cut prices. Meanwhile, the pound continued its fall, depreciating around 0.7% against the euro as prospects for a timely Brexit deal worsened following media reports that the UK government was planning to override parts of the Withdrawal Agreement.
- ▶ Today, investors will look forward to Eurostat's release of its second estimate of euro area GDP growth in Q2 as well as retail sales in Italy.

Interest Rates (%)	9/7	9/4	Daily Change (basis points)	Weekly Change (basis points)	YTD (basis points)	YoY Change (basis points)
Eurozone						
ECB - Official Interest Rate (Refi)	0.00	0.00	0	0	0	0
Eonia	-0.47	-0.47	0	0	-2	-11
Swap Eonia (10Y)	-0.31	-0.30	0	-6	-33	10
3 months (Euribor)	-0.49	-0.48	0	-1	-10	-5
12 months (Euribor)	-0.40	-0.40	0	-2	-15	-4
Germany - 2-Year Bond	-0.70	-0.70	0	-5	-10	17
Germany - 10-Year Bond	-0.46	-0.47	1	-7	-28	18
France - 10-Year Bond	-0.17	-0.18	1	-7	-28	18
Spain - 10-Year Bond	0.35	0.35	0	-6	-12	18
Portugal - 10-Year Bond	0.38	0.37	1	-4	-6	19
Italy - 10-Year Bond	1.05	1.02	3	-5	-36	17
Risk premium - Spain (10Y)	82	82	-1	1	16	0
Risk premium - Portugal (10Y)	84	85	0	2	22	1
Risk premium - Italy (10Y)	151	149	2	2	-9	0
US						
Fed - Upper Bound	0.25	0.25	0	0	-150	-200
3 months (Libor)	0.25	0.25	0	1	-166	-188
12 months (Libor)	0.42	0.42	0	-3	-158	-153
2-Year Bond	0.14	0.14	0	1	-143	-140
10-Year Bond	0.72	0.72	0	2	-120	-84
Stock Markets						
	9/7	9/4	Daily Change (%)	Weekly Change (%)	YTD (%)	YoY Change (%)
CaixaBank	2.01	2.04	-1.5	9.1	-28.2	-6.0
Ibex 35	7081	6990	1.3	1.6	-25.9	-21.2
PSI 20	4308	4248	1.4	0.2	-17.4	-13.3
MIB	19738	19391	1.8	0.5	-16.0	-10.1
DAX	13100	12843	2.0	1.2	-1.1	7.5
CAC 40	5054	4965	1.8	2.2	-15.5	-9.8
Eurostoxx50	3314	3261	1.6	1.3	-11.5	-5.2
FTSE 100	5937	5799	2.4	-0.4	-21.3	-18.5
S&P 500	3427	3427	0.0	-2.1	6.1	15.0
Nasdaq	11313	11313	0.0	-3.9	26.1	39.6
Nikkei 225	23090	23205	-0.5	-0.2	-2.4	8.9
MSCI Emerging Index	1095	1100	-0.4	-0.6	-1.8	8.6
MSCI Emerging Asia	604	607	-0.5	-0.9	6.6	19.1
MSCI Emerging Latin America	2012	2009	0.2	4.0	-31.0	-24.9
Shanghai	3293	3355	-1.9	-3.0	7.9	9.8
VIX Index	30.75	30.75	0.0	16.4	123.1	105.0
Currencies						
	9/7	9/4	Daily Change (%)	Weekly Change (%)	YTD (%)	YoY Change (%)
EUR/USD	1.182	1.184	-0.2	-1.0	5.4	7.1
EUR/GBP	0.90	0.89	0.7	0.5	6.1	0.0
EUR/CHF	1.08	1.08	0.1	0.3	-0.3	-0.6
USD/JPY	106.27	106.24	0.0	0.3	-2.2	-0.6
USD/CNY	6.83	6.84	-0.2	-0.3	-1.9	-4.0
USD/MXN	21.61	21.55	0.2	-1.3	14.2	10.6
Commodities						
	9/7	9/4	Daily Change (%)	Weekly Change (%)	YTD (%)	YoY Change (%)
Global Commodities Index	72.4	72.4	0.0	-1.3	-10.5	-7.1
Brent (US\$/barrel)	42.0	42.7	-1.5	-7.2	-36.3	-31.7
Gold (US\$/ounce)	1933.6	1933.9	0.0	-1.7	27.4	28.3
Metal Index	206.0	206.0	0.0	-0.6	6.4	3.8
Agricultural Index	260.1	260.1	0.0	0.2	-2.7	12.7

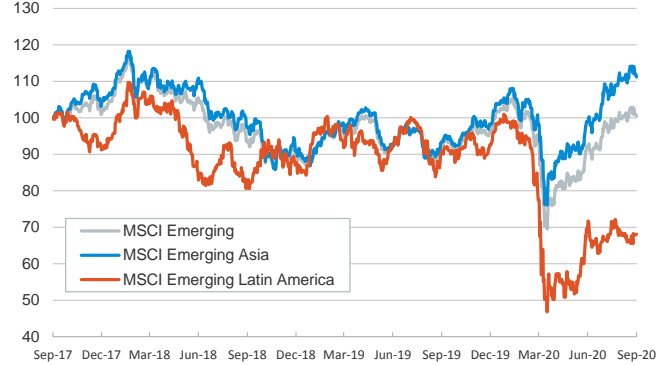
Main advanced stock markets

Index (100=Three years ago)



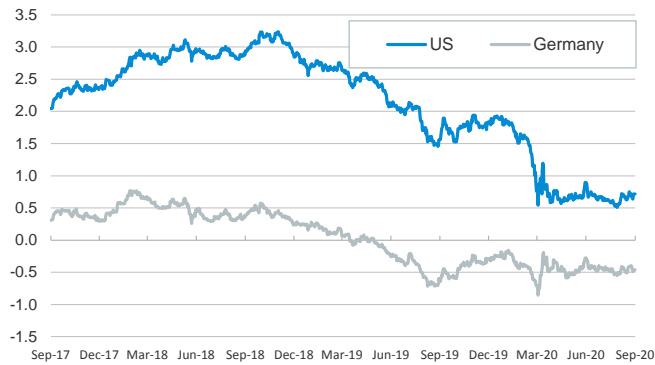
Emerging economies stock markets

Index (100=Three years ago)



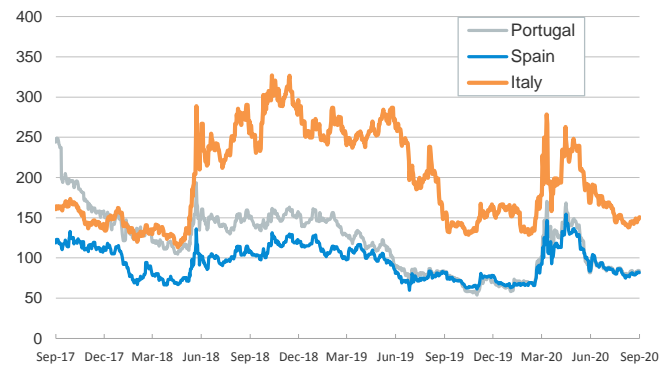
Yield on 10-year public debt: U.S. and Germany

(%)



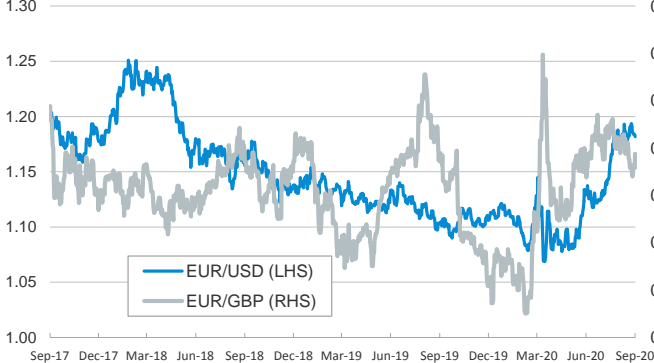
Risk Premium on 10-year debt: Italy, Spain, and Portugal

(basis points)



Exchange rate: Advanced-economy currencies

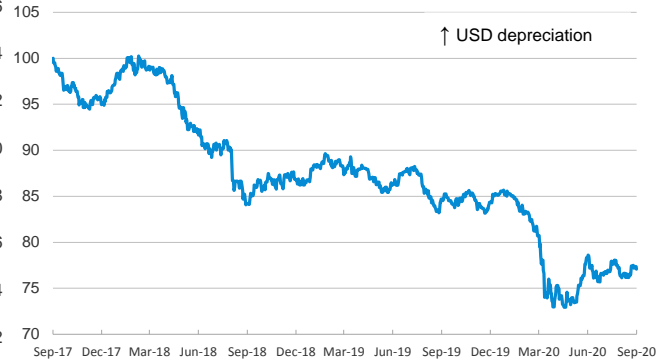
(Dollars per euro)



(GBP per euro)

Exchange rate: Emerging economies Index

Index (100=Three years ago)



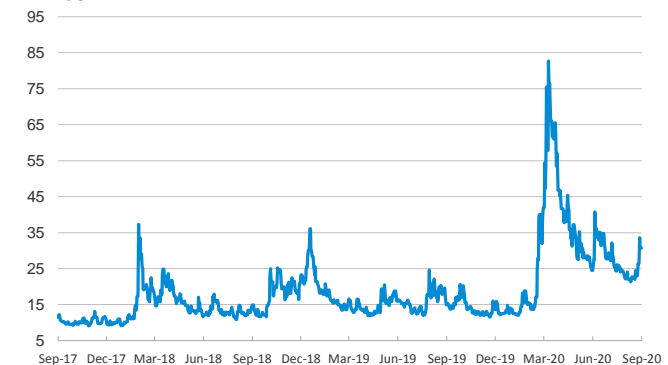
Brent oil price

(US\$/barrel)



Implied volatility on US stock markets

VIX Index



Notice regarding publication of the CaixaBank "Daily Report".

The "Daily Report" is a publication by CaixaBank Research that contains information and opinions from sources considered to be reliable. This document is for informative purposes only and CaixaBank is not liable in any way for any use made thereof. The opinions and estimates are those of the CaixaBank Research and are liable to change without prior notice.