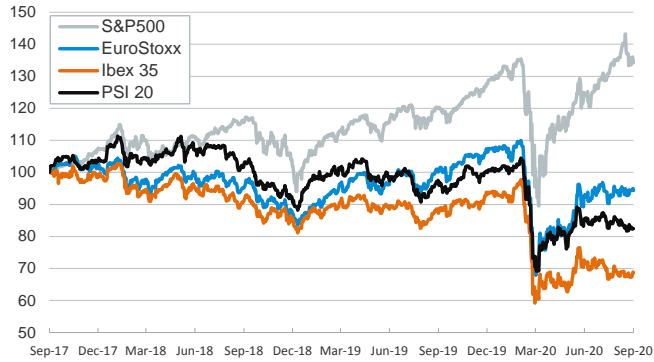


- ▶ European stocks edged down on Friday, while U.S. stocks notched gains despite posting a slight loss on the week as investors faced the reality of a second coronavirus wave in Europe and the uncertainty around further stimulus in the U.S.
- ▶ European stocks are headed for their worst month since March, as coronavirus cases rise and further virus containment measures are taken in some countries, with Madrid returning to a state of lockdown. The euro fell against all major currencies as peripheral spreads widened slightly.
- ▶ This week, the final scheduled round of trade negotiations between Europe and the UK will take place, while President Donald Trump and Joe Biden will participate in their first presidential debate. The final U.S. unemployment report before the November 3 elections will be released on Friday.

Interest Rates (%)	9/25	9/24	Daily Change (basis points)	Weekly Change (basis points)	YTD (basis points)	YoY Change (basis points)
Eurozone						
ECB - Official Interest Rate (Refi)	0.00	0.00	0	0	0	0
Eonia	-0.47	-0.47	0	0	-2	-2
Swap Eonia (10Y)	-0.34	-0.33	-2	-2	-37	-1
3 months (Euribor)	-0.50	-0.49	-1	1	-12	-9
12 months (Euribor)	-0.43	-0.43	0	0	-18	-11
Germany - 2-Year Bond	-0.71	-0.70	-1	-1	-11	6
Germany - 10-Year Bond	-0.53	-0.50	-3	-4	-34	4
France - 10-Year Bond	-0.25	-0.23	-3	-3	-37	3
Spain - 10-Year Bond	0.25	0.25	0	-4	-22	10
Portugal - 10-Year Bond	0.27	0.28	-1	-3	-17	10
Italy - 10-Year Bond	0.89	0.89	-1	-8	-52	6
Risk premium - Spain (10Y)	78	75	3	1	12	5
Risk premium - Portugal (10Y)	80	78	2	1	17	6
Risk premium - Italy (10Y)	141	139	2	-3	-18	2
US						
Fed - Upper Bound	0.25	0.25	0	0	-150	-175
3 months (Libor)	0.22	0.23	-1	-1	-169	-188
12 months (Libor)	0.37	0.37	0	0	-163	-167
2-Year Bond	0.13	0.13	0	-1	-144	-150
10-Year Bond	0.65	0.67	-2	-4	-127	-103
Stock Markets						
	9/25	9/24	Daily Change (%)	Weekly Change (%)	YTD (%)	YoY Change (%)
CaixaBank	1.85	1.92	-3.5	-8.2	-33.7	-22.8
Ibex 35	6628	6643	-0.2	-4.4	-30.6	-27.8
PSI 20	3996	4050	-1.3	-6.0	-23.4	-19.0
MIB	18698	18907	-1.1	-4.2	-20.5	-15.1
DAX	12469	12607	-1.1	-4.9	-5.9	0.7
CAC 40	4730	4763	-0.7	-5.0	-20.9	-16.1
Eurostoxx50	3137	3160	-0.7	-4.5	-16.2	-11.5
FTSE 100	5843	5823	0.3	-2.7	-22.5	-21.3
S&P 500	3298	3247	1.6	-0.6	2.1	11.4
Nasdaq	10914	10672	2.3	1.1	21.6	37.5
Nikkei 225	23205	23088	0.5	-0.7	-1.9	6.1
MSCI Emerging Index	1059	1058	0.1	-4.5	-5.0	5.8
MSCI Emerging Asia	587	585	0.3	-4.2	3.7	16.6
MSCI Emerging Latin America	1851	1845	0.4	-6.0	-36.5	-31.1
Shanghai	3219	3223	-0.1	-3.6	5.6	9.8
VIX Index	26.38	28.51	-7.5	2.1	91.4	53.2
Currencies						
	9/25	9/24	Daily Change (%)	Weekly Change (%)	YTD (%)	YoY Change (%)
EUR/USD	1.163	1.167	-0.4	-1.8	3.7	6.3
EUR/GBP	0.91	0.92	-0.4	-0.5	7.9	2.6
EUR/CHF	1.08	1.08	-0.1	0.1	-0.5	-0.4
USD/JPY	105.58	105.41	0.2	1.0	-2.8	-2.2
USD/CNY	6.82	6.83	-0.1	0.8	-2.0	-4.2
USD/MXN	22.34	22.15	0.8	5.7	18.0	13.4
Commodities						
	9/25	9/24	Daily Change (%)	Weekly Change (%)	YTD (%)	YoY Change (%)
Global Commodities Index	70.7	70.9	-0.3	-3.1	-12.6	-9.8
Brent (US\$/barrel)	41.9	41.9	0.0	-2.9	-36.5	-32.3
Gold (US\$/ounce)	1861.6	1868.1	-0.3	-4.6	22.7	24.4
Metal Index	198.2	197.8	0.2	-4.5	2.4	1.7
Agricultural Index	264.0	262.8	0.5	-3.0	-1.2	9.7

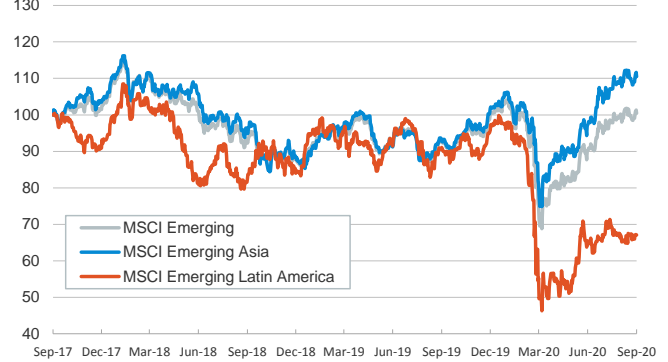
Main advanced stock markets

Index (100=Three years ago)



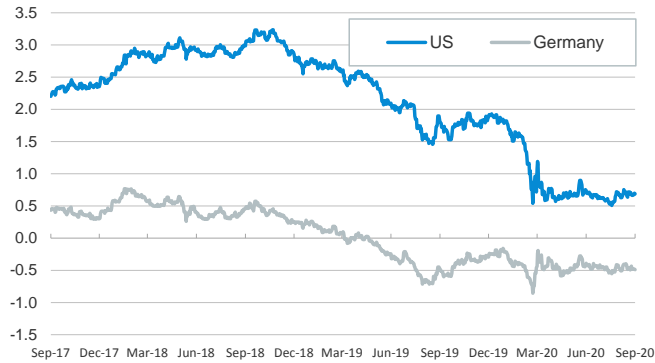
Emerging economies stock markets

Index (100=Three years ago)



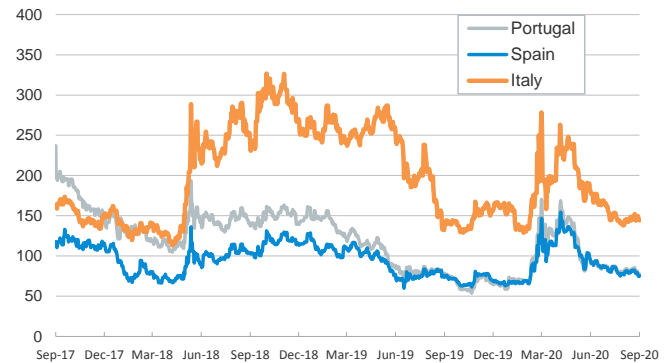
Yield on 10-year public debt: U.S. and Germany

(%)



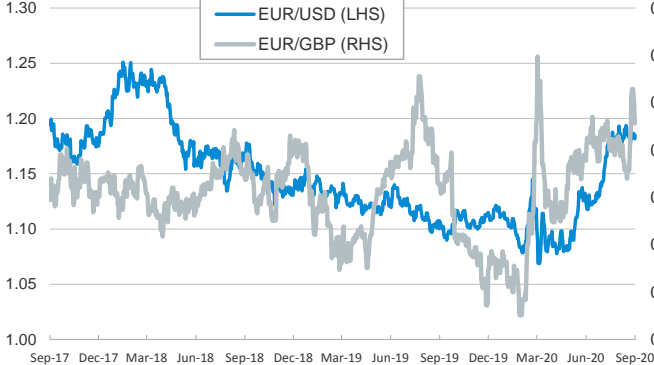
Risk Premium on 10-year debt: Italy, Spain, and Portugal

(basis points)



Exchange rate: Advanced-economy currencies

(Dollars per euro)



(GBP per euro)

Exchange rate: Emerging economies Index

Index (100=Three years ago)



Brent oil price

(US\$/barrel)



Implied volatility on US stock markets

VIX Index



Notice regarding publication of the CaixaBank "Daily Report".

The "Daily Report" is a publication by CaixaBank Research that contains information and opinions from sources considered to be reliable. This document is for informative purposes only and CaixaBank is not liable in any way for any use made thereof. The opinions and estimates are those of the CaixaBank Research and are liable to change without prior notice.