- In yesterday's mixed trading session, the Eurostoxx50 posted a 0.3% loss and European sovereign bond yields edged up as data showed a deterioration of consumer confidence in the euro area. In particular, the index published by the European Commission fell from -13.9 in September to -15.5 in October.
- In Germany, bond yields edged up and the DAX fell 0.1% following a deterioration in consumer confidence: Germany's forward-looking confidence index for November fell to -3.1, from -1.7 in October.
- On the other side of the Atlantic, the S&P 500 rose and the U.S. Treasury yield curve steepened after lawmakers signalled fresh optimism over a government stimulus bill and U.S. unemployment data was positive. Initial jobless claims came in at around 800,000 for the week, their lowest level since early March.
- Energy stocks gained as the price of Brent climbed 1.8% to reach $42.5.

Interest Rates (%)	10/22	10/21	Daily Change (basis points)	Weekly Change (basis points)	YTD (basis points)	YoY Change (basis points)
Eurozone						
ECB - Official Interest Rate (Refi)	**0.00**	0.00	0	0	0	0
Eonia	**-0.47**	-0.47	0	0	-2	-1
Swap Eonia (10Y)	**-0.31**	-0.33	2	6	-34	-16
3 months (Euribor)	**-0.51**	-0.51	0	0	-13	-11
12 months (Euribor)	**-0.47**	-0.47	0	0	-22	-18
Germany - 2-Year Bond	**-0.77**	-0.77	1	0	-16	-11
Germany - 10-Year Bond	**-0.57**	-0.59	2	4	-38	-17
France - 10-Year Bond	**-0.29**	-0.31	2	4	-40	-19
Spain - 10-Year Bond	**0.22**	0.20	2	7	-25	-3
Portugal - 10-Year Bond	**0.20**	0.18	2	6	-24	0
Italy - 10-Year Bond	**0.80**	0.78	2	11	-61	-13
Risk premium - Spain (10Y)	**79**	79	0	3	14	15
Risk premium - Portugal (10Y)	**77**	77	-1	1	14	18
Risk premium - Italy (10Y)	**137**	137	0	6	-23	4
US						
Fed - Upper Bound	**0.25**	0.25	0	0	-150	-175
3 months (Libor)	**0.21**	0.21	0	-1	-170	-173
12 months (Libor)	**0.33**	0.33	0	-2	-167	-161
2-Year Bond	**0.15**	0.15	0	1	-142	-143
10-Year Bond	**0.86**	0.82	4	13	-106	-90

Stock Markets	10/22	10/21	Daily Change (%)	Weekly Change (%)	YTD (%)	YoY Change (%)
CaixaBank	**1.69**	1.68	0.5	1.6	-39.6	-34.6
Ibex 35	**6797**	6812	-0.2	-0.3	-28.8	-27.6
PSI 20	**4118**	4139	-0.5	-1.8	-21.0	-18.6
MIB	**19077**	19086	0.0	0.1	-18.8	-14.6
DAX	**12543**	12558	-0.1	-1.3	-5.3	-2.0
CAC 40	**4851**	4854	-0.1	0.3	-18.8	-14.2
Eurostoxx50	**3171**	3181	-0.3	-0.7	-15.3	-12.1
FTSE 100	**5786**	5777	0.2	-0.8	-23.3	-20.3
S&P 500	**3453**	3436	0.5	-0.9	6.9	14.9
Nasdaq	**11506**	11485	0.2	-1.8	28.2	41.7
Nikkei 225	**23474**	23639	-0.7	-0.1	-0.8	3.8
MSCI Emerging Index	**1137**	1138	-0.1	1.4	2.0	10.2
MSCI Emerging Asia	**633**	635	-0.3	1.2	11.9	22.1
MSCI Emerging Latin America	**1981**	1956	1.3	3.7	-32.1	-28.6
Shanghai	**3313**	3325	-0.4	-0.6	8.6	12.6
VIX Index	**28.11**	28.65	-1.9	4.2	104.0	100.6

Currencies	10/22	10/21	Daily Change (%)	Weekly Change (%)	YTD (%)	YoY Change (%)
EUR/USD	**1.182**	1.186	-0.4	0.9	5.4	6.2
EUR/GBP	**0.90**	0.90	0.1	-0.4	6.8	4.8
EUR/CHF	**1.07**	1.07	-0.2	0.1	-1.2	-2.8
USD/JPY	**104.86**	104.59	0.3	-0.6	-3.5	-3.5
USD/CNY	**6.69**	6.65	0.5	-0.6	-4.0	-5.4
USD/MXN	**20.98**	21.11	-0.6	-1.4	10.9	9.8

Commodities	10/22	10/21	Daily Change (%)	Weekly Change (%)	YTD (%)	YoY Change (%)
Global Commodities Index	**73.8**	74.1	-0.4	0.5	-8.7	-6.5
Brent (US$/barrel)	**42.5**	41.7	1.7	-1.6	-35.7	-30.6
Gold (US$/ounce)	**1904.1**	1924.3	-1.1	-0.2	25.5	27.6
Metal Index	**213.1**	214.3	-0.5	2.5	10.1	8.0
Agricultural Index	**287.5**	285.9	0.5	1.7	7.6	14.7

Main advanced stock markets

Index (100=Three years ago)

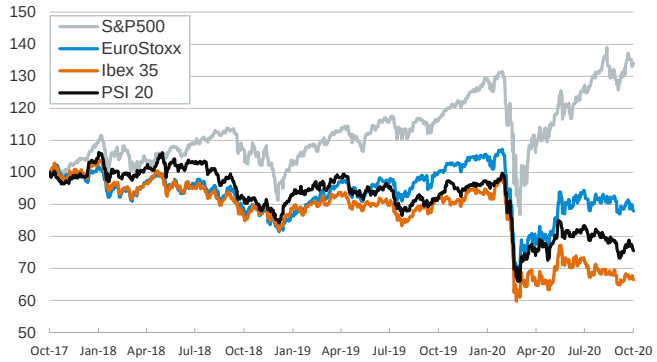

Emerging economies stock markets

Index (100=Three years ago)

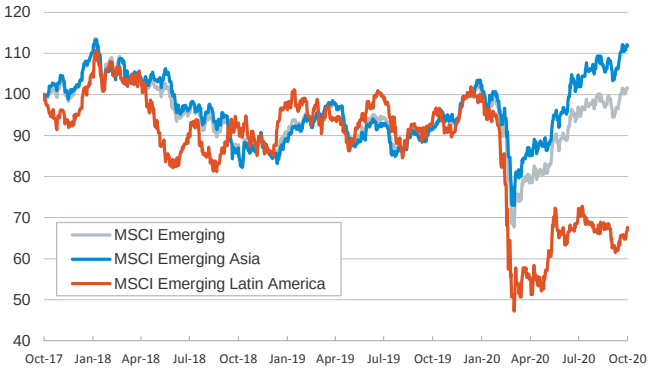

Yield on 10-year public debt: U.S. and Germany

(%)

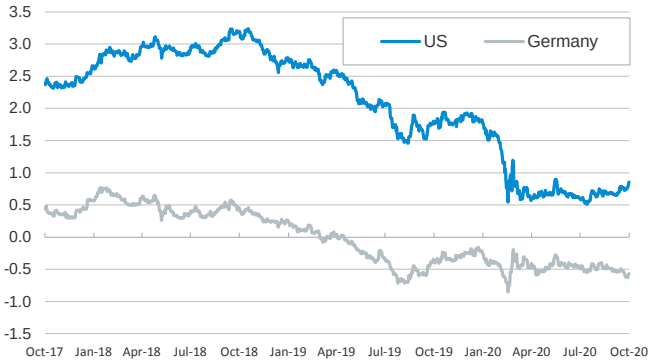

Risk Premium on 10-year debt: Italy, Spain, and Portugal

(basis points)

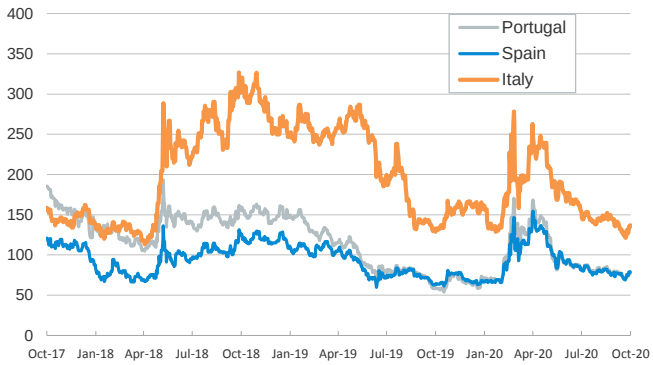

Exchange rate: Advanced-economy currencies

(Dollars per euro) (GBP per euro)

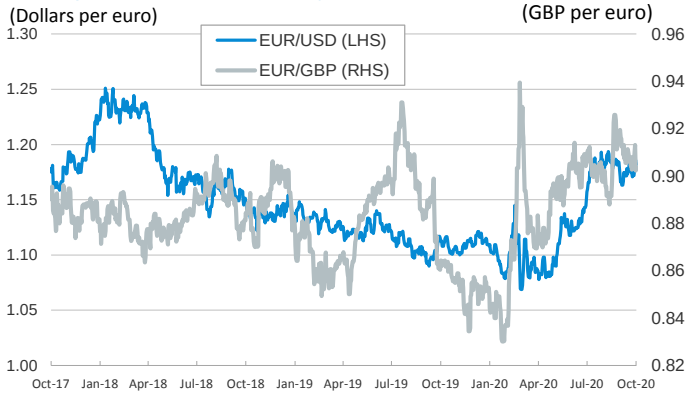

Exchange rate: Emerging economies Index

Index (100=Three years ago)

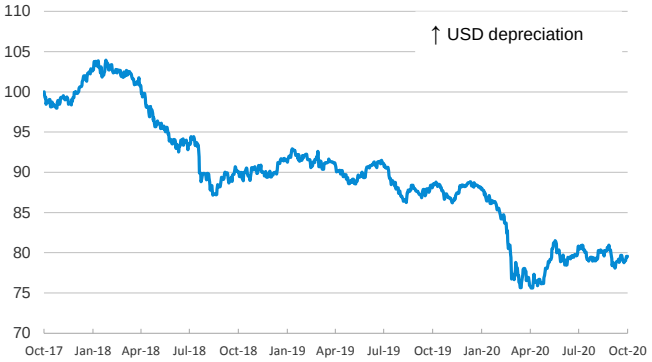

Brent oil price

(US$/barrel)

Implied volatility on US stock markets

VIX Index

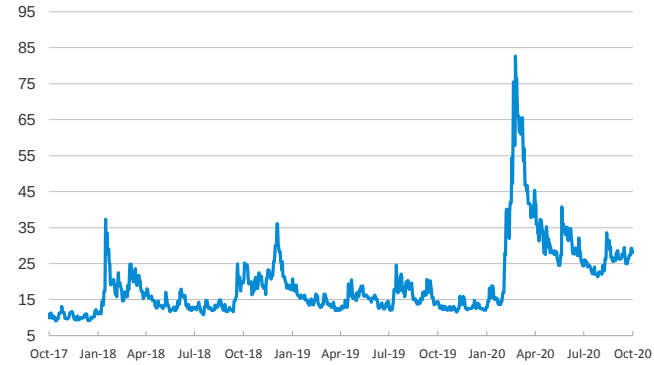

Notice regarding publication of the CaixaBank "Daily Report".

The "Daily Report" is a publication by CaixaBank Research that contains information and opinions from sources considered to be reliable. This document is for informative purposes only and CaixaBank is not liable in any way for any use made thereof. The opinions and estimates are those of the CaixaBank Research and are liable to change without prior notice.