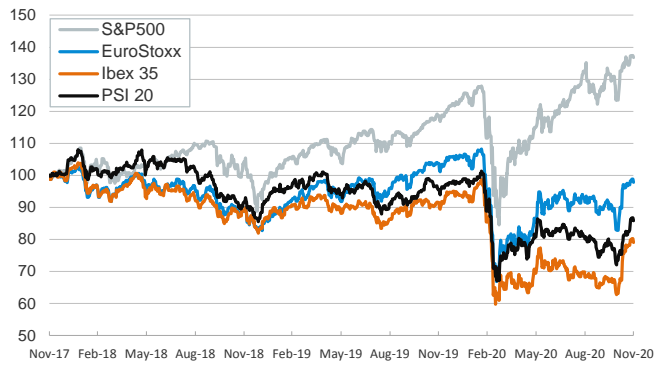


- ▶ Investors on Monday traded in their gains after one of the best months in decades for stock markets, during which breakthroughs in Covid-19 vaccines boosted stock valuations in sectors affected by the pandemic.
- ▶ In Europe, the Eurostoxx50 dipped 1.0% and sovereign yields edged up as the Eurogroup reached an agreement on the ratification of the ESM Treaty reform, which among other things establishes a backstop to the Single Resolution Fund.
- ▶ In the US, lower risk appetite due to lower prospects for a large fiscal stimulus drove the S&P 500 down 0.5% and the dollar up 0.3% against the euro.
- ▶ The barrel of Brent fell 1.2% to \$47.6 as oil producers continue to discuss at an OPEC meeting whether to delay a planned increase in supply.

Interest Rates (%)	11/30	11/27	Daily Change (basis points)	Weekly Change (basis points)	YTD (basis points)	YoY Change (basis points)
Eurozone						
ECB - Official Interest Rate (Refi)	0.00	0.00	0	0	0	0
Eonia	-0.47	-0.47	0	0	-3	-3
Swap Eonia (10Y)	-0.30	-0.30	1	-1	-33	-18
3 months (Euribor)	-0.53	-0.53	0	0	-14	-13
12 months (Euribor)	-0.49	-0.49	0	0	-24	-21
Germany - 2-Year Bond	-0.74	-0.76	1	1	-14	-12
Germany - 10-Year Bond	-0.57	-0.59	2	1	-39	-21
France - 10-Year Bond	-0.33	-0.35	2	2	-44	-28
Spain - 10-Year Bond	0.08	0.06	2	1	-39	-34
Portugal - 10-Year Bond	0.03	0.01	2	1	-41	-37
Italy - 10-Year Bond	0.63	0.59	3	0	-78	-60
Risk premium - Spain (10Y)	65	65	1	0	0	-12
Risk premium - Portugal (10Y)	61	60	0	0	-2	-16
Risk premium - Italy (10Y)	120	118	1	-1	-40	-39
US						
Fed - Upper Bound	0.25	0.25	0	0	-150	-150
3 months (Libor)	0.23	0.23	0	2	-168	-168
12 months (Libor)	0.33	0.33	0	-1	-167	-162
2-Year Bond	0.15	0.15	0	-1	-142	-146
10-Year Bond	0.84	0.84	0	-1	-108	-94
Stock Markets						
	11/30	11/27	Daily Change (%)	Weekly Change (%)	YTD (%)	YoY Change (%)
CaixaBank	2.15	2.20	-2.5	-3.0	-23.3	-19.9
Ibex 35	8077	8191	-1.4	1.2	-15.4	-13.6
PSI 20	4605	4652	-1.0	3.5	-11.7	-10.2
MIB	22061	22352	-1.3	1.7	-6.1	-5.2
DAX	13291	13336	-0.3	1.3	0.3	0.4
CAC 40	5519	5598	-1.4	0.5	-7.7	-6.5
Eurostoxx50	3493	3528	-1.0	0.9	-6.7	-5.7
FTSE 100	6266	6368	-1.6	-1.1	-16.9	-14.7
S&P 500	3622	3638	-0.5	1.2	12.1	15.3
Nasdaq	12199	12206	-0.1	2.7	36.0	40.8
Nikkei 225	26434	26645	-0.8	3.6	11.7	13.5
MSCI Emerging Index	1205	1231	-2.1	-1.3	8.1	15.9
MSCI Emerging Asia	668	682	-2.2	-1.7	17.9	26.0
MSCI Emerging Latin America	2197	2239	-1.9	1.0	-24.7	-17.3
Shanghai	3392	3408	-0.5	-0.7	11.2	18.1
VIX Index	20.57	20.84	-1.3	-9.2	49.3	63.0
Currencies						
	11/30	11/27	Daily Change (%)	Weekly Change (%)	YTD (%)	YoY Change (%)
EUR/USD	1.193	1.196	-0.3	0.7	6.4	8.3
EUR/GBP	0.90	0.90	-0.3	0.7	5.8	5.1
EUR/CHF	1.08	1.08	0.2	0.3	-0.1	-1.6
USD/JPY	104.31	104.09	0.2	-0.2	-4.0	-4.7
USD/CNY	6.58	6.58	0.0	-0.1	-5.5	-6.4
USD/MXN	20.18	20.04	0.7	0.1	6.6	3.3
Commodities						
	11/30	11/27	Daily Change (%)	Weekly Change (%)	YTD (%)	YoY Change (%)
Global Commodities Index	74.4	74.8	-0.6	0.3	-8.1	-3.6
Brent (US\$/barrel)	47.6	48.2	-1.2	3.3	-27.9	-23.8
Gold (US\$/ounce)	1777.0	1787.8	-0.6	-3.3	17.1	21.4
Metal Index	230.0	229.1	0.4	3.4	18.8	22.6
Agricultural Index	299.0	305.1	-2.0	-1.6	11.9	18.8

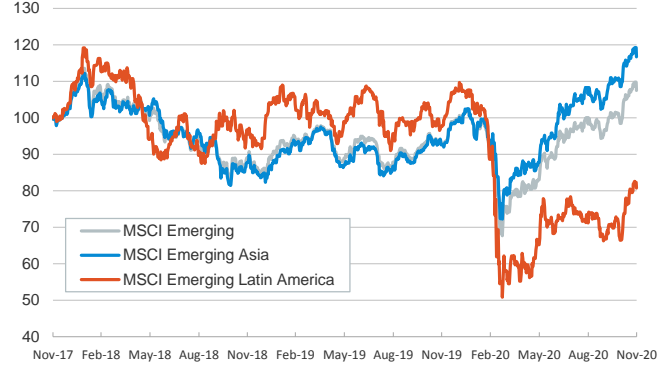
Main advanced stock markets

Index (100=Three years ago)



Emerging economies stock markets

Index (100=Three years ago)



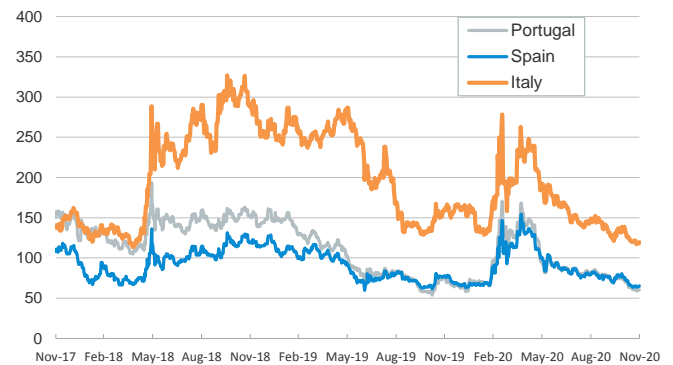
Yield on 10-year public debt: U.S. and Germany

(%)



Risk Premium on 10-year debt: Italy, Spain, and Portugal

(basis points)



Exchange rate: Advanced-economy currencies

(Dollars per euro)



(GBP per euro)

Exchange rate: Emerging economies Index

Index (100=Three years ago)



Brent oil price

(US\$/barrel)



Implied volatility on US stock markets

VIX Index



Notice regarding publication of the CaixaBank "Daily Report".

The "Daily Report" is a publication by CaixaBank Research that contains information and opinions from sources considered to be reliable. This document is for informative purposes only and CaixaBank is not liable in any way for any use made thereof. The opinions and estimates are those of the CaixaBank Research and are liable to change without prior notice.