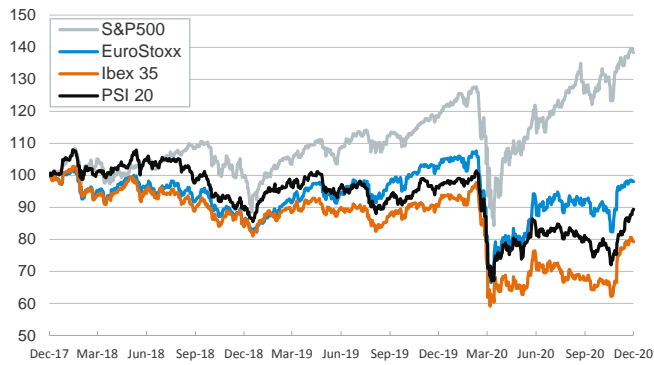


- ▶ Investors continued to trade cautiously in yesterday's session as EU policymakers relaunched Europe's economic stimulus and amid signals that U.S. activity is losing steam (initial unemployment claims jumped to a 3-month high). Stock markets were mixed, the USD weakened and sovereign yields were little changed.
- ▶ The **ECB boosted its Pandemic Emergency Purchase Programme** by €500bn to a total of €1.85trn. The envelope need not be spent in full, but net purchases will continue until March 2022. The ECB announced 3 more TLTRO operations in 2021, extended their favorable conditions until June 2022 and said it will launch 4 PELTRO operations in 2021.
- ▶ Also, EU leaders reached a deal to end the blockade of the EU's €1.1trn 7-year budget and the €750bn NGEU package.
- ▶ The GBP weakened as PM Boris Johnson warned that there is a "strong possibility" the UK and the EU won't agree on a post-brexit trade deal. The European Commission issued a batch of contingency measures.

Interest Rates (%)	12/10	12/9	Daily Change (basis points)	Weekly Change (basis points)	YTD (basis points)	YoY Change (basis points)
Eurozone						
ECB - Official Interest Rate (Refi)	0.00	0.00	0	0	0	0
Eonia	-0.47	-0.47	0	0	-3	-1
Swap Eonia (10Y)	-0.33	-0.32	-1	-4	-35	-23
3 months (Euribor)	-0.55	-0.55	0	-2	-16	-15
12 months (Euribor)	-0.50	-0.51	0	-2	-26	-23
Germany - 2-Year Bond	-0.77	-0.77	1	-3	-17	-13
Germany - 10-Year Bond	-0.60	-0.61	0	-5	-42	-28
France - 10-Year Bond	-0.36	-0.36	1	-4	-47	-35
Spain - 10-Year Bond	0.02	0.02	0	-5	-45	-39
Portugal - 10-Year Bond	-0.02	-0.02	0	-5	-46	-38
Italy - 10-Year Bond	0.56	0.58	-2	-4	-85	-64
Risk premium - Spain (10Y)	63	63	0	0	-3	-11
Risk premium - Portugal (10Y)	58	59	-1	-1	-4	-10
Risk premium - Italy (10Y)	116	119	-2	1	-43	-36
US						
Fed - Upper Bound	0.25	0.25	0	0	-150	-150
3 months (Libor)	0.22	0.22	0	-1	-169	-167
12 months (Libor)	0.34	0.34	0	0	-166	-160
2-Year Bond	0.14	0.15	-1	-1	-143	-147
10-Year Bond	0.91	0.94	-3	0	-101	-88
Stock Markets						
	12/10	12/9	Daily Change (%)	Weekly Change (%)	YTD (%)	YoY Change (%)
CaixaBank	2.24	2.29	-2.3	0.0	-20.0	-15.6
Ibex 35	8182	8235	-0.6	-0.2	-14.3	-12.9
PSI 20	4795	4774	0.4	3.4	-8.0	-6.9
MIB	21916	21970	-0.2	-0.4	-6.8	-5.4
DAX	13296	13340	-0.3	0.3	0.4	1.1
CAC 40	5550	5547	0.1	-0.4	-7.2	-5.3
Eurostoxx50	3522	3529	-0.2	0.1	-6.0	-4.5
FTSE 100	6600	6564	0.5	1.7	-12.5	-8.5
S&P 500	3668	3673	-0.1	0.0	13.5	16.8
Nasdaq	12406	12339	0.5	0.2	38.3	43.4
Nikkei 225	26756	26818	-0.2	-0.2	13.1	14.4
MSCI Emerging Index	1255	1256	-0.1	1.3	12.6	18.6
MSCI Emerging Asia	690	693	-0.4	1.0	22.0	28.4
MSCI Emerging Latin America	2418	2359	2.5	2.6	-17.1	-13.0
Shanghai	3373	3372	0.0	-2.0	10.6	15.3
VIX Index	22.52	22.27	1.1	5.8	63.4	50.2
Currencies						
	12/10	12/9	Daily Change (%)	Weekly Change (%)	YTD (%)	YoY Change (%)
EUR/USD	1.214	1.208	0.5	0.0	8.2	9.1
EUR/GBP	0.91	0.90	1.3	1.1	7.9	8.2
EUR/CHF	1.08	1.07	0.1	-0.6	-0.9	-1.7
USD/JPY	104.24	104.23	0.0	0.4	-4.0	-4.0
USD/CNY	6.54	6.54	0.0	0.0	-6.0	-7.0
USD/MXN	20.01	19.88	0.6	0.6	5.7	4.7
Commodities						
	12/10	12/9	Daily Change (%)	Weekly Change (%)	YTD (%)	YoY Change (%)
Global Commodities Index	74.9	73.9	1.3	1.1	-7.4	-4.4
Brent (US\$/barrel)	50.3	48.9	2.8	3.2	-23.9	-21.1
Gold (US\$/ounce)	1836.6	1839.6	-0.2	-0.2	21.0	24.5
Metal Index	238.5	234.3	1.8	3.6	23.2	25.0
Agricultural Index	298.2	297.3	0.3	-0.2	11.5	16.4

Main advanced stock markets

Index (100=Three years ago)



Emerging economies stock markets

Index (100=Three years ago)



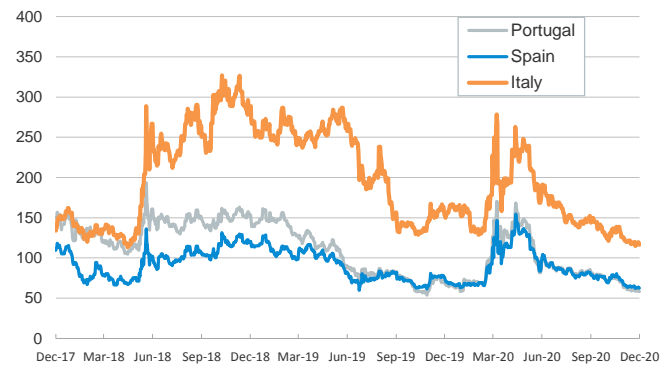
Yield on 10-year public debt: U.S. and Germany

(%)



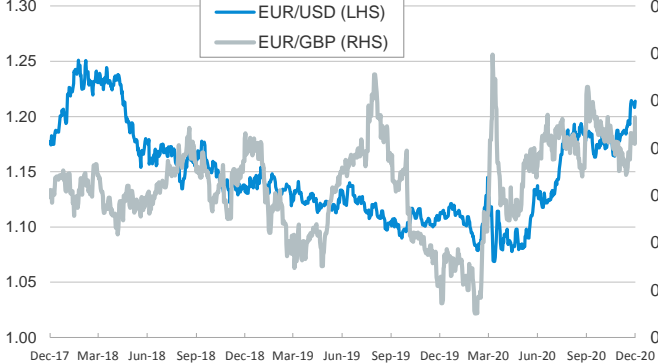
Risk Premium on 10-year debt: Italy, Spain, and Portugal

(basis points)



Exchange rate: Advanced-economy currencies

(Dollars per euro)



(GBP per euro)

Exchange rate: Emerging economies Index

Index (100=Three years ago)



Brent oil price

(US\$/barrel)



Implied volatility on US stock markets

VIX Index



Notice regarding publication of the CaixaBank "Daily Report".

The "Daily Report" is a publication by CaixaBank Research that contains information and opinions from sources considered to be reliable. This document is for informative purposes only and CaixaBank is not liable in any way for any use made thereof. The opinions and estimates are those of the CaixaBank Research and are liable to change without prior notice.