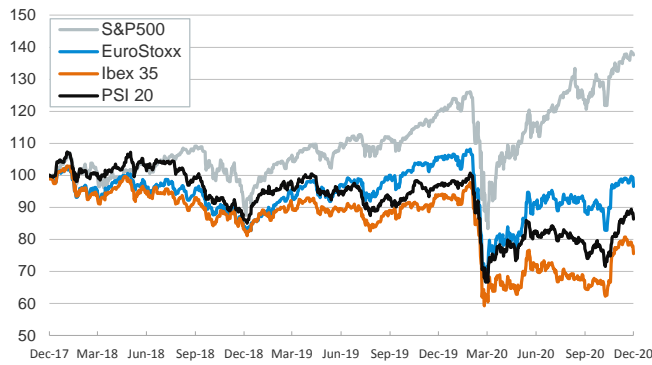


- ▶ A new variant of the coronavirus in the U.K. triggered a global sell-off yesterday. The new variant, which is said to be up to 70% more infectious, sent stocks lower across the world. European stocks declined nearly 3% (their worst session since late October), while losses were milder in the U.S. and Asia.
- ▶ The risk-off mood also triggered losses across commodity markets, and the barrel of Brent oil dropped 2.6%.
- ▶ Despite the higher risk aversion, the decline in safe-haven bond yields was moderate and euro area peripheral spreads rose little. In FX markets, the euro fluctuated around \$1.22 while the GBP continued to weaken, as the impasse in talks on a post-Brexit trade deal weighed further on the currency.
- ▶ On a more positive note, the European Commission formally approved the Pfizer-BioNTech coronavirus vaccine in the EU, just hours after the European Medicines Agency issued its positive recommendation.

Interest Rates (%)	12/21	12/18	Daily Change (basis points)	Weekly Change (basis points)	YTD (basis points)	YoY Change (basis points)
Eurozone						
ECB - Official Interest Rate (Refi)	0.00	0.00	0	0	0	0
Eonia	-0.47	-0.47	0	0	-3	-2
Swap Eonia (10Y)	-0.31	-0.31	0	3	-33	-28
3 months (Euribor)	-0.53	-0.54	1	1	-15	-14
12 months (Euribor)	-0.49	-0.50	1	1	-24	-24
Germany - 2-Year Bond	-0.74	-0.73	-1	4	-14	-10
Germany - 10-Year Bond	-0.58	-0.57	-1	4	-40	-33
France - 10-Year Bond	-0.34	-0.33	-1	3	-46	-39
Spain - 10-Year Bond	0.06	0.05	1	5	-41	-39
Portugal - 10-Year Bond	0.04	0.04	0	8	-40	-38
Italy - 10-Year Bond	0.57	0.56	0	3	-84	-84
Risk premium - Spain (10Y)	64	62	2	1	-2	-6
Risk premium - Portugal (10Y)	62	61	1	4	-1	-5
Risk premium - Italy (10Y)	115	114	1	-1	-45	-51
US						
Fed - Upper Bound	0.25	0.25	0	0	-150	-150
3 months (Libor)	0.24	0.24	0	2	-167	-169
12 months (Libor)	0.33	0.33	0	0	-167	-167
2-Year Bond	0.12	0.12	0	0	-145	-151
10-Year Bond	0.93	0.95	-2	4	-99	-99
Stock Markets	12/21	12/18	Daily Change (%)	Weekly Change (%)	YTD (%)	YoY Change (%)
CaixaBank	2.12	2.20	-3.8	-5.1	-24.4	-26.3
Ibex 35	7790	8037	-3.1	-4.3	-18.4	-19.5
PSI 20	4658	4763	-2.2	-2.5	-10.7	-11.1
MIB	21411	21976	-2.6	-1.6	-8.9	-10.8
DAX	13246	13631	-2.8	0.2	0.0	-0.5
CAC 40	5393	5528	-2.4	-2.4	-9.8	-10.4
Eurostoxx50	3449	3546	-2.7	-1.6	-7.9	-8.7
FTSE 100	6416	6529	-1.7	-1.8	-14.9	-15.4
S&P 500	3695	3709	-0.4	1.3	14.4	14.7
Nasdaq	12743	12756	-0.1	2.4	42.0	42.8
Nikkei 225	26714	26763	-0.2	-0.1	12.9	12.2
MSCI Emerging Index	1257	1268	-0.9	0.5	12.8	13.5
MSCI Emerging Asia	693	696	-0.4	0.7	22.4	23.1
MSCI Emerging Latin America	2400	2466	-2.7	0.6	-17.8	-17.3
Shanghai	3421	3395	0.8	1.5	12.1	13.8
VIX Index	25.16	21.57	16.6	1.8	82.6	101.1
Currencies	12/21	12/18	Daily Change (%)	Weekly Change (%)	YTD (%)	YoY Change (%)
EUR/USD	1.224	1.226	-0.1	0.8	9.2	10.5
EUR/GBP	0.91	0.91	0.4	-0.2	7.5	6.8
EUR/CHF	1.08	1.08	0.2	0.7	-0.1	-0.4
USD/JPY	103.32	103.30	0.0	-0.7	-4.9	-5.6
USD/CNY	6.55	6.54	0.1	0.0	-5.9	-6.5
USD/MXN	19.98	19.95	0.2	-1.3	5.6	5.6
Commodities	12/21	12/18	Daily Change (%)	Weekly Change (%)	YTD (%)	YoY Change (%)
Global Commodities Index	77.0	77.3	-0.5	2.4	-4.8	-4.3
Brent (US\$/barrel)	50.9	52.3	-2.6	1.2	-22.9	-23.0
Gold (US\$/ounce)	1876.9	1881.4	-0.2	2.7	23.7	27.0
Metal Index	236.8	240.4	-1.5	0.0	22.3	20.9
Agricultural Index	311.6	309.6	0.6	3.8	16.6	17.9

Main advanced stock markets

Index (100=Three years ago)



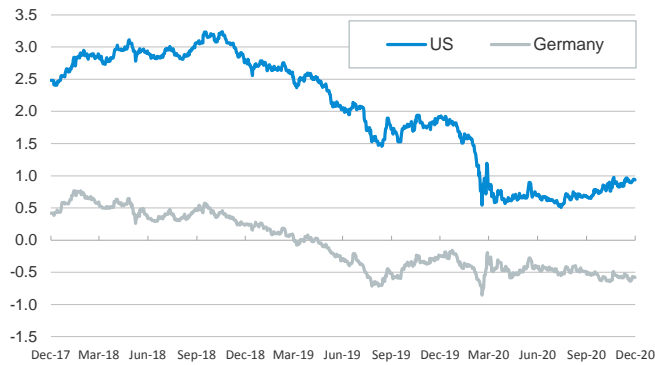
Emerging economies stock markets

Index (100=Three years ago)



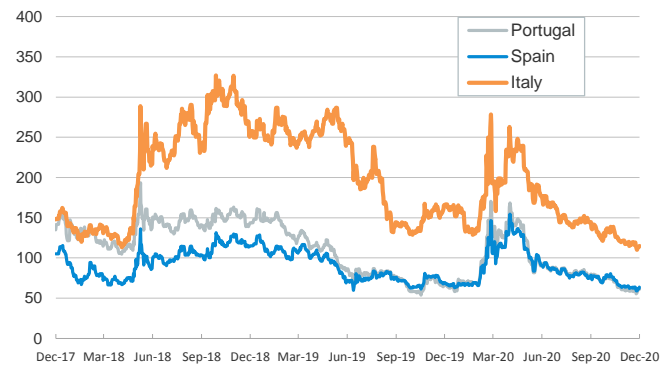
Yield on 10-year public debt: U.S. and Germany

(%)



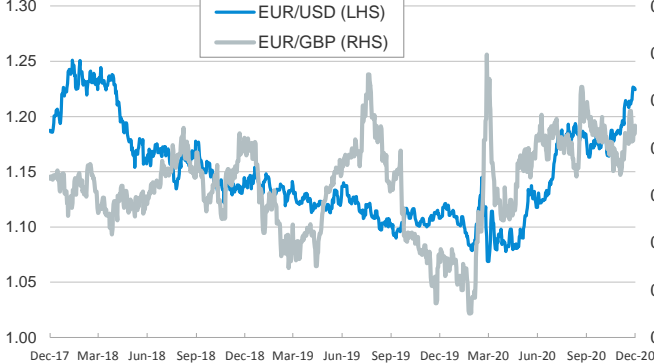
Risk Premium on 10-year debt: Italy, Spain, and Portugal

(basis points)



Exchange rate: Advanced-economy currencies

(Dollars per euro)



Exchange rate: Emerging economies Index

Index (100=Three years ago)



Brent oil price

(US\$/barrel)



Implied volatility on US stock markets

VIX Index



Notice regarding publication of the CaixaBank "Daily Report".

The "Daily Report" is a publication by CaixaBank Research that contains information and opinions from sources considered to be reliable. This document is for informative purposes only and CaixaBank is not liable in any way for any use made thereof. The opinions and estimates are those of the CaixaBank Research and are liable to change without prior notice.