- Financial markets recorded another day with positive results, following the release of solid economic data in the U.S.: new jobless weekly claims fell to a new pandemic-era low and core capital goods orders rose by 2.3% in April, in both cases above expectations. U.S. Treasury Secretary Yellen also reiterated that the rise in inflation should be transitory.
- The upswing continued to favour stocks more associated with the economic cycle (industrial, financial and energy) while tech stocks fell modestly. Oil prices also went up, regaining some of the losses in previous sessions. In the bond market, the bullish sentiment on growth reflected on a rise of sovereign bond yields across the board.
- For today session the key data releases are the EU Commission's economic sentiment indicators for May and the PCE inflation for April in the U.S. (the consensus among analysts expect the core PCE inflation to jump close to 3% y/y, well above the Fed target).

Interest Rates (%)	5/27	5/26	Daily Change (basis points)	Weekly Change (basis points)	YTD (basis points)	YoY Change (basis points)
Eurozone						
ECB - Official Interest Rate (Refi)	**0,00**	0,00	0	0	0	0
Eonia	**-0,48**	-0,48	0	0	2	-2
Swap Eonia (10Y)	**0,05**	0,02	3	-5	37	38
3 months (Euribor)	**-0,54**	-0,54	0	1	1	-25
12 months (Euribor)	**-0,48**	-0,48	0	0	2	-37
Germany - 2-Year Bond	**-0,66**	-0,67	1	-1	4	10
Germany - 10-Year Bond	**-0,17**	-0,21	3	-6	40	39
France - 10-Year Bond	**0,19**	0,15	3	-8	53	25
Spain - 10-Year Bond	**0,48**	0,45	3	-9	44	-28
Portugal - 10-Year Bond	**0,48**	0,45	3	-9	45	-38
Italy - 10-Year Bond	**0,94**	0,92	2	-12	39	-83
Risk premium - Spain (10Y)	**66**	66	0	-3	4	-67
Risk premium - Portugal (10Y)	**65**	66	0	-3	5	-77
Risk premium - Italy (10Y)	**111**	113	-2	-6	0	-122
US						
Fed - Upper Bound	**0,25**	0,25	0	0	0	0
3 months (Libor)	**0,14**	0,14	0	-1	-10	-36
12 months (Libor)	**0,25**	0,25	0	-1	-9	-58
2-Year Bond	**0,14**	0,15	-1	-1	2	-4
10-Year Bond	**1,61**	1,58	3	-1	70	98

Stock Markets	5/27	5/26	Daily Change (%)	Weekly Change (%)	YTD (%)	YoY Change (%)
CaixaBank	**2,85**	2,79	2,1	2,8	35,6	78,6
Ibex 35	**9186**	9197	-0,1	0,7	13,8	37,7
PSI 20	**5249**	5220	0,5	-0,6	7,2	25,4
MIB	**25056**	24778	1,1	1,4	12,7	47,1
DAX	**15407**	15451	-0,3	0,2	12,3	47,2
CAC 40	**6436**	6392	0,7	1,5	15,9	47,0
Eurostoxx50	**4039**	4032	0,2	1,0	13,7	43,4
FTSE 100	**7020**	7027	-0,1	0,0	8,7	22,0
S&P 500	**4201**	4196	0,1	1,0	11,8	47,8
Nasdaq	**13736**	13738	0,0	1,5	6,6	57,7
Nikkei 225	**28549**	28642	-0,3	1,6	4,0	45,5
MSCI Emerging Index	**1354**	1352	0,2	1,9	4,9	52,5
MSCI Emerging Asia	**740**	740	0,0	2,0	3,7	52,7
MSCI Emerging Latin America	**2498**	2473	1,0	0,5	1,9	56,1
Shanghai	**3609**	3593	0,4	2,9	3,9	26,2
VIX Index	**16,74**	17,36	-3,6	-19,0	-26,4	-53,5

Currencies	5/27	5/26	Daily Change (%)	Weekly Change (%)	YTD (%)	YoY Change (%)
EUR/USD	**1,220**	1,219	0,0	-0,3	-0,2	11,8
EUR/GBP	**0,86**	0,86	-0,6	-0,4	-3,9	-2,0
EUR/CHF	**1,09**	1,09	-0,1	-0,3	1,2	3,9
USD/JPY	**109,81**	109,15	0,6	0,9	6,4	2,9
USD/CNY	**6,38**	6,39	-0,1	-0,8	-2,2	-9,6
USD/MXN	**19,97**	19,88	0,4	0,5	0,3	-17,0

Commodities	5/27	5/26	Daily Change (%)	Weekly Change (%)	YTD (%)	YoY Change (%)
Global Commodities Index	**92,8**	91,6	1,3	2,1	18,9	52,2
Brent (US$/barrel)	**69,5**	68,9	0,9	6,7	34,1	155,4
Gold (US$/ounce)	**1896,5**	1896,7	0,0	1,0	-0,1	11,4
Metal Index	**281,7**	273,1	3,2	3,0	21,9	76,0
Agricultural Index	**394,8**	383,8	2,9	0,4	19,5	73,3

Main advanced stock markets

Index (100=Three years ago)

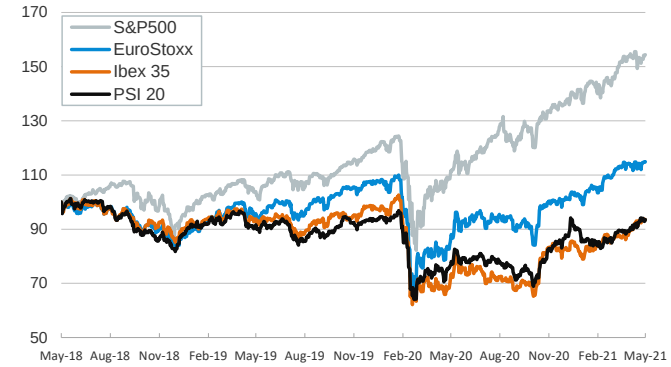

Emerging economies stock markets

Index (100=Three years ago)

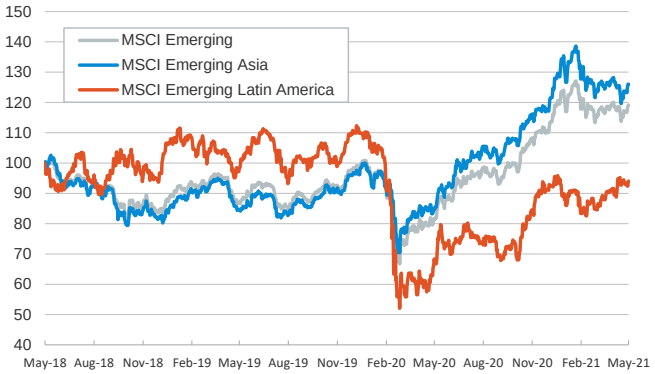

Yield on 10-year public debt: U.S. and Germany

(%)

Risk Premium on 10-year debt: Italy, Spain, and Portugal

(basis points)

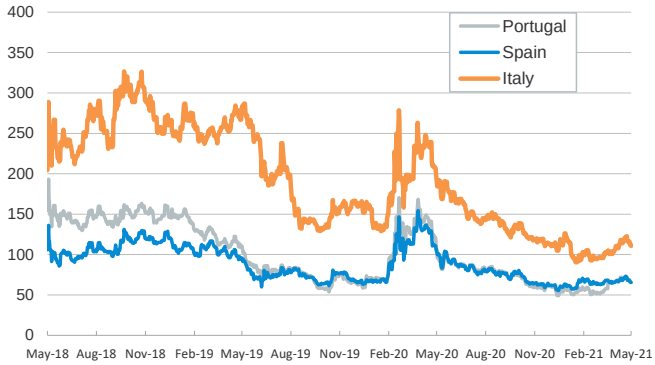

Exchange rate: Advanced-economy currencies

(Dollars per euro) (GBP per euro)

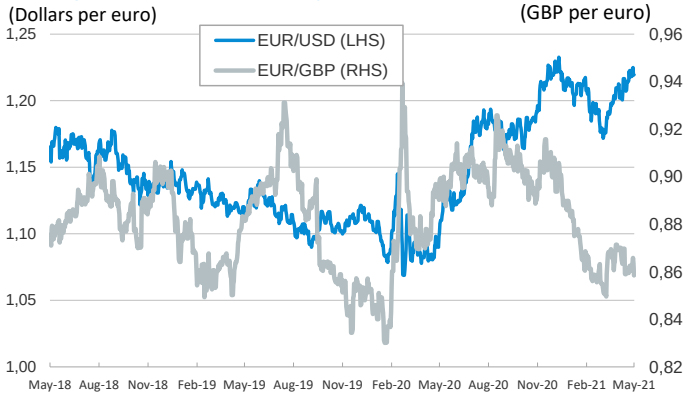

Exchange rate: Emerging economies Index

Index (100=Three years ago)

Brent oil price

(US$/barrel)

Implied volatility on US stock markets

VIX Index

Notice regarding publication of the CaixaBank "Daily Report".

The "Daily Report" is a publication by CaixaBank Research that contains information and opinions from sources considered to be reliable. This document is for informative purposes only and CaixaBank is not liable in any way for any use made thereof. The opinions and estimates are those of the CaixaBank Research and are liable to change without prior notice.