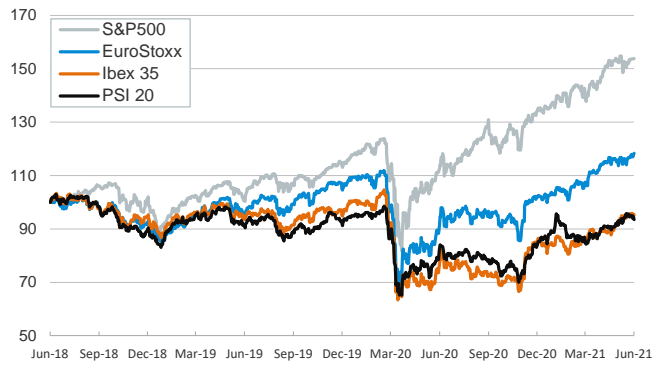


- ▶ Wall Street's main indexes closed little changed as investors weighed inflation concerns and a fresh surge in so-called "meme stocks" : AMC jumped 97.44%. European equities closed at another record high amid hopes of a strong economic rebound that boosted cyclical stocks.
- ▶ The Fed reported in its Beige Book that the growth was at a "somewhat faster rate" and benchmark Treasury yields were modestly lower, trading within a tight range. Investors held off from making big moves ahead of monthly federal jobs report on Friday.
- ▶ Oil prices extended their rally and closed at maximum since October 2018. An industry report pointed to a decline in U.S. crude inventories and reinforced optimism over the demand recovery.
- ▶ On the economic calendar, today the key data to watch are the ADP employment and services PMI in Europe and U.S.

Interest Rates (%)	6/2	6/1	Daily Change (basis points)	Weekly Change (basis points)	YTD (basis points)	YoY Change (basis points)
Eurozone						
ECB - Official Interest Rate (Refi)	0,00	0,00	0	0	0	0
Eonia	-0,48	-0,48	0	0	2	-2
Swap Eonia (10Y)	0,04	0,04	0	1	35	26
3 months (Euribor)	-0,54	-0,55	0	-1	0	-20
12 months (Euribor)	-0,49	-0,49	0	-1	1	-38
Germany - 2-Year Bond	-0,66	-0,66	0	0	4	-3
Germany - 10-Year Bond	-0,20	-0,18	-2	1	37	16
France - 10-Year Bond	0,16	0,18	-2	1	50	16
Spain - 10-Year Bond	0,45	0,47	-2	0	41	-16
Portugal - 10-Year Bond	0,45	0,47	-2	0	42	-13
Italy - 10-Year Bond	0,88	0,90	-2	-4	34	-68
Risk premium - Spain (10Y)	65	65	1	-1	4	-31
Risk premium - Portugal (10Y)	65	64	0	-1	5	-28
Risk premium - Italy (10Y)	108	108	0	-5	-3	-83
US						
Fed - Upper Bound	0,25	0,25	0	0	0	0
3 months (Libor)	0,13	0,13	0	-1	-11	-20
12 months (Libor)	0,25	0,25	0	0	-9	-37
2-Year Bond	0,14	0,15	-1	-1	2	-5
10-Year Bond	1,59	1,61	-2	1	68	84
Stock Markets	6/2	6/1	Daily Change (%)	Weekly Change (%)	YTD (%)	YoY Change (%)
CaixaBank	2,87	2,85	0,6	2,9	36,6	49,9
Ibex 35	9181	9190	-0,1	-0,2	13,7	20,4
PSI 20	5160	5217	-1,1	-1,1	5,3	11,3
MIB	25380	25322	0,2	2,4	14,2	29,2
DAX	15603	15567	0,2	1,0	13,7	24,9
CAC 40	6522	6489	0,5	2,0	17,5	29,8
Eurostoxx50	4089	4072	0,4	1,4	15,1	25,0
FTSE 100	7108	7080	0,4	1,2	10,0	11,4
S&P 500	4208	4202	0,1	0,3	12,0	34,8
Nasdaq	13756	13736	0,1	0,1	6,7	42,1
Nikkei 225	28946	28814	0,5	1,1	5,5	28,0
MSCI Emerging Index	1388	1391	-0,2	2,7	7,5	40,5
MSCI Emerging Asia	756	760	-0,5	2,2	6,0	42,7
MSCI Emerging Latin America	2657	2615	1,6	7,5	8,4	33,0
Shanghai	3597	3625	-0,8	0,1	3,6	23,0
VIX Index	17,48	17,90	-2,3	0,7	-23,2	-31,9
Currencies	6/2	6/1	Daily Change (%)	Weekly Change (%)	YTD (%)	YoY Change (%)
EUR/USD	1,221	1,221	0,0	0,2	0,0	8,7
EUR/GBP	0,86	0,86	-0,2	-0,2	-3,6	-3,5
EUR/CHF	1,10	1,10	0,0	0,1	1,4	1,5
USD/JPY	109,56	109,48	0,1	0,4	6,1	0,6
USD/CNY	6,38	6,38	0,0	-0,2	-2,2	-10,3
USD/MXN	19,90	19,97	-0,4	0,1	-0,1	-8,6
Commodities	6/2	6/1	Daily Change (%)	Weekly Change (%)	YTD (%)	YoY Change (%)
Global Commodities Index	94,4	94,1	0,3	3,1	21,0	47,8
Brent (US\$/barrel)	71,4	70,3	1,6	3,6	37,7	79,3
Gold (US\$/ounce)	1908,4	1900,4	0,4	0,6	0,5	12,3
Metal Index	280,0	281,7	-0,6	2,5	21,1	63,6
Agricultural Index	404,4	403,9	0,1	5,4	22,4	74,3

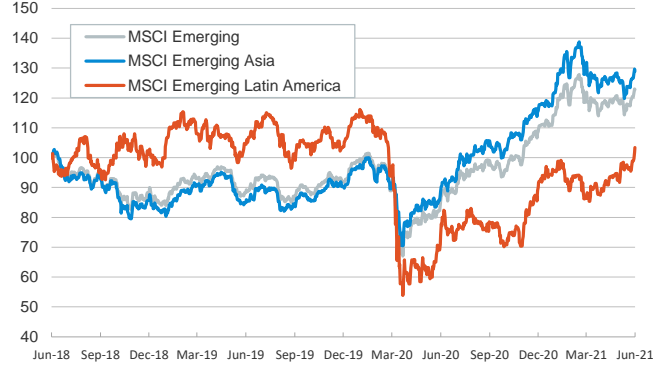
Main advanced stock markets

Index (100=Three years ago)



Emerging economies stock markets

Index (100=Three years ago)



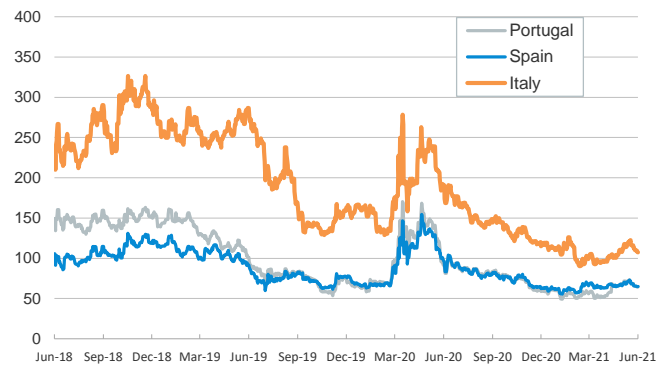
Yield on 10-year public debt: U.S. and Germany

(%)



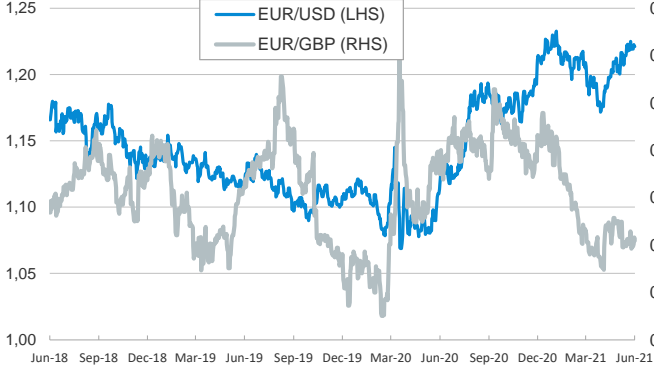
Risk Premium on 10-year debt: Italy, Spain, and Portugal

(basis points)



Exchange rate: Advanced-economy currencies

(Dollars per euro)



Exchange rate: Emerging economies Index

Index (100=Three years ago)



Brent oil price

(US\$/barrel)



Implied volatility on US stock markets

VIX Index



Notice regarding publication of the CaixaBank "Daily Report".

The "Daily Report" is a publication by CaixaBank Research that contains information and opinions from sources considered to be reliable. This document is for informative purposes only and CaixaBank is not liable in any way for any use made thereof. The opinions and estimates are those of the CaixaBank Research and are liable to change without prior notice.