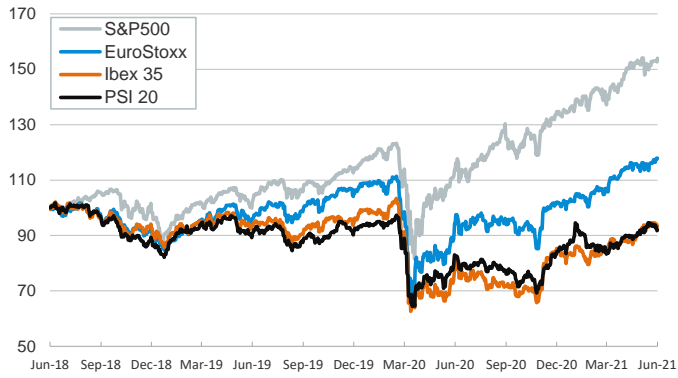


- ▶ In the last session of the week, investors traded with a positive mood amid robust employment data in the U.S. Non-farm payrolls rose by +559k in May (consensus expected +675k on average) and the unemployment rate dropped by 0.3 p. p. to 5.8% (more details [here](#)).
- ▶ In this context, stock indices gained in most advanced economies and yields on sovereign bonds declined in the euro area and, particularly, in the U.S. Elsewhere, the U.S dollar weakened against most currencies and the price of the barrel of Brent continued to fluctuate above \$70.
- ▶ On Saturday, G7 countries agreed to set a minimum global corporate tax rate of at least 15% and to overhaul the tax regime on multinationals. A final deal will need to be agreed in the G20 and among 139 nations at the OECD in Paris.
- ▶ This week the focus will be on Thursday's ECB meeting (see [here](#)) and on May CPI figures in the U.S. (Wed.).

Interest Rates (%)	6/4	6/3	Daily Change (basis points)	Weekly Change (basis points)	YTD (basis points)	YoY Change (basis points)
Eurozone						
ECB - Official Interest Rate (Refi)	0.00	0.00	0	0	0	0
Eonia	-0.48	-0.48	0	0	2	-2
Swap Eonia (10Y)	0.03	0.06	-2	-1	35	20
3 months (Euribor)	-0.55	-0.54	0	0	0	-19
12 months (Euribor)	-0.49	-0.49	0	-1	1	-37
Germany - 2-Year Bond	-0.67	-0.67	0	-1	3	-7
Germany - 10-Year Bond	-0.21	-0.18	-3	-3	36	6
France - 10-Year Bond	0.15	0.17	-2	-2	50	14
Spain - 10-Year Bond	0.45	0.47	-2	-2	41	-11
Portugal - 10-Year Bond	0.45	0.47	-2	-2	42	-9
Italy - 10-Year Bond	0.87	0.90	-3	-4	33	-54
Risk premium - Spain (10Y)	67	65	1	1	5	-17
Risk premium - Portugal (10Y)	66	65	1	1	6	-15
Risk premium - Italy (10Y)	109	108	1	-1	-2	-60
US						
Fed - Upper Bound	0.25	0.25	0	0	0	0
3 months (Libor)	0.13	0.13	0	0	-11	-18
12 months (Libor)	0.25	0.25	0	0	-9	-38
2-Year Bond	0.14	0.15	-1	0	2	-7
10-Year Bond	1.55	1.63	-8	-4	64	65
Stock Markets						
	6/4	6/3	Daily Change (%)	Weekly Change (%)	YTD (%)	YoY Change (%)
CaixaBank	2.82	2.86	-1.5	-0.7	34.2	37.6
Ibex 35	9088	9142	-0.6	-1.5	12.6	15.4
PSI 20	5137	5121	0.3	-2.0	4.9	11.5
MIB	25570	25452	0.5	1.6	15.0	26.7
DAX	15693	15633	0.4	1.1	14.4	22.1
CAC 40	6516	6508	0.1	0.5	17.4	25.4
Eurostoxx50	4089	4079	0.2	0.5	15.1	20.8
FTSE 100	7069	7064	0.1	0.7	9.4	9.0
S&P 500	4230	4193	0.9	0.6	12.6	32.4
Nasdaq	13814	13615	1.5	0.5	7.2	40.8
Nikkei 225	28942	29058	-0.4	-0.7	5.5	26.6
MSCI Emerging Index	1382	1384	-0.1	1.5	7.0	37.8
MSCI Emerging Asia	751	753	-0.3	1.1	5.3	39.7
MSCI Emerging Latin America	2665	2652	0.5	4.9	8.7	29.7
Shanghai	3592	3584	0.2	-0.2	3.4	22.6
VIX Index	16.42	18.04	-9.0	-2.0	-27.8	-33.0
Currencies						
	6/4	6/3	Daily Change (%)	Weekly Change (%)	YTD (%)	YoY Change (%)
EUR/USD	1.217	1.213	0.3	-0.2	-0.4	7.7
EUR/GBP	0.86	0.86	-0.1	0.0	-3.9	-3.6
EUR/CHF	1.09	1.10	-0.2	-0.3	1.2	0.7
USD/JPY	109.52	110.29	-0.7	-0.3	6.1	-0.1
USD/CNY	6.40	6.40	-0.1	0.4	-2.0	-9.7
USD/MXN	19.96	20.16	-1.0	0.1	0.2	-7.5
Commodities						
	6/4	6/3	Daily Change (%)	Weekly Change (%)	YTD (%)	YoY Change (%)
Global Commodities Index	94.7	93.3	1.5	2.0	21.3	46.4
Brent (US\$/barrel)	71.9	71.3	0.8	3.2	38.8	70.0
Gold (US\$/ounce)	1891.6	1870.8	1.1	-0.6	-0.4	12.3
Metal Index	277.1	273.2	1.4	-1.9	19.9	59.0
Agricultural Index	408.1	398.4	2.4	3.5	23.5	73.4

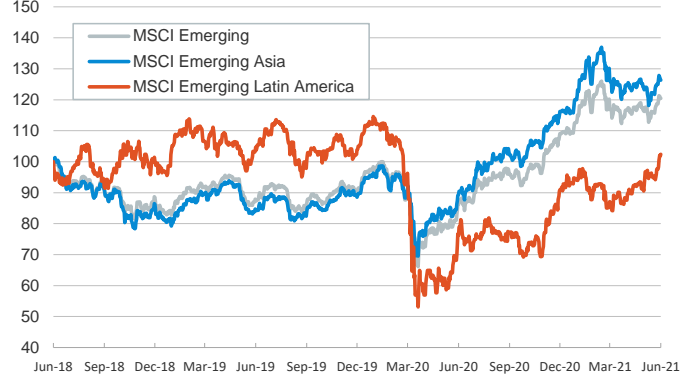
Main advanced stock markets

Index (100=Three years ago)



Emerging economies stock markets

Index (100=Three years ago)



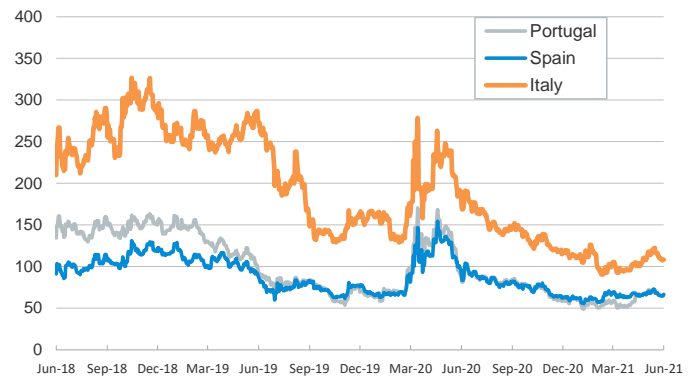
Yield on 10-year public debt: U.S. and Germany

(%)



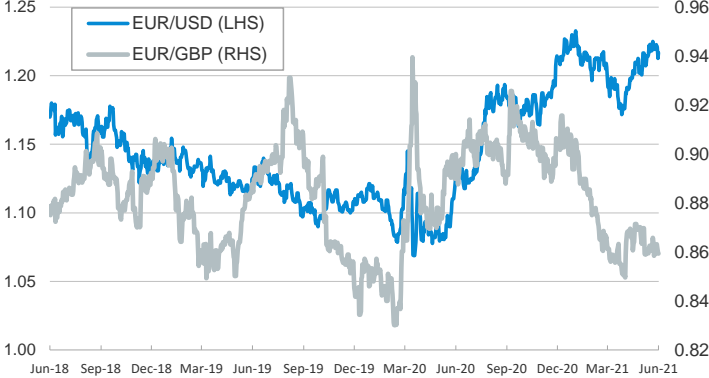
Risk Premium on 10-year debt: Italy, Spain, and Portugal

(basis points)



Exchange rate: Advanced-economy currencies

(Dollars per euro)



Exchange rate: Emerging economies Index

Index (100=Three years ago)



Brent oil price

(US\$/barrel)



Implied volatility on US stock markets

VIX Index



Notice regarding publication of the CaixaBank "Daily Report".

The "Daily Report" is a publication by CaixaBank Research that contains information and opinions from sources considered to be reliable. This document is for informative purposes only and CaixaBank is not liable in any way for any use made thereof. The opinions and estimates are those of the CaixaBank Research and are liable to change without prior notice.