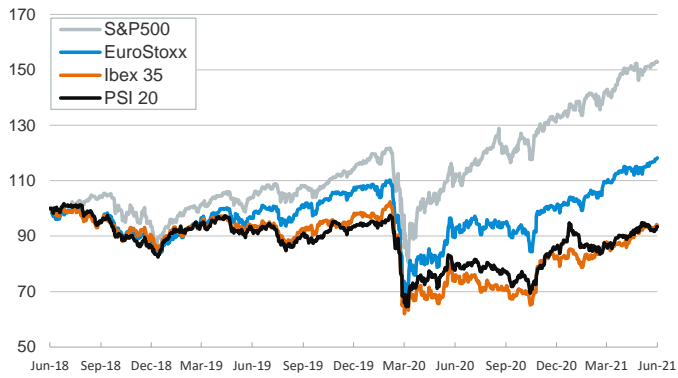


- ▶ Yesterday, the prevailing mood in the financial markets was calm before the end of Federal Reserve's meeting. Investors expect the central bank to keep the pace of asset purchases unchanged until at least August or September.
- ▶ Treasury yields were steady and US stocks dropped from all-time highs as investors mulled the consequences of a drop in retail sales and an uptick in producer prices. European equities rose to an eighth successive record .
- ▶ The European Union raised 20 billion euros with the first bond backing its pandemic recovery fund and drew near-record demand.
- ▶ Oil prices rose to their highest in more than two years, buoyed by expectations demand will recover rapidly in the second half of 2021. Copper prices fell to their lowest level in eight weeks on concerns that China may tamp down on rising commodity prices.

Interest Rates (%)	6/15	6/14	Daily Change (basis points)	Weekly Change (basis points)	YTD (basis points)	YoY Change (basis points)
Eurozone						
ECB - Official Interest Rate (Refi)	0,00	0,00	0	0	0	0
Eonia	-0,48	-0,48	0	0	2	-2
Swap Eonia (10Y)	0,04	0,02	2	1	35	32
3 months (Euribor)	-0,54	-0,55	0	0	0	-17
12 months (Euribor)	-0,49	-0,49	0	0	1	-35
Germany - 2-Year Bond	-0,67	-0,67	0	0	3	-2
Germany - 10-Year Bond	-0,23	-0,25	2	-1	34	20
France - 10-Year Bond	0,15	0,13	2	1	49	20
Spain - 10-Year Bond	0,41	0,39	2	-2	36	-12
Portugal - 10-Year Bond	0,39	0,39	0	-4	36	-14
Italy - 10-Year Bond	0,79	0,78	1	-7	25	-61
Risk premium - Spain (10Y)	64	64	0	-1	2	-32
Risk premium - Portugal (10Y)	62	64	-2	-3	2	-34
Risk premium - Italy (10Y)	102	103	-1	-7	-9	-80
US						
Fed - Upper Bound	0,25	0,25	0	0	0	0
3 months (Libor)	0,12	0,12	0	-1	-12	-19
12 months (Libor)	0,24	0,24	0	0	-10	-35
2-Year Bond	0,16	0,16	0	1	4	-4
10-Year Bond	1,49	1,49	0	-4	58	74
Stock Markets						
	6/15	6/14	Daily Change (%)	Weekly Change (%)	YTD (%)	YoY Change (%)
CaixaBank	2,78	2,80	-1,0	-1,3	32,1	42,2
Ibex 35	9231	9281	-0,5	0,8	14,3	23,2
PSI 20	5201	5199	0,1	1,7	6,2	17,4
MIB	25737	25758	-0,1	-0,3	15,8	31,1
DAX	15730	15674	0,4	0,6	14,7	27,7
CAC 40	6640	6616	0,4	1,4	19,6	34,1
Eurostoxx50	4144	4133	0,3	1,2	16,6	27,8
FTSE 100	7172	7147	0,4	1,1	11,0	14,9
S&P 500	4247	4255	-0,2	0,5	13,1	35,9
Nasdaq	14073	14174	-0,7	1,1	9,2	42,2
Nikkei 225	29441	29162	1,0	1,6	7,3	30,4
MSCI Emerging Index	1378	1383	-0,4	0,1	6,7	39,2
MSCI Emerging Asia	750	751	-0,2	0,2	5,1	40,2
MSCI Emerging Latin America	2650	2670	-0,7	-0,8	8,1	36,3
Shanghai	3557	3590	-0,9	-0,7	2,4	21,3
VIX Index	17,02	16,39	3,8	-0,3	-25,2	-49,5
Currencies						
	6/15	6/14	Daily Change (%)	Weekly Change (%)	YTD (%)	YoY Change (%)
EUR/USD	1,213	1,212	0,0	-0,4	-0,7	7,7
EUR/GBP	0,86	0,86	0,3	0,1	-3,7	-3,9
EUR/CHF	1,09	1,09	-0,1	-0,2	0,7	1,7
USD/JPY	110,08	110,07	0,0	0,5	6,6	2,6
USD/CNY	6,41	6,40	0,1	0,1	-1,9	-9,6
USD/MXN	20,03	19,96	0,3	1,6	0,6	-10,3
Commodities						
	6/15	6/14	Daily Change (%)	Weekly Change (%)	YTD (%)	YoY Change (%)
Global Commodities Index	93,5	94,3	-0,8	-1,3	19,8	46,3
Brent (US\$/barrel)	74,0	72,9	1,6	2,5	42,8	80,6
Gold (US\$/ounce)	1859,0	1866,2	-0,4	-1,8	-2,1	7,7
Metal Index	273,5	280,7	-2,6	-1,5	18,3	56,1
Agricultural Index	372,1	377,1	-1,3	-7,7	12,6	58,1

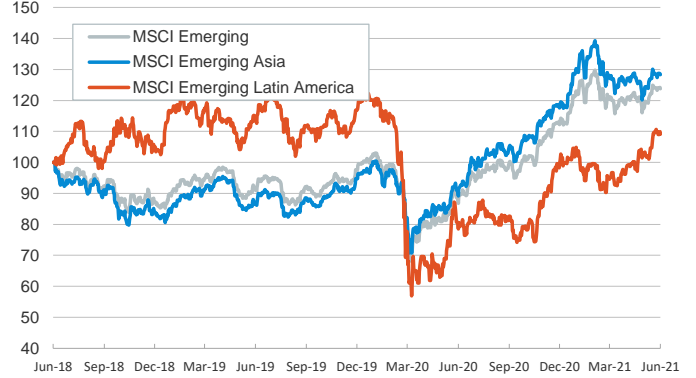
Main advanced stock markets

Index (100=Three years ago)

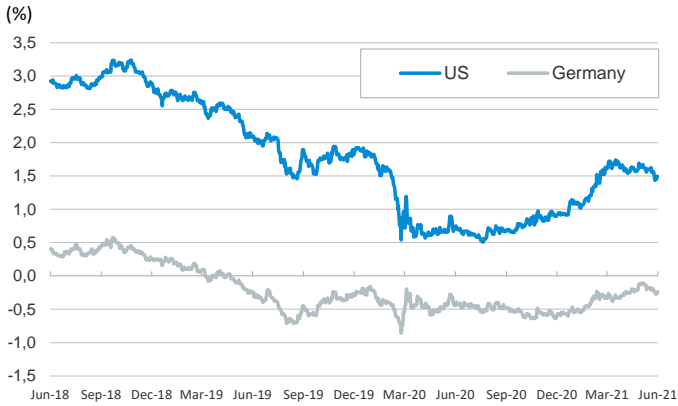


Emerging economies stock markets

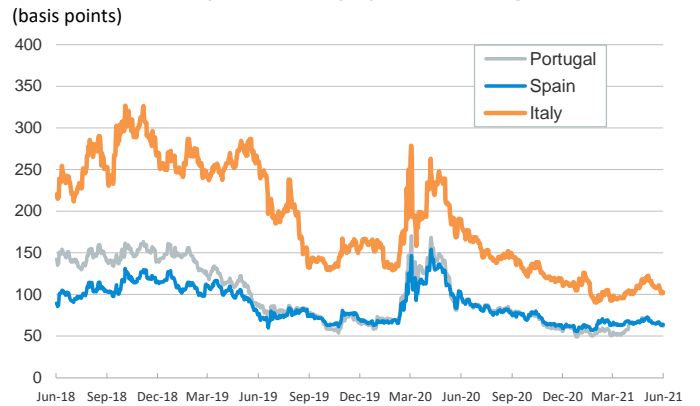
Index (100=Three years ago)



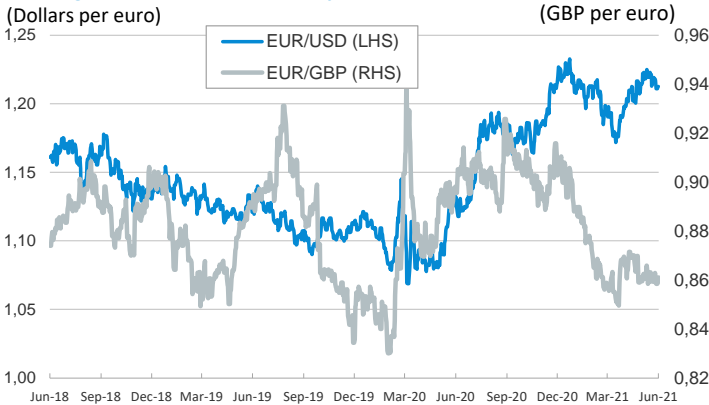
Yield on 10-year public debt: U.S. and Germany



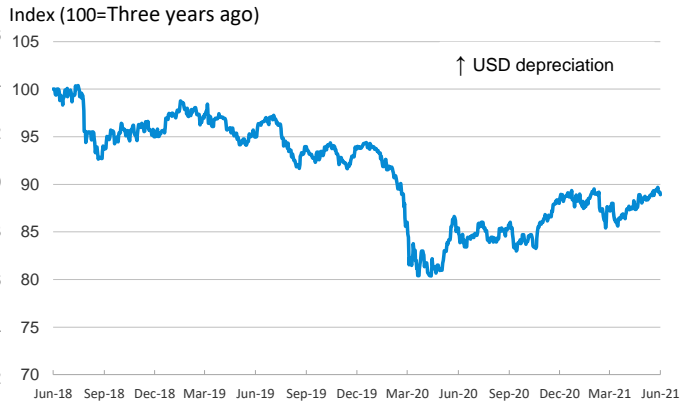
Risk Premium on 10-year debt: Italy, Spain, and Portugal



Exchange rate: Advanced-economy currencies



Exchange rate: Emerging economies Index



Brent oil price



Implied volatility on US stock markets



Notice regarding publication of the CaixaBank "Daily Report".

The "Daily Report" is a publication by CaixaBank Research that contains information and opinions from sources considered to be reliable. This document is for informative purposes only and CaixaBank is not liable in any way for any use made thereof. The opinions and estimates are those of the CaixaBank Research and are liable to change without prior notice.