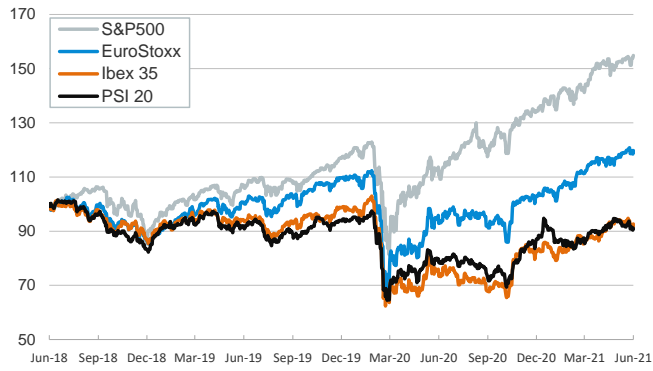


- ▶ Investors ended the day with positive results, after strong sentiment data in Europe (Germany's Ifo business climate index rose to the highest level in two years) and labour statistics in the US (new jobless claims fell to 411,000 weekly). In addition, President Biden announced a deal in the Senate on an infrastructure package worth USD 1.2 trillion.
- ▶ As a result, equity markets rebounded in both sides of the Atlantic, with the benchmark S&P reaching a new record high. In the bond market, sovereign spreads tightened modestly in Europe while in the US the 10-year Treasury yield fluctuated around 1.5%. The USD depreciated slightly, but continued to trade below 1.20 against the EUR.
- ▶ On the economic calendar for the last session of the week, markets will be watching the release of the PCE inflation report for May in the US as well as consumer sentiment data in both the US and Europe. A number of Fed officials are also scheduled to deliver speeches during the day.

Interest Rates (%)	6/24	6/23	Daily Change (basis points)	Weekly Change (basis points)	YTD (basis points)	YoY Change (basis points)
Eurozone						
ECB - Official Interest Rate (Refi)	0,00	0,00	0	0	0	0
Eonia	-0,48	-0,48	0	0	2	-2
Swap Eonia (10Y)	0,04	0,03	0	2	35	36
3 months (Euribor)	-0,54	-0,54	0	1	1	-25
12 months (Euribor)	-0,48	-0,48	0	1	2	-37
Germany - 2-Year Bond	-0,65	-0,65	0	2	5	10
Germany - 10-Year Bond	-0,19	-0,18	-1	1	38	38
France - 10-Year Bond	0,15	0,16	-1	-1	49	21
Spain - 10-Year Bond	0,43	0,45	-2	0	38	-33
Portugal - 10-Year Bond	0,41	0,44	-2	1	38	-45
Italy - 10-Year Bond	0,86	0,89	-3	5	32	-90
Risk premium - Spain (10Y)	62	63	-1	0	0	-70
Risk premium - Portugal (10Y)	60	61	-1	0	0	-82
Risk premium - Italy (10Y)	105	107	-2	4	-6	-128
US						
Fed - Upper Bound	0,25	0,25	0	0	0	0
3 months (Libor)	0,15	0,15	0	2	-9	-35
12 months (Libor)	0,24	0,24	0	-1	-10	-59
2-Year Bond	0,27	0,26	1	6	15	9
10-Year Bond	1,49	1,49	0	-1	58	86
Stock Markets						
	6/24	6/23	Daily Change (%)	Weekly Change (%)	YTD (%)	YoY Change (%)
CaixaBank	2,64	2,60	1,5	-2,2	25,4	65,2
Ibex 35	9074	8954	1,3	-1,3	12,4	36,0
PSI 20	5078	5040	0,8	-2,0	3,7	21,3
MIB	25422	25077	1,4	-1,1	14,3	49,2
DAX	15589	15456	0,9	-0,9	13,6	48,9
CAC 40	6631	6551	1,2	-0,5	19,4	51,5
Eurostoxx50	4122	4076	1,1	-0,9	16,0	46,4
FTSE 100	7110	7074	0,5	-0,6	10,1	23,6
S&P 500	4266	4242	0,6	1,1	13,6	50,1
Nasdaq	14370	14272	0,7	1,5	11,5	65,0
Nikkei 225	28875	28875	0,0	-0,5	5,2	47,2
MSCI Emerging Index	1367	1361	0,5	0,3	5,9	54,0
MSCI Emerging Asia	743	740	0,5	0,2	4,2	53,4
MSCI Emerging Latin America	2687	2649	1,4	2,8	9,6	67,9
Shanghai	3567	3566	0,0	1,2	2,7	24,7
VIX Index	15,97	16,32	-2,1	-10,0	-29,8	-55,6
Currencies						
	6/24	6/23	Daily Change (%)	Weekly Change (%)	YTD (%)	YoY Change (%)
EUR/USD	1,193	1,193	0,1	0,2	-2,3	9,4
EUR/GBP	0,86	0,85	0,3	0,2	-4,1	-2,2
EUR/CHF	1,10	1,10	0,0	0,2	1,3	4,0
USD/JPY	110,87	110,96	-0,1	0,6	7,4	3,9
USD/CNY	6,47	6,47	0,0	0,4	-0,8	-8,4
USD/MXN	19,86	20,20	-1,7	-2,8	-0,3	-17,5
Commodities						
	6/24	6/23	Daily Change (%)	Weekly Change (%)	YTD (%)	YoY Change (%)
Global Commodities Index	92,4	92,3	0,1	2,5	18,3	51,5
Brent (US\$/barrel)	75,6	75,2	0,5	3,4	45,9	177,8
Gold (US\$/ounce)	1775,2	1778,7	-0,2	0,1	-6,5	4,3
Metal Index	271,3	270,5	0,3	2,6	17,4	69,6
Agricultural Index	358,4	359,8	-0,4	2,8	8,5	57,3

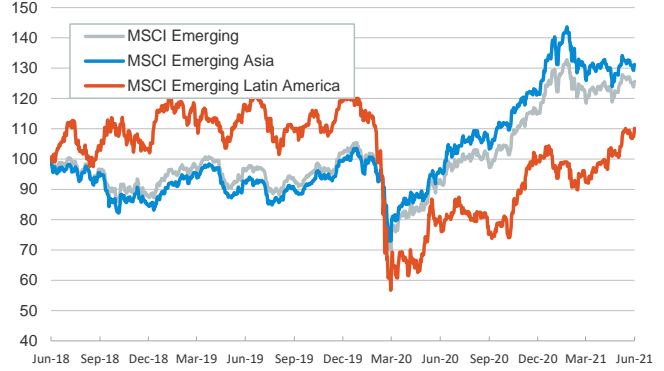
Main advanced stock markets

Index (100=Three years ago)



Emerging economies stock markets

Index (100=Three years ago)



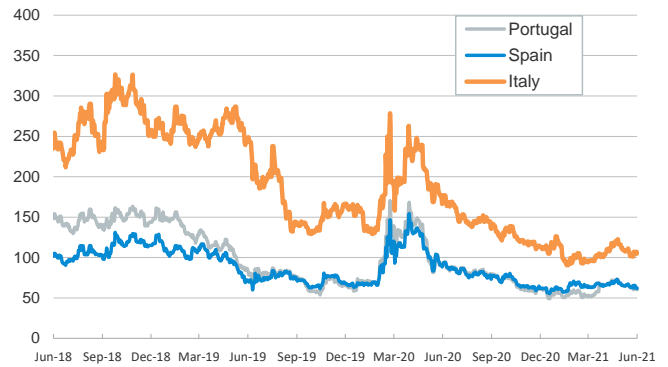
Yield on 10-year public debt: U.S. and Germany

(%)



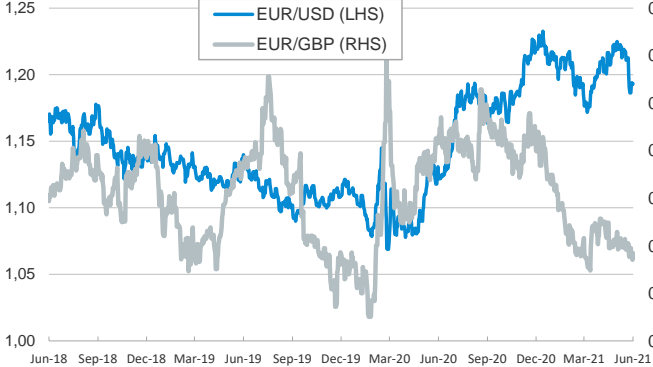
Risk Premium on 10-year debt: Italy, Spain, and Portugal

(basis points)



Exchange rate: Advanced-economy currencies

(Dollars per euro)



Exchange rate: Emerging economies Index

Index (100=Three years ago)



Brent oil price

(US\$/barrel)



Implied volatility on US stock markets

VIX Index



Notice regarding publication of the CaixaBank "Daily Report".

The "Daily Report" is a publication by CaixaBank Research that contains information and opinions from sources considered to be reliable. This document is for informative purposes only and CaixaBank is not liable in any way for any use made thereof. The opinions and estimates are those of the CaixaBank Research and are liable to change without prior notice.