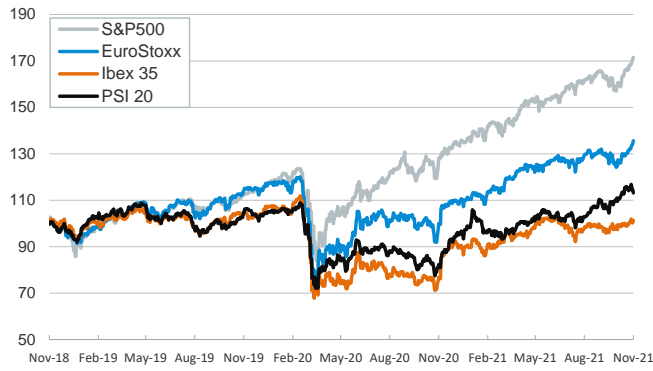


- ▶ Financial markets ended the week on a positive note, supported by stronger-than-expected employment data in the US (non-farm payrolls rose by 531k in October while the jobless rate edged down by 0.2 p.p. to 4.6%) and the approval by lawmakers in Washington of the \$1.2tn infrastructure spending bill.
- ▶ In this context, stocks rose in both side of the Atlantic, the USD depreciated modestly against its peers while commodity prices advanced notably, recovering some of the decline of previous sessions.
- ▶ In fixed income markets, sovereign bond yields continued to edge down in the U.S. and in Europe as markets still digested the dovish rhetoric in recent monetary policy decisions by central banks across developed markets.
- ▶ This week the focus will be on inflation, with the release of the October CPI data in the U.S. and China (both on Wednesday). In addition, a number of Fed officials, including Powell, will be delivering speeches during the week.

Interest Rates (%)	11/5	11/4	Daily Change (basis points)	Weekly Change (basis points)	YTD (basis points)	YoY Change (basis points)
Eurozone						
ECB - Official Interest Rate (Refi)	0,00	0,00	0	0	0	0
€STR	-0,57	-0,57	0	1	1	-1
Swap €STR (10Y)	-0,06	-0,02	-4	-14	34	35
3 months (Euribor)	-0,57	-0,57	0	-1	-2	-5
12 months (Euribor)	-0,50	-0,48	-2	-4	0	-1
Germany - 2-Year Bond	-0,73	-0,71	-2	-14	-3	5
Germany - 10-Year Bond	-0,28	-0,22	-6	-17	29	34
France - 10-Year Bond	0,06	0,11	-5	-21	40	42
Spain - 10-Year Bond	0,40	0,46	-6	-21	35	30
Portugal - 10-Year Bond	0,31	0,35	-4	-21	28	23
Italy - 10-Year Bond	0,88	0,93	-6	-29	33	24
Risk premium - Spain (10Y)	68	68	0	-3	7	-4
Risk premium - Portugal (10Y)	59	57	2	-4	-1	-11
Risk premium - Italy (10Y)	116	116	0	-12	5	-11
US						
Fed - Upper Bound	0,25	0,25	0	0	0	0
3 months (Libor)	0,14	0,14	0	1	-10	-7
12 months (Libor)	0,36	0,36	0	0	2	3
2-Year Bond	0,40	0,42	-2	-10	28	25
10-Year Bond	1,45	1,53	-8	-10	54	63
Stock Markets	11/5	11/4	Daily Change (%)	Weekly Change (%)	YTD (%)	YoY Change (%)
CaixaBank	2,51	2,47	1,6	0,8	19,3	55,7
Ibex 35	9131	9039	1,0	0,8	13,1	32,9
PSI 20	5645	5703	-1,0	-1,5	15,2	39,7
MIB	27796	27522	1,0	3,4	25,0	41,2
DAX	16054	16030	0,2	2,3	17,0	28,6
CAC 40	7041	6988	0,8	3,1	26,8	41,9
Eurostoxx50	4363	4333	0,7	2,6	22,8	36,2
FTSE 100	7304	7280	0,3	0,9	13,1	23,6
S&P 500	4698	4680	0,4	2,0	25,1	33,9
Nasdaq	15972	15940	0,2	3,1	23,9	34,3
Nikkei 225	29612	29794	-0,6	2,5	7,9	21,7
MSCI Emerging Index	1264	1268	-0,3	-0,1	-2,1	7,5
MSCI Emerging Asia	679	683	-0,6	-0,5	-4,8	3,3
MSCI Emerging Latin America	2154	2126	1,4	2,2	-12,1	7,3
Shanghai	3492	3527	-1,0	-1,6	0,5	5,4
VIX Index	16,48	15,44	6,7	1,4	-27,6	-33,7
Currencies	11/5	11/4	Daily Change (%)	Weekly Change (%)	YTD (%)	YoY Change (%)
EUR/USD	1,157	1,155	0,1	0,1	-5,3	-2,6
EUR/GBP	0,86	0,86	0,1	1,5	-4,1	-5,0
EUR/CHF	1,06	1,05	0,1	-0,3	-2,4	-1,3
USD/JPY	113,41	113,76	-0,3	-0,5	9,8	9,7
USD/CNY	6,40	6,40	0,0	-0,1	-2,0	-3,2
USD/MXN	20,34	20,54	-1,0	-1,1	2,2	-1,2
Commodities	11/5	11/4	Daily Change (%)	Weekly Change (%)	YTD (%)	YoY Change (%)
Global Commodities Index	102,7	102,6	0,2	-0,6	31,6	41,1
Brent (US\$/barrel)	82,7	80,5	2,7	-1,9	59,7	109,7
Dutch TTF Natural Gas (US\$/MMBtu)	25,0	24,9	0,8	13,7	264,8	417,1
Gold (US\$/ounce)	1818,4	1792,0	1,5	2,0	-4,2	-6,8
Metal Index	283,9	282,9	0,4	-2,9	22,8	32,4
Agricultural Index	387,0	390,7	-0,9	-1,2	17,1	34,4

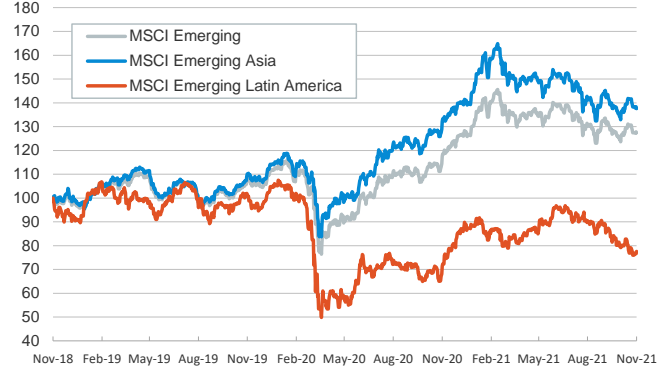
Main advanced stock markets

Index (100=Three years ago)



Emerging economies stock markets

Index (100=Three years ago)



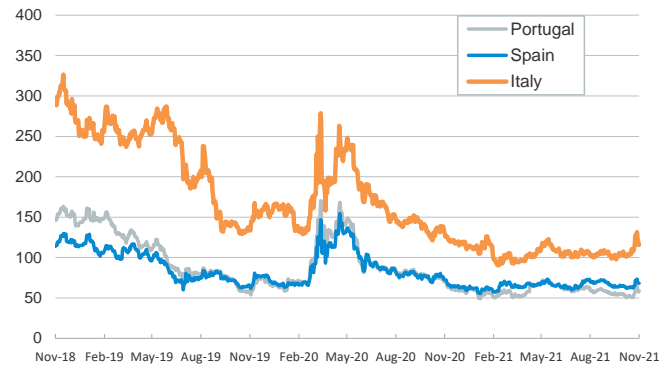
Yield on 10-year public debt: U.S. and Germany

(%)



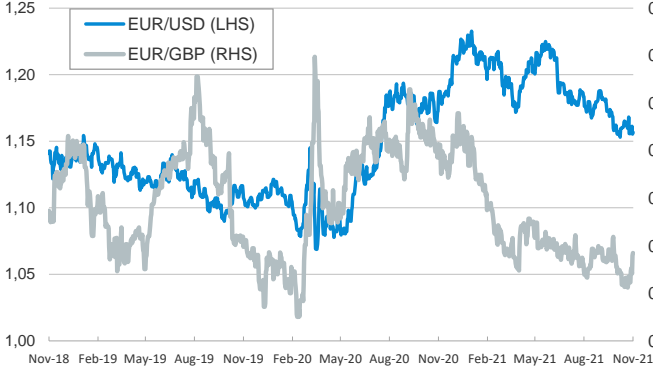
Risk Premium on 10-year debt: Italy, Spain, and Portugal

(basis points)



Exchange rate: Advanced-economy currencies

(Dollars per euro)



Exchange rate: Emerging economies Index

Index (100=Three years ago)



Brent oil price

(US\$/barrel)



Dutch TTF Natural gas price

(US\$/MMBtu)



Notice regarding publication of the CaixaBank "Daily Report".

The "Daily Report" is a publication by CaixaBank Research that contains information and opinions from sources considered to be reliable. This document is for informative purposes only and CaixaBank is not liable in any way for any use made thereof. The opinions and estimates are those of the CaixaBank Research and are liable to change without prior notice.