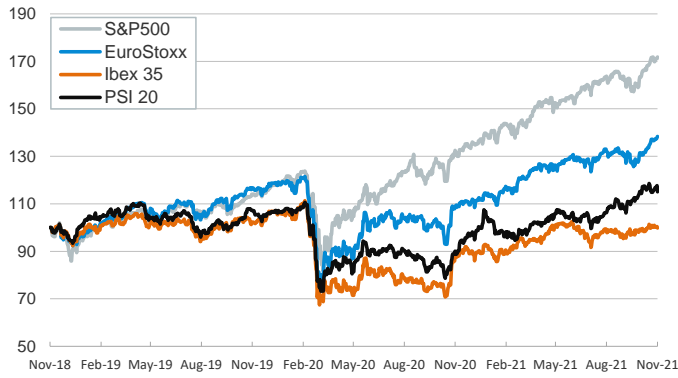


- ▶ In yesterday's session, financial markets ended with mixed results, following the better-than-expected economic data releases in the U.S. (October retail sales and industrial production rose by 1.7% and 1.6 m-o-m, respectively) and comments from various Fed officials.
- ▶ In this context, yields on sovereign bonds edged up in the U.S. and decreased in the euro area. Stock indices were mixed in Europe and advanced in the U.S. In FX markets, the US dollar strengthened against most advanced and emerging currencies and the euro fluctuated near \$1.13.
- ▶ In energy markets, European gas prices spiked after Germany's energy regulator suspended a key step in the approval process of Nord Stream 2, a gas pipeline already built, but without the license to operate, which could double the undersea exports from Russia to Europe.

Interest Rates (%)	11/16	11/15	Daily Change (basis points)	Weekly Change (basis points)	YTD (basis points)	YoY Change (basis points)
Eurozone						
ECB - Official Interest Rate (Refi)	0.00	0.00	0	0	0	0
€STR	-0.57	-0.57	0	0	1	-1
Swap €STR (10Y)	0.01	0.01	0	9	42	38
3 months (Euribor)	-0.56	-0.56	0	1	-1	-4
12 months (Euribor)	-0.48	-0.48	0	1	2	-1
Germany - 2-Year Bond	-0.73	-0.69	-4	1	-3	-1
Germany - 10-Year Bond	-0.24	-0.23	-1	6	33	32
France - 10-Year Bond	0.11	0.13	-2	7	45	44
Spain - 10-Year Bond	0.48	0.51	-3	10	43	40
Portugal - 10-Year Bond	0.38	0.40	-2	9	35	34
Italy - 10-Year Bond	0.97	0.99	-3	13	43	33
Risk premium - Spain (10Y)	72	73	-2	4	10	8
Risk premium - Portugal (10Y)	62	63	-1	3	2	2
Risk premium - Italy (10Y)	121	122	-1	7	10	1
US						
Fed - Upper Bound	0.25	0.25	0	0	0	0
3 months (Libor)	0.16	0.16	0	1	-8	-7
12 months (Libor)	0.39	0.39	0	4	5	5
2-Year Bond	0.52	0.52	0	10	40	35
10-Year Bond	1.63	1.61	2	19	72	77
Stock Markets						
	11/16	11/15	Daily Change (%)	Weekly Change (%)	YTD (%)	YoY Change (%)
CaixaBank	2.50	2.51	-0.5	0.5	19.0	14.3
Ibex 35	9040	9096	-0.6	-0.4	12.0	13.9
PSI 20	5654	5780	-2.2	-0.5	15.4	29.5
MIB	27805	27868	-0.2	1.3	25.1	29.7
DAX	16248	16149	0.6	1.3	18.4	23.7
CAC 40	7153	7129	0.3	1.6	28.8	30.5
Eurostoxx50	4401	4386	0.3	1.3	23.9	26.9
FTSE 100	7327	7352	-0.3	0.7	13.4	15.1
S&P 500	4701	4683	0.4	0.3	25.2	30.2
Nasdaq	15974	15854	0.8	0.5	23.9	34.2
Nikkei 225	29808	29777	0.1	1.8	8.6	14.6
MSCI Emerging Index	1291	1287	0.3	1.4	-0.1	7.4
MSCI Emerging Asia	700	695	0.7	2.3	-1.9	5.1
MSCI Emerging Latin America	2130	2177	-2.1	-2.6	-13.1	-2.2
Shanghai	3522	3533	-0.3	0.4	1.4	5.4
VIX Index	16.37	16.49	-0.7	-7.9	-28.0	-27.9
Currencies						
	11/16	11/15	Daily Change (%)	Weekly Change (%)	YTD (%)	YoY Change (%)
EUR/USD	1.132	1.137	-0.4	-2.4	-7.3	-4.6
EUR/GBP	0.84	0.85	-0.5	-1.4	-5.7	-5.9
EUR/CHF	1.05	1.05	0.1	-0.3	-2.6	-2.6
USD/JPY	114.82	114.12	0.6	1.7	11.2	10.2
USD/CNY	6.39	6.38	0.2	0.0	-2.1	-2.5
USD/MXN	20.76	20.63	0.7	2.2	4.2	2.4
Commodities						
	11/16	11/15	Daily Change (%)	Weekly Change (%)	YTD (%)	YoY Change (%)
Global Commodities Index	103.3	103.2	0.2	0.8	32.4	39.9
Brent (US\$/barrel)	82.4	82.1	0.5	-2.8	59.1	88.4
Dutch TTF Natural Gas (US\$/MMBtu)	31.4	26.8	17.1	27.1	356.9	544.6
Gold (US\$/ounce)	1850.6	1862.8	-0.7	1.0	-2.5	-1.6
Metal Index	284.8	288.9	-1.4	-0.2	23.2	29.5
Agricultural Index	404.7	406.1	-0.4	3.5	22.5	34.3

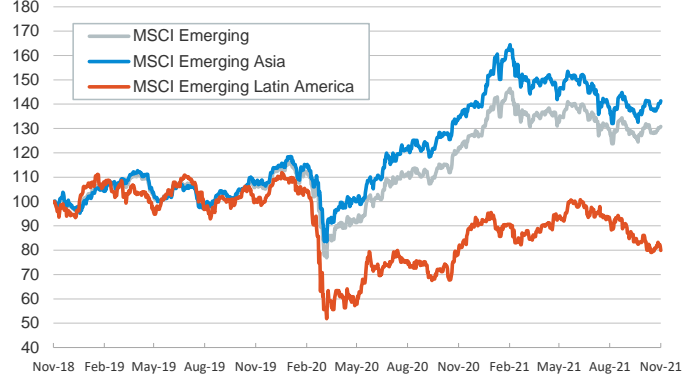
Main advanced stock markets

Index (100=Three years ago)

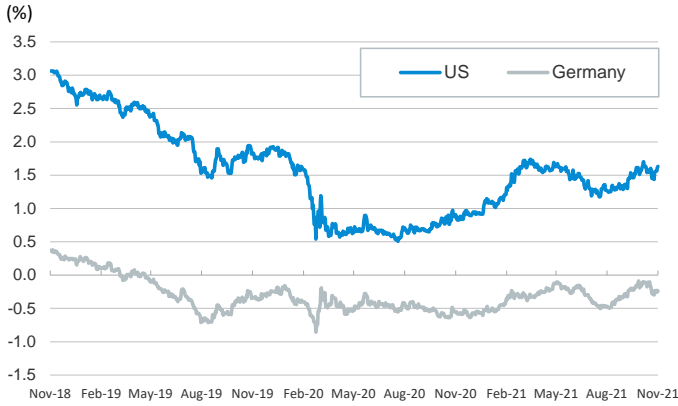


Emerging economies stock markets

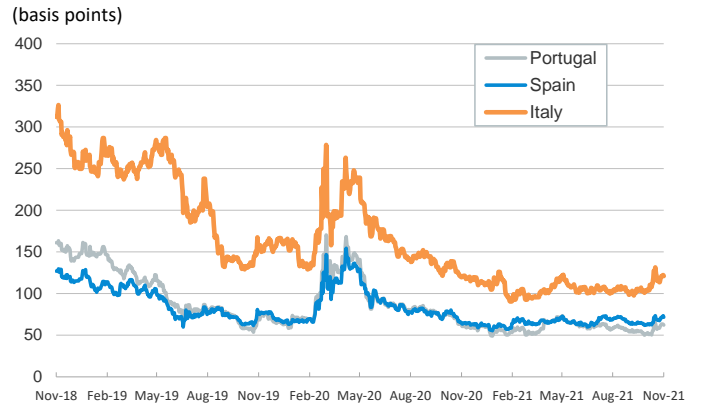
Index (100=Three years ago)



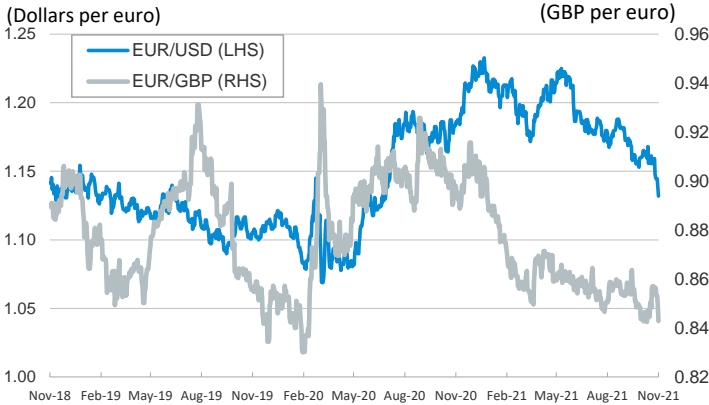
Yield on 10-year public debt: U.S. and Germany



Risk Premium on 10-year debt: Italy, Spain, and Portugal



Exchange rate: Advanced-economy currencies



Exchange rate: Emerging economies Index



Brent oil price



Dutch TTF Natural gas price



Notice regarding publication of the CaixaBank "Daily Report".

The "Daily Report" is a publication by CaixaBank Research that contains information and opinions from sources considered to be reliable. This document is for informative purposes only and CaixaBank is not liable in any way for any use made thereof. The opinions and estimates are those of the CaixaBank Research and are liable to change without prior notice.