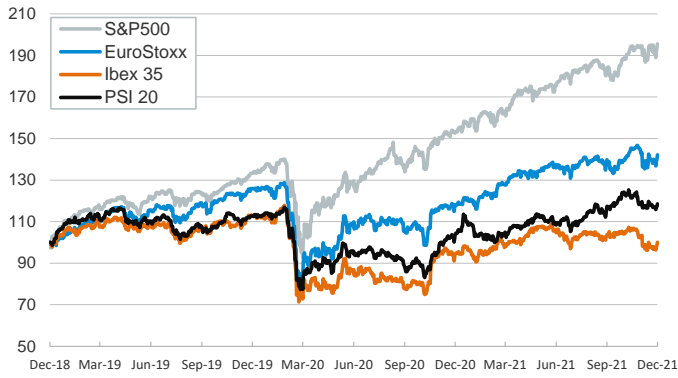


- ▶ In yesterday's session, investors sentiment continued to improve amid some easing concerns about the impact of the Omicron variant and robust US labor market data. In particular, new unemployment claims were unchanged last week while the number of people of people receiving benefits declined by 8k to 1.859k.
- ▶ In this context, the risk-on mood benefited stock indices, which rose across the board for the third straight session. In fixed-income markets, yields on sovereign bonds edged up in both sides of the Atlantic. In FX markets, safe haven currencies weakened and the euro remained above \$1.13.
- ▶ European gas prices declined by more than 20% following reports that suggest that several US gas vessels are heading to Europe with Liquefied Natural Gas (LNG) to compensate the lower imports from Russia.
- ▶ This is the last Daily Report of the year, we'll be back on January 4th. Merry Christmas and happy new year!

Interest Rates (%)	12/23	12/22	Daily Change (basis points)	Weekly Change (basis points)	YTD (basis points)	YoY Change (basis points)
Eurozone						
ECB - Official Interest Rate (Refi)	0,00	0,00	0	0	0	0
€STR	-0,58	-0,57	0	0	1	-2
Swap €STR (10Y)	0,04	0,00	5	12	45	42
3 months (Euribor)	-0,59	-0,59	0	0	-4	-5
12 months (Euribor)	-0,50	-0,51	1	1	0	-1
Germany - 2-Year Bond	-0,68	-0,69	1	1	2	3
Germany - 10-Year Bond	-0,25	-0,29	4	10	32	30
France - 10-Year Bond	0,12	0,07	4	11	46	43
Spain - 10-Year Bond	0,51	0,46	5	12	46	43
Portugal - 10-Year Bond	0,41	0,36	5	11	38	35
Italy - 10-Year Bond	1,11	1,05	6	14	57	53
Risk premium - Spain (10Y)	76	75	0	2	14	14
Risk premium - Portugal (10Y)	66	65	0	1	6	5
Risk premium - Italy (10Y)	136	134	2	4	25	23
US						
Fed - Upper Bound	0,25	0,25	0	0	0	0
3 months (Libor)	0,21	0,21	0	0	-3	-3
12 months (Libor)	0,55	0,55	0	3	21	21
2-Year Bond	0,69	0,66	3	8	57	57
10-Year Bond	1,49	1,45	4	8	58	57
Stock Markets	12/23	12/22	Daily Change (%)	Weekly Change (%)	YTD (%)	YoY Change (%)
CaixaBank	2,36	2,30	2,6	2,1	12,3	10,3
Ibex 35	8564	8459	1,2	2,2	6,1	5,6
PSI 20	5513	5460	1,0	1,2	12,6	13,6
MIB	27016	26828	0,7	0,9	21,5	22,1
DAX	15756	15593	1,0	0,8	14,9	16,0
CAC 40	7106	7052	0,8	1,4	28,0	28,7
Eurostoxx50	4266	4217	1,2	1,5	20,1	20,4
FTSE 100	7373	7342	0,4	1,6	14,1	13,4
S&P 500	4726	4697	0,6	1,2	25,8	27,6
Nasdaq	15653	15522	0,8	3,1	21,5	22,2
Nikkei 225	28798	28562	0,8	-0,9	4,9	8,0
MSCI Emerging Index	1220	1210	0,8	-0,4	-5,6	-2,7
MSCI Emerging Asia	659	653	0,9	-0,3	-7,6	-4,3
MSCI Emerging Latin America	2086	2080	0,3	-1,7	-14,9	-14,0
Shanghai	3643	3623	0,6	-0,9	4,9	8,3
VIX Index	17,96	18,63	-3,6	-12,7	-21,1	-16,6
Currencies	12/23	12/22	Daily Change (%)	Weekly Change (%)	YTD (%)	YoY Change (%)
EUR/USD	1,133	1,133	0,0	0,0	-7,3	-7,1
EUR/GBP	0,84	0,85	-0,4	-0,7	-5,5	-6,2
EUR/CHF	1,04	1,04	-0,1	-0,1	-3,8	-4,2
USD/JPY	114,39	114,10	0,3	0,6	10,8	10,4
USD/CNY	6,37	6,37	0,0	0,0	-2,4	-2,4
USD/MXN	20,64	20,72	-0,4	-0,9	3,7	3,9
Commodities	12/23	12/22	Daily Change (%)	Weekly Change (%)	YTD (%)	YoY Change (%)
Global Commodities Index	98,9	98,7	0,2	1,9	26,7	28,4
Brent (US\$/barrel)	76,9	75,3	2,1	2,4	48,4	49,8
Dutch TTF Natural Gas (EUR/MWh)	132,6	172,9	-23,3	-7,1	637,6	663,0
Gold (US\$/ounce)	1808,8	1803,7	0,3	0,5	-4,7	-4,0
Metal Index	301,3	300,5	0,3	3,8	30,3	27,6
Agricultural Index	412,9	411,8	0,3	2,6	24,9	29,9

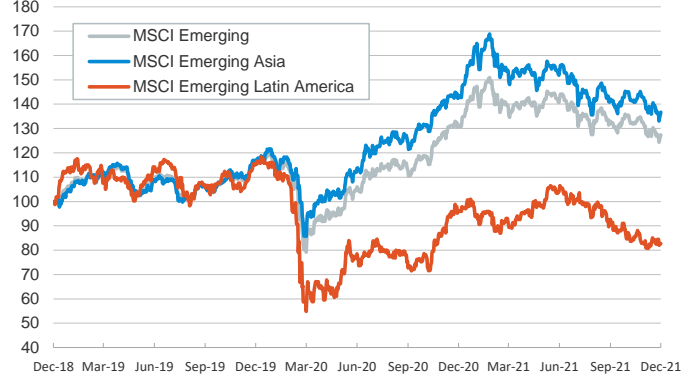
Main advanced stock markets

Index (100=Three years ago)



Emerging economies stock markets

Index (100=Three years ago)



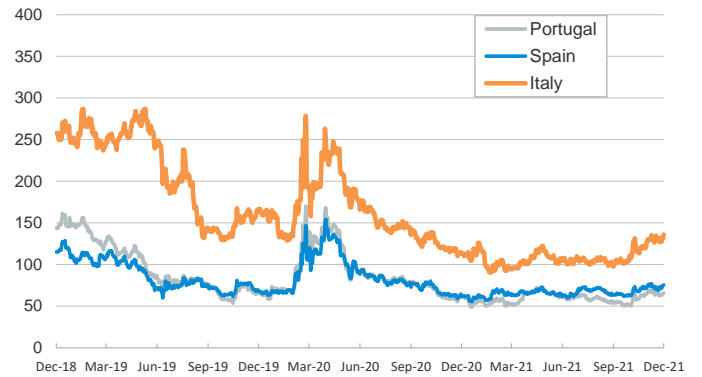
Yield on 10-year public debt: U.S. and Germany

(%)



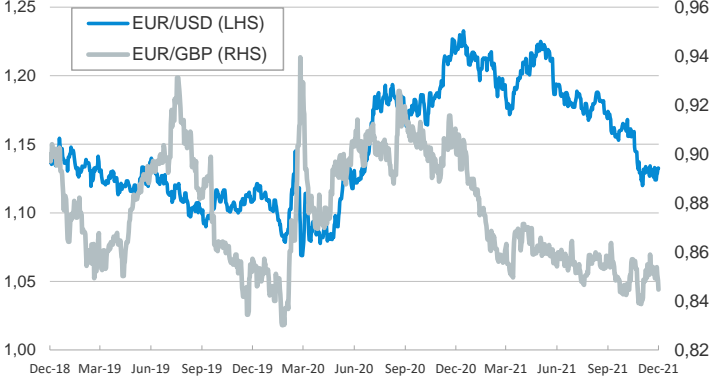
Risk Premium on 10-year debt: Italy, Spain, and Portugal

(basis points)



Exchange rate: Advanced-economy currencies

(Dollars per euro)



Exchange rate: Emerging economies Index

Index (100=Three years ago)



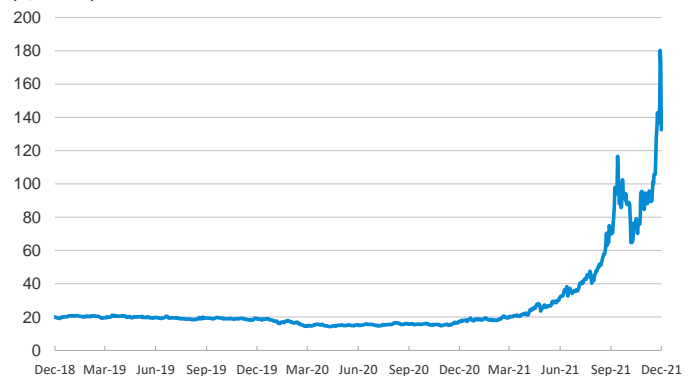
Brent oil price

(US\$/barrel)



Dutch TTF Natural gas price

(€/MWh)



Notice regarding publication of the CaixaBank "Daily Report".

The "Daily Report" is a publication by CaixaBank Research that contains information and opinions from sources considered to be reliable. This document is for informative purposes only and CaixaBank is not liable in any way for any use made thereof. The opinions and estimates are those of the CaixaBank Research and are liable to change without prior notice.