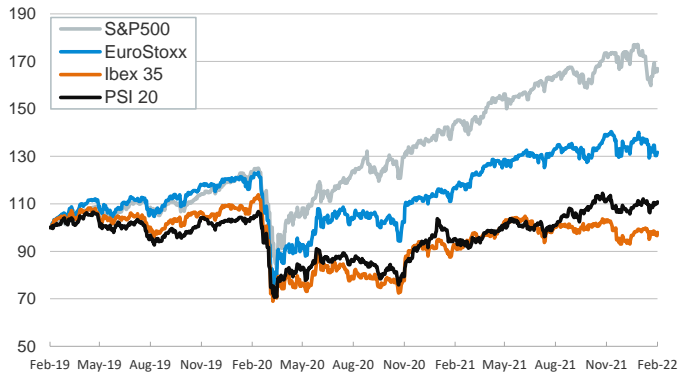


- ▶ In yesterday's session, investors' sentiment remained cautiously optimistic, with the focus still on the pace of monetary policy tightening in advanced economies, corporate results (in the US, 76% of the companies that have released their profits have beaten consensus estimates) and geopolitical developments.
- ▶ In this context, stock indices rose across the board, with investor taking advantage of the previous day's decline in the US and the financial sector leading the gains in Europe. In fixed-income markets, sovereign yields continued to increase in both sides of the Atlantic and euro area peripheral spreads widened.
- ▶ In commodity markets, the price of the barrel of Brent edged down as the resumption of talks between US and Iran on a nuclear deal could lead to higher oil exports. European gas prices edged down to 77€/MWh. In FX markets, the euro weakened against most advanced and emerging economies' currencies and fluctuated above \$1.14.

Interest Rates (%)	2/8	2/7	Daily Change (basis points)	Weekly Change (basis points)	YTD (basis points)	YoY Change (basis points)
Eurozone						
ECB - Official Interest Rate (Refi)	0.00	0.00	0	0	0	0
€STR	-0.57	-0.58	0	0	2	-1
Swap €STR (10Y)	0.55	0.48	6	27	46	79
3 months (Euribor)	-0.54	-0.53	-1	1	3	0
12 months (Euribor)	-0.31	-0.31	0	12	19	19
Germany - 2-Year Bond	-0.30	-0.29	-1	17	32	42
Germany - 10-Year Bond	0.27	0.23	4	23	44	71
France - 10-Year Bond	0.72	0.67	5	27	52	94
Spain - 10-Year Bond	1.13	1.08	5	35	56	100
Portugal - 10-Year Bond	1.06	1.01	5	37	60	100
Italy - 10-Year Bond	1.85	1.78	7	43	68	133
Risk premium - Spain (10Y)	86	85	1	12	12	28
Risk premium - Portugal (10Y)	80	78	1	14	15	29
Risk premium - Italy (10Y)	158	155	3	21	23	62
US						
Fed - Upper Bound	0.25	0.25	0	0	0	0
3 months (Libor)	0.36	0.36	0	6	15	16
12 months (Libor)	1.09	1.09	0	16	51	78
2-Year Bond	1.34	1.29	5	17	61	122
10-Year Bond	1.96	1.92	4	17	45	80
Stock Markets	2/8	2/7	Daily Change (%)	Weekly Change (%)	YTD (%)	YoY Change (%)
CaixaBank	3.35	3.22	4.0	15.3	38.8	52.1
Ibex 35	8675	8558	1.4	-0.6	-0.4	7.1
PSI 20	5643	5605	0.7	0.3	1.3	16.6
MIB	26412	26329	0.3	-3.0	-3.4	13.4
DAX	15242	15207	0.2	-2.4	-4.0	8.8
CAC 40	7028	7009	0.3	-1.0	-1.7	23.5
Eurostoxx50	4129	4121	0.2	-2.3	-3.9	12.8
FTSE 100	7567	7573	-0.1	0.4	2.5	15.9
S&P 500	4522	4484	0.8	-0.5	-5.1	15.6
Nasdaq	14194	14016	1.3	-1.1	-9.3	1.3
Nikkei 225	27285	27249	0.1	0.8	-5.2	-7.5
MSCI Emerging Index	1220	1219	0.0	0.5	-1.0	-13.4
MSCI Emerging Asia	648	650	-0.3	0.5	-2.7	-18.1
MSCI Emerging Latin America	2312	2289	1.0	-0.3	8.6	-3.6
Shanghai	3453	3430	0.7	2.7	-5.1	-4.2
VIX Index	21.44	22.86	-6.2	-2.4	24.5	-0.9
Currencies	2/8	2/7	Daily Change (%)	Weekly Change (%)	YTD (%)	YoY Change (%)
EUR/USD	1.142	1.144	-0.2	1.3	0.4	-5.8
EUR/GBP	0.84	0.85	-0.3	1.1	0.2	-3.9
EUR/CHF	1.06	1.06	-0.1	1.7	1.8	-2.3
USD/JPY	115.55	115.10	0.4	0.7	0.4	10.5
USD/CNY	6.37	6.36	0.1	0.1	0.2	-1.1
USD/MXN	20.61	20.59	0.1	0.4	0.4	2.6
Commodities	2/8	2/7	Daily Change (%)	Weekly Change (%)	YTD (%)	YoY Change (%)
Global Commodities Index	108.9	109.4	-0.4	0.3	9.8	30.0
Brent (US\$/barrel)	90.8	92.7	-2.1	1.8	16.7	48.6
Dutch TTF Natural Gas (EUR/MWh)	77.3	79.6	-2.9	1.5	12.9	306.1
Gold (US\$/ounce)	1825.9	1820.5	0.3	1.4	-0.2	-0.7
Metal Index	321.3	322.7	-0.4	1.3	5.9	33.2
Agricultural Index	441.7	441.9	0.0	1.0	8.6	25.4

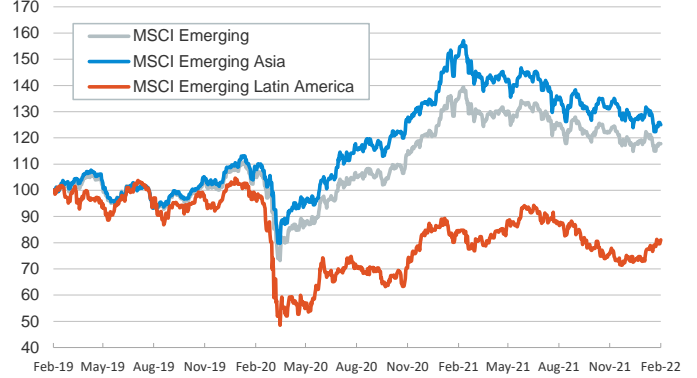
Main advanced stock markets

Index (100=Three years ago)

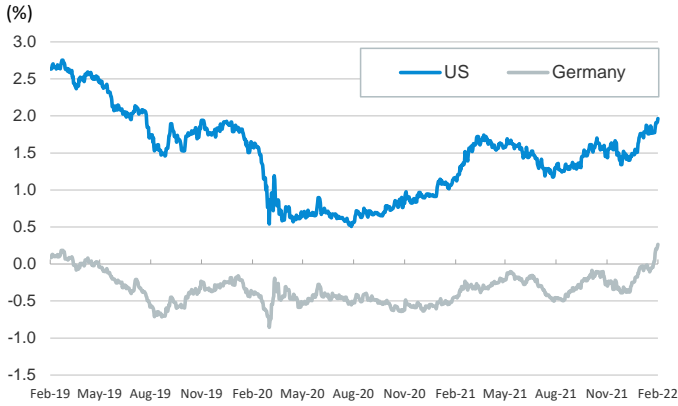


Emerging economies stock markets

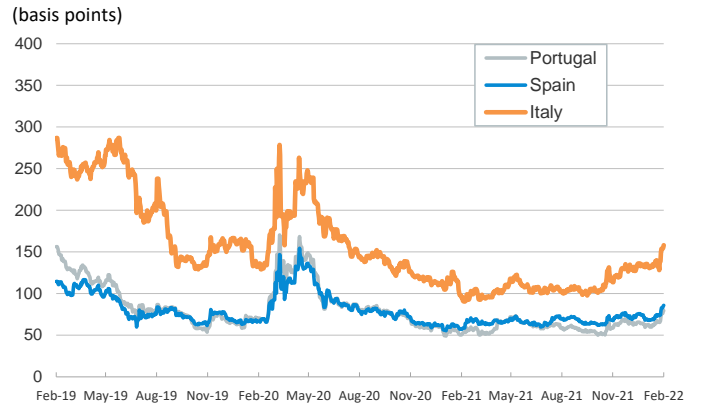
Index (100=Three years ago)



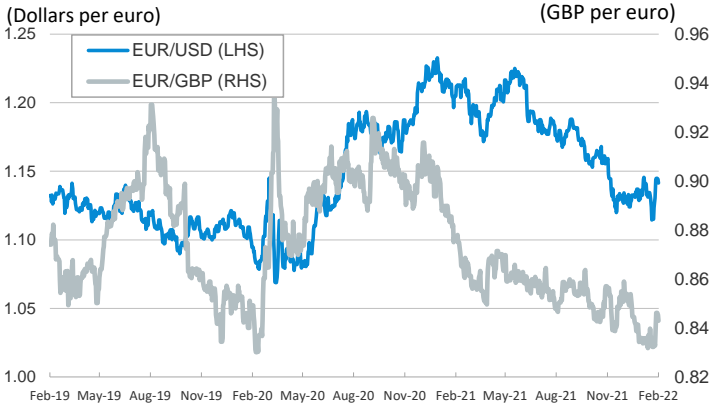
Yield on 10-year public debt: U.S. and Germany



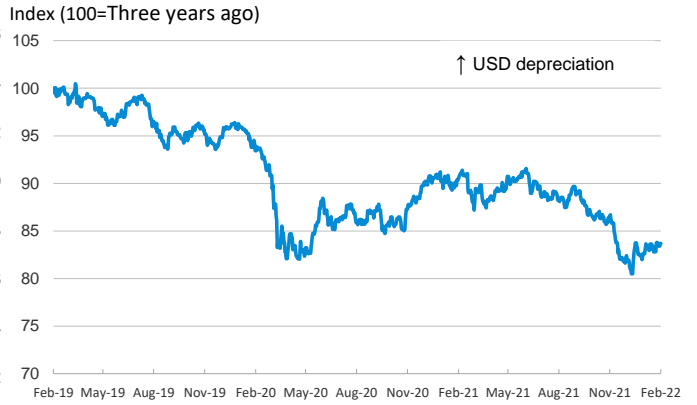
Risk Premium on 10-year debt: Italy, Spain, and Portugal



Exchange rate: Advanced-economy currencies



Exchange rate: Emerging economies Index



Brent oil price



Dutch TTF Natural gas price



Notice regarding publication of the CaixaBank "Daily Report".

The "Daily Report" is a publication by CaixaBank Research that contains information and opinions from sources considered to be reliable. This document is for informative purposes only and CaixaBank is not liable in any way for any use made thereof. The opinions and estimates are those of the CaixaBank Research and are liable to change without prior notice.