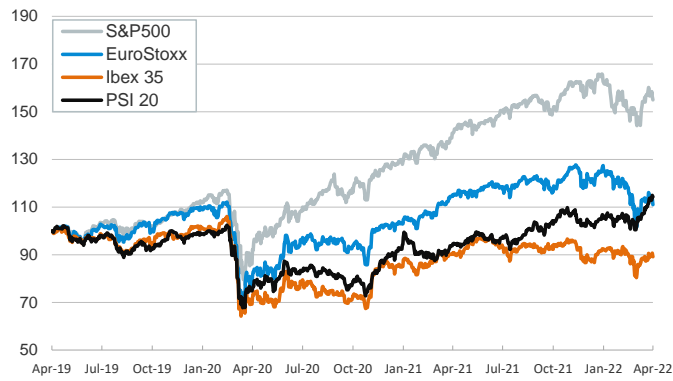


- ▶ Sentiment deteriorated across financial markets on Wednesday, as investors digested the hawkish narrative in the accounts of the Fed's latest meeting and the likely new imposition of sanctions against Russia.
- ▶ The minutes of the March meeting confirmed a broad support among Fed officials for starting unwinding asset holdings in the balance sheet as soon as next month, with a maximum pace of \$95bn per month. There were also voices in favour of more aggressive interest rate hikes in upcoming meetings.
- ▶ The debate about quantitative tightening strengthened the upswing in bond yields in the US, a trend extended across Europe. Equity indices fell sharply while the USD appreciated against its peers. In commodity markets, oil prices ticked down amid concerns of subdued demand in China and after a plan by the IEA to release strategic reserves.
- ▶ Today, the ECB will release its accounts of the March meeting.

Interest Rates (%)	4/6	4/5	Daily Change (basis points)	Weekly Change (basis points)	YTD (basis points)	YoY Change (basis points)
<b>Eurozone</b>						
ECB - Official Interest Rate (Refi)	0,00	0,00	0	0	0	0
€STR	-0,58	-0,59	0	-1	1	-2
Swap €STR (10Y)	1,05	1,01	4	2	96	118
3 months (Euribor)	-0,46	-0,47	0	0	11	8
12 months (Euribor)	-0,06	-0,09	3	4	44	43
Germany - 2-Year Bond	-0,04	-0,02	-2	-4	58	66
Germany - 10-Year Bond	0,65	0,61	3	0	82	97
France - 10-Year Bond	1,18	1,15	3	11	99	126
Spain - 10-Year Bond	1,64	1,60	4	10	107	130
Portugal - 10-Year Bond	1,56	1,51	5	13	110	133
Italy - 10-Year Bond	2,30	2,26	4	17	113	161
Risk premium - Spain (10Y)	99	99	0	9	25	32
Risk premium - Portugal (10Y)	92	90	2	13	28	36
Risk premium - Italy (10Y)	165	165	1	17	31	64
<b>US</b>						
Fed - Upper Bound	0,50	0,50	0	0	25	25
3 months (Libor)	0,97	0,97	0	0	76	78
12 months (Libor)	2,23	2,23	0	10	165	194
2-Year Bond	2,47	2,51	-4	16	174	232
10-Year Bond	2,60	2,55	5	25	109	93
<b>Stock Markets</b>						
	4/6	4/5	Daily Change (%)	Weekly Change (%)	YTD (%)	YoY Change (%)
CaixaBank	3,08	3,15	-2,3	-2,0	27,6	17,7
Ibex 35	8482	8623	-1,6	-0,8	-2,7	-1,3
PSI 20	6067	6101	-0,6	1,0	8,9	20,7
MIB	24447	24960	-2,1	-3,4	-10,6	-1,2
DAX	14152	14424	-1,9	-3,1	-10,9	-6,8
CAC 40	6499	6646	-2,2	-3,6	-9,1	6,0
Eurostoxx50	3825	3918	-2,4	-3,4	-11,0	-3,3
FTSE 100	7588	7614	-0,3	0,1	2,8	10,2
S&P 500	4481	4525	-1,0	-2,6	-6,0	9,8
Nasdaq	13889	14204	-2,2	-3,8	-11,2	1,5
Nikkei 225	27350	27788	-1,6	-2,4	-5,0	-8,0
MSCI Emerging Index	1143	1157	-1,2	-0,6	-7,3	-14,7
MSCI Emerging Asia	608	617	-1,5	-0,6	-8,7	-17,9
MSCI Emerging Latin America	2663	2689	-0,9	-0,6	25,0	12,9
Shanghai	3283	3283	0,0	0,5	-9,8	-5,6
VIX Index	22,10	21,03	5,1	14,3	28,3	28,8
<b>Currencies</b>						
	4/6	4/5	Daily Change (%)	Weekly Change (%)	YTD (%)	YoY Change (%)
EUR/USD	1,090	1,091	-0,1	-2,4	-4,2	-8,2
EUR/GBP	0,83	0,83	-0,1	-1,9	-0,9	-3,5
EUR/CHF	1,02	1,01	0,3	-1,3	-2,0	-7,8
USD/JPY	123,80	123,60	0,2	1,6	7,6	12,7
USD/CNY	6,36	6,36	0,0	0,2	0,1	-2,8
USD/MXN	20,17	20,00	0,8	1,5	-1,7	-0,2
<b>Commodities</b>						
	4/6	4/5	Daily Change (%)	Weekly Change (%)	YTD (%)	YoY Change (%)
Global Commodities Index	124,5	126,2	-1,3	-1,5	25,6	48,6
Brent (US\$/barrel)	101,1	106,6	-5,2	-10,9	29,9	60,0
Dutch TTF Natural Gas (EUR/MWh)	106,8	108,6	-1,6	-10,2	51,8	453,7
Gold (US\$/ounce)	1925,4	1923,6	0,1	-0,4	5,3	10,8

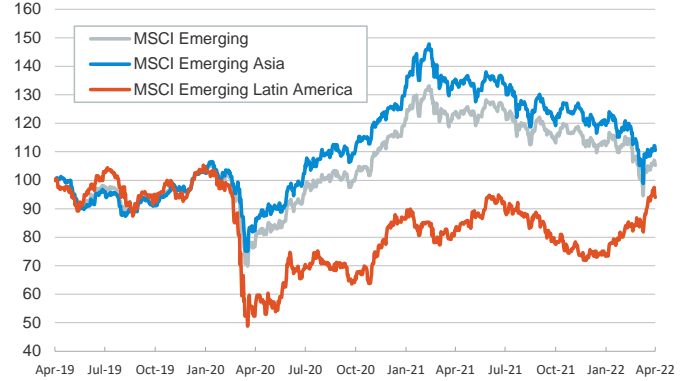
Main advanced stock markets

Index (100=Three years ago)



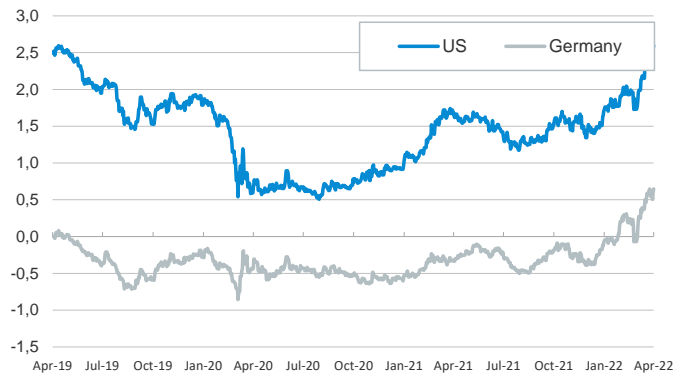
Emerging economies stock markets

Index (100=Three years ago)



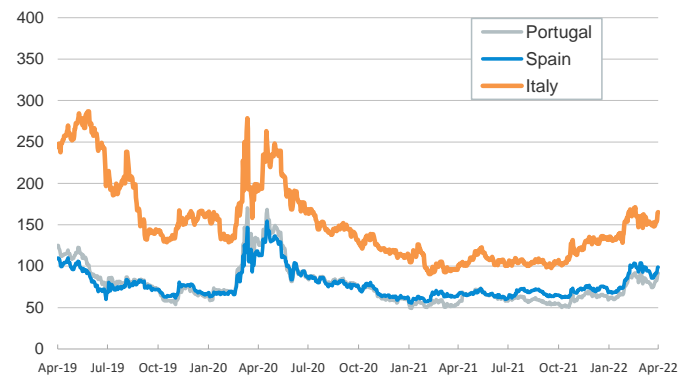
Yield on 10-year public debt: U.S. and Germany

(%)



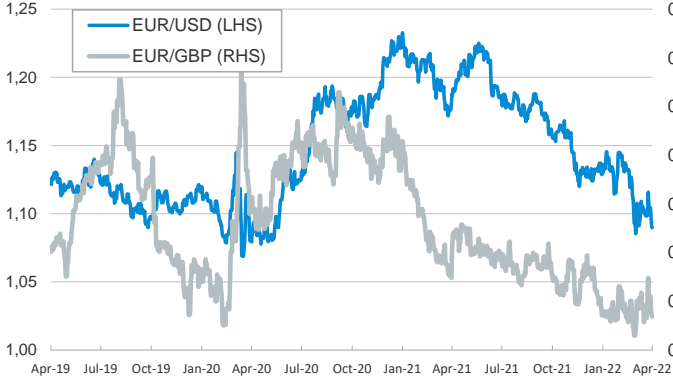
Risk Premium on 10-year debt: Italy, Spain, and Portugal

(basis points)



Exchange rate: Advanced-economy currencies

(Dollars per euro)



(GBP per euro)

Exchange rate: Emerging economies Index

Index (100=Three years ago)



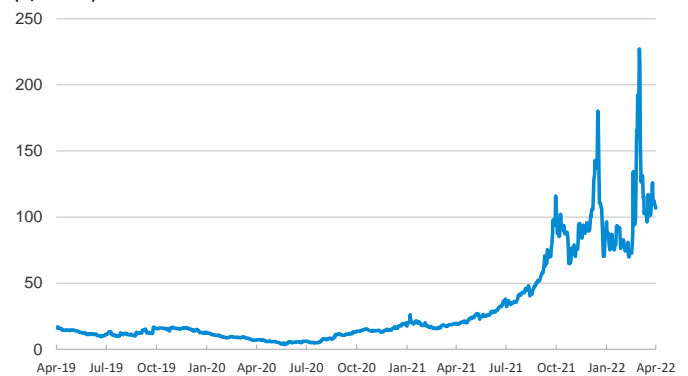
Brent oil price

(US\$/barrel)



Dutch TTF Natural gas price

(€/MWh)



Notice regarding publication of the CaixaBank "Daily Report".

The "Daily Report" is a publication by CaixaBank Research that contains information and opinions from sources considered to be reliable. This document is for informative purposes only and CaixaBank is not liable in any way for any use made thereof. The opinions and estimates are those of the CaixaBank Research and are liable to change without prior notice.