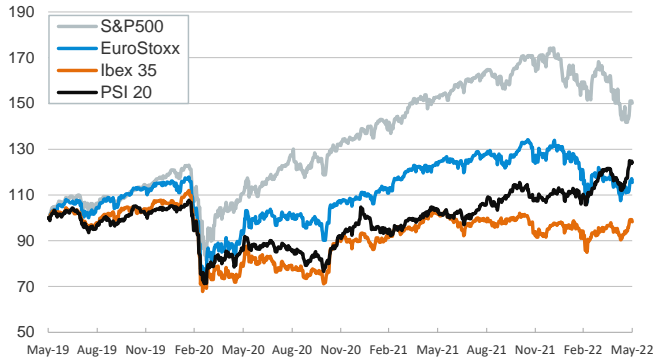


- ▶ Inflation and monetary policy continued to center financial markets' stage in yesterday's session. Euro area HICP surprised again to the upside and reinforced the views of those in the ECB Governing Council pushing for a 50bp interest rate hike in July.
- ▶ Headline inflation rose in May by 0.7pp to an all-time high of 8.1% and core inflation increased from 3.5% to 3.8%. In the US, Fed Governor Christopher Waller pushed back expectations of a pause after summer in the Fed interest rate hikes and urged for 50bp hikes at every meeting until inflation is decisively curved.
- ▶ In this context, yields on sovereign bonds surged in both sides of the Atlantic and stock indices declined. In FX markets, the US dollar strengthened against most currencies and the euro fluctuated above \$1.07.
- ▶ Today the focus will be on May's final manufacturing PMI figures.

Interest Rates (%)	5/31	5/30	Daily Change (basis points)	Weekly Change (basis points)	YTD (basis points)	YoY Change (basis points)
Eurozone						
ECB - Official Interest Rate (Refi)	0.00	0.00	0	0	0	0
€STR	-0.59	-0.59	0	0	0	-3
Swap €STR (10Y)	1.55	1.49	7	17	146	160
3 months (Euribor)	-0.34	-0.35	2	2	23	21
12 months (Euribor)	0.39	0.36	3	3	89	88
Germany - 2-Year Bond	0.50	0.45	5	12	112	116
Germany - 10-Year Bond	1.12	1.06	7	16	130	130
France - 10-Year Bond	1.64	1.56	7	14	144	146
Spain - 10-Year Bond	2.23	2.13	9	14	166	176
Portugal - 10-Year Bond	2.26	2.17	9	13	179	179
Italy - 10-Year Bond	3.12	2.99	12	14	195	222
Risk premium - Spain (10Y)	110	108	3	-2	36	46
Risk premium - Portugal (10Y)	114	111	2	-3	50	49
Risk premium - Italy (10Y)	199	194	5	-1	65	92
US						
Fed - Upper Bound	1.00	1.00	0	0	75	75
3 months (Libor)	1.58	1.58	0	5	137	145
12 months (Libor)	2.70	2.70	0	1	212	245
2-Year Bond	2.56	2.48	8	8	183	241
10-Year Bond	2.84	2.74	10	9	133	123
Stock Markets						
	5/31	5/30	Daily Change (%)	Weekly Change (%)	YTD (%)	YoY Change (%)
CaixaBank	3.37	3.40	-1.0	2.5	39.5	18.1
Ibex 35	8852	8931	-0.9	2.6	1.6	-3.7
PSI 20	6258	6295	-0.6	2.1	12.4	19.9
MIB	24505	24809	-1.2	2.6	-10.4	-3.2
DAX	14388	14576	-1.3	3.4	-9.4	-7.6
CAC 40	6469	6562	-1.4	3.4	-9.6	-0.3
Eurostoxx50	3789	3842	-1.4	3.9	-11.8	-6.9
FTSE 100	7608	7600	0.1	1.6	3.0	7.4
S&P 500	4132	4158	-0.6	4.8	-13.3	-1.7
Nasdaq	12081	12131	-0.4	7.3	-22.8	-12.0
Nikkei 225	27280	27369	-0.3	2.0	-5.3	-5.3
MSCI Emerging Index	1078	1065	1.2	6.0	-12.5	-22.5
MSCI Emerging Asia	577	568	1.5	6.5	-13.4	-24.1
MSCI Emerging Latin America	2463	2469	-0.3	2.8	15.7	-5.8
Shanghai	3186	3149	1.2	3.8	-12.5	-12.1
VIX Index	26.19	26.54	-1.3	-11.1	52.1	46.3
Currencies						
	5/31	5/30	Daily Change (%)	Weekly Change (%)	YTD (%)	YoY Change (%)
EUR/USD	1.073	1.078	-0.4	0.0	-5.6	-12.1
EUR/GBP	0.85	0.85	0.0	-0.6	1.2	-1.3
EUR/CHF	1.03	1.03	-0.2	-0.2	-0.8	-6.0
USD/JPY	128.67	127.59	0.8	1.5	11.8	17.5
USD/CNY	6.67	6.66	0.2	0.3	5.0	4.6
USD/MXN	19.66	19.54	0.6	-0.9	-4.2	-1.6
Commodities						
	5/31	5/30	Daily Change (%)	Weekly Change (%)	YTD (%)	YoY Change (%)
Global Commodities Index	131.3	133.9	-1.9	-0.4	32.4	39.5
Brent (US\$/barrel)	122.8	121.7	1.0	8.2	57.9	74.9
Dutch TTF Natural Gas (EUR/MWh)	94.0	88.0	6.8	11.2	33.6	261.9
Gold (US\$/ounce)	1837.4	1855.2	-1.0	-1.6	0.4	-3.3

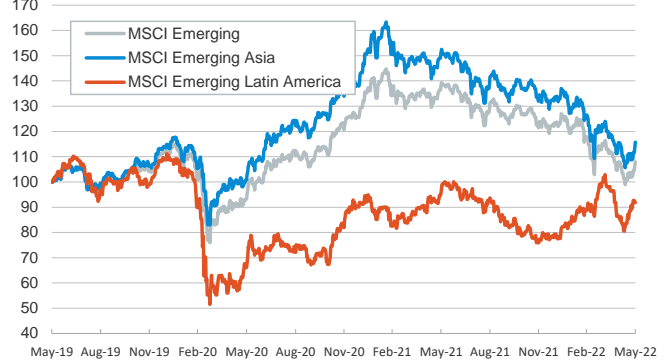
Main advanced stock markets

Index (100=Three years ago)



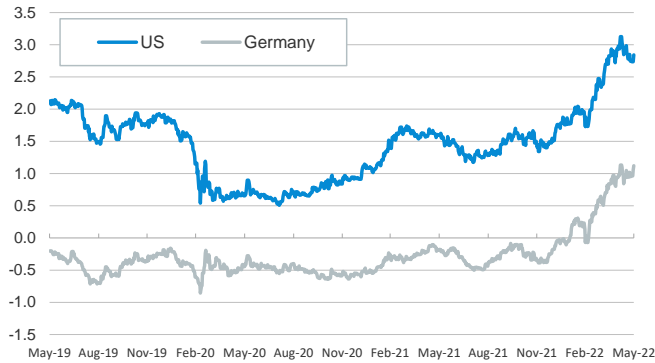
Emerging economies stock markets

Index (100=Three years ago)



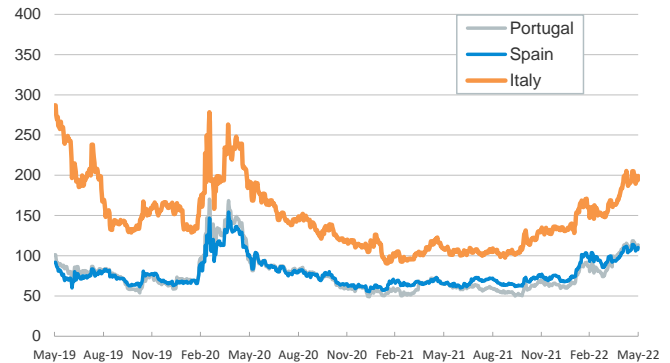
Yield on 10-year public debt: U.S. and Germany

(%)



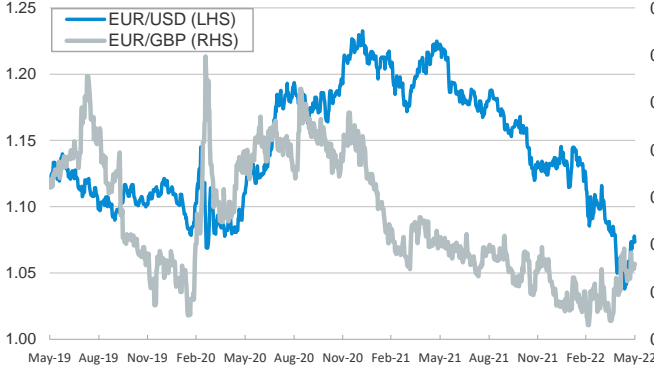
Risk Premium on 10-year debt: Italy, Spain, and Portugal

(basis points)



Exchange rate: Advanced-economy currencies

(Dollars per euro)



Exchange rate: Emerging economies Index

Index (100=Three years ago)



Brent oil price

(US\$/barrel)



Dutch TTF Natural gas price

(€/MWh)



Notice regarding publication of the CaixaBank "Daily Report".

The "Daily Report" is a publication by CaixaBank Research that contains information and opinions from sources considered to be reliable. This document is for informative purposes only and CaixaBank is not liable in any way for any use made thereof. The opinions and estimates are those of the CaixaBank Research and are liable to change without prior notice.