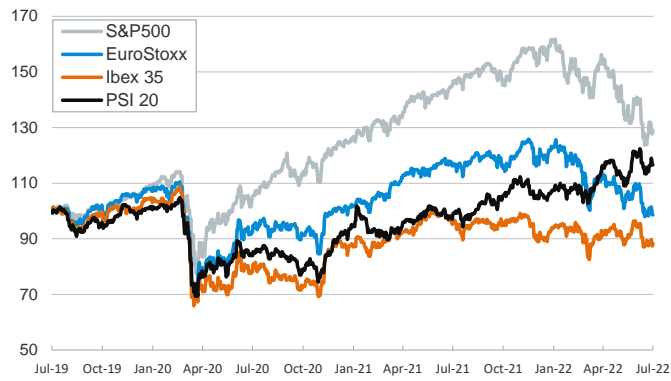


- ▶ Fears of an economic recession with persistent inflationary pressures continued to weight on investors' sentiment on Friday, following somewhat feeble economic survey data in the US (the ISM manufacturing slowed down from 56.1 to 53.0 in June) and another increase in eurozone HICP inflation (from 8.1% y/y to 8.6% y/y in June).
- ▶ Sovereign bond yields continued to edge lower, down by 13 bp to 2.9% for the US 10-year bond and by 10 bp to 1.2% for the German bund. Spreads across the eurozone periphery also narrowed. In addition, equity prices rose in the US but were mixed across Europe. The USD strengthened against the EUR.
- ▶ This week, both the Fed (Wednesday) and the ECB (Thursday) will release the minutes of their June meetings. On the data front, the US employment report for June will be published on Friday. Today markets are closed in the US due to a public holiday.

Interest Rates (%)	7/1	6/30	Daily Change (basis points)	Weekly Change (basis points)	YTD (basis points)	YoY Change (basis points)
<b>Eurozone</b>						
ECB - Official Interest Rate (Refi)	0,00	0,00	0	0	0	0
€STR	-0,58	-0,59	1	0	1	-2
Swap €STR (10Y)	1,80	1,89	-9	-16	170	187
3 months (Euribor)	-0,18	-0,20	2	4	40	37
12 months (Euribor)	0,96	1,04	-8	-1	146	145
Germany - 2-Year Bond	0,52	0,65	-13	-30	114	119
Germany - 10-Year Bond	1,23	1,34	-10	-21	141	147
France - 10-Year Bond	1,79	1,91	-12	-17	160	170
Spain - 10-Year Bond	2,27	2,42	-15	-28	171	190
Portugal - 10-Year Bond	2,27	2,42	-15	-25	181	192
Italy - 10-Year Bond	3,08	3,26	-18	-36	191	231
Risk premium - Spain (10Y)	104	109	-5	-7	30	44
Risk premium - Portugal (10Y)	104	108	-4	-4	40	46
Risk premium - Italy (10Y)	185	192	-7	-15	50	84
<b>US</b>						
Fed - Upper Bound	1,75	1,75	0	0	150	150
3 months (Libor)	2,29	2,29	0	6	208	215
12 months (Libor)	3,56	3,62	-6	2	298	332
2-Year Bond	2,83	2,95	-12	-23	210	260
10-Year Bond	2,88	3,01	-13	-25	137	146
<b>Stock Markets</b>						
	7/1	6/30	Daily Change (%)	Weekly Change (%)	YTD (%)	YoY Change (%)
CaixaBank	3,31	3,32	-0,1	-2,5	37,2	29,4
Ibex 35	8176	8099	1,0	-0,8	-6,2	-8,2
PSI 20	6052	6045	0,1	0,4	8,7	17,6
MIB	21355	21294	0,3	-3,5	-21,9	-15,5
DAX	12813	12784	0,2	-2,3	-19,3	-18,1
CAC 40	5931	5923	0,1	-2,3	-17,1	-9,5
Eurostoxx50	3448	3455	-0,2	-2,4	-19,8	-15,6
FTSE 100	7169	7169	0,0	-0,6	-2,9	0,6
S&P 500	3825	3785	1,1	-2,2	-19,7	-12,1
Nasdaq	11128	11029	0,9	-4,1	-28,9	-24,0
Nikkei 225	25936	26393	-1,7	-2,1	-9,9	-9,9
MSCI Emerging Index	993	1001	-0,8	-1,8	-19,4	-26,7
MSCI Emerging Asia	541	546	-0,8	-2,0	-18,8	-26,6
MSCI Emerging Latin America	2024	2041	-0,9	-1,3	-5,0	-22,7
Shanghai	3388	3399	-0,3	1,1	-6,9	-3,7
VIX Index	26,70	28,71	-7,0	-1,9	55,1	77,2
<b>Currencies</b>						
	7/1	6/30	Daily Change (%)	Weekly Change (%)	YTD (%)	YoY Change (%)
EUR/USD	1,041	1,048	-0,7	-1,3	-8,4	-12,2
EUR/GBP	0,86	0,86	0,1	0,2	2,4	0,4
EUR/CHF	1,00	1,00	0,0	-1,0	-3,5	-8,4
USD/JPY	135,21	135,72	-0,4	0,0	17,5	21,8
USD/CNY	6,70	6,70	0,0	0,2	5,4	3,5
USD/MXN	20,26	20,12	0,7	2,0	-1,3	2,5
<b>Commodities</b>						
	7/1	6/30	Daily Change (%)	Weekly Change (%)	YTD (%)	YoY Change (%)
Global Commodities Index	117,1	117,0	0,1	-3,4	18,1	23,3
Brent (US\$/barrel)	111,6	114,8	-2,8	-1,3	43,5	47,2
Dutch TTF Natural Gas (EUR/MWh)	147,8	144,5	2,3	15,0	110,1	308,9
Gold (US\$/ounce)	1811,4	1807,3	0,2	-0,8	-1,0	1,4

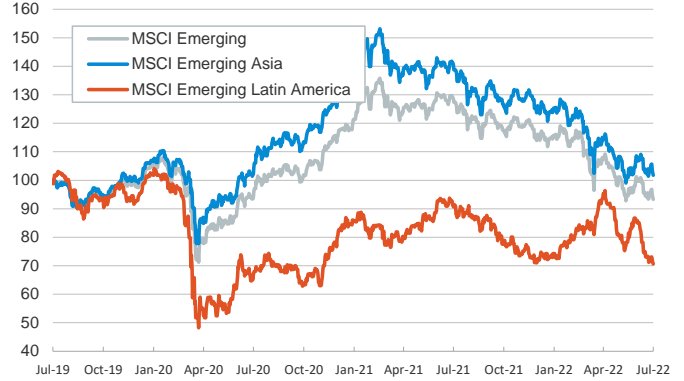
**Main advanced stock markets**

Index (100=Three years ago)



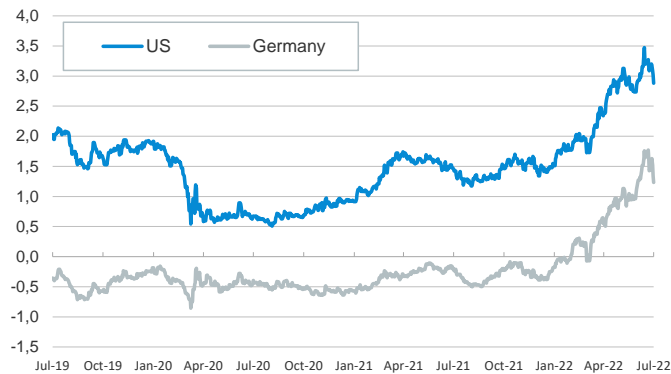
**Emerging economies stock markets**

Index (100=Three years ago)



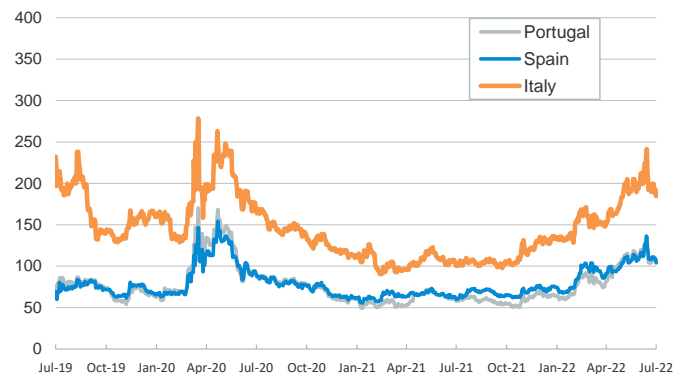
**Yield on 10-year public debt: U.S. and Germany**

(%)



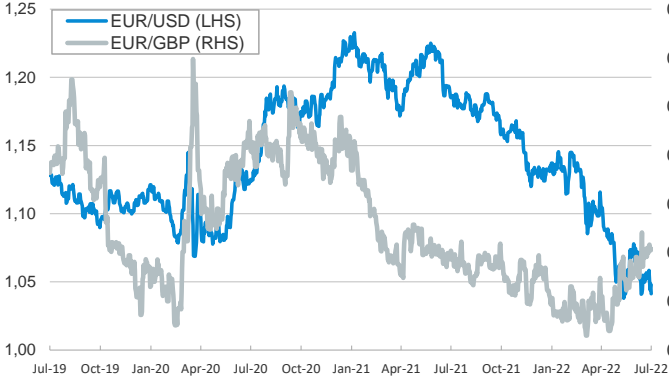
**Risk Premium on 10-year debt: Italy, Spain, and Portugal**

(basis points)



**Exchange rate: Advanced-economy currencies**

(Dollars per euro)



(GBP per euro)

**Exchange rate: Emerging economies Index**

Index (100=Three years ago)



**Brent oil price**

(US\$/barrel)



**Dutch TTF Natural gas price**

(€/MWh)



Notice regarding publication of the CaixaBank "Daily Report".

The "Daily Report" is a publication by CaixaBank Research that contains information and opinions from sources considered to be reliable. This document is for informative purposes only and CaixaBank is not liable in any way for any use made thereof. The opinions and estimates are those of the CaixaBank Research and are liable to change without prior notice.