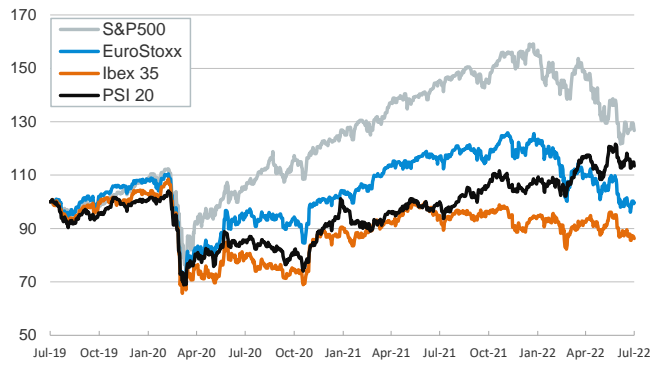


- ▶ In yesterday's session, investors' concerns of a decelerating economy spiked after worse-than-expected sentiment data in Germany and the euro area and comments from Richmond Federal Reserve President Thomas Barkin.
- ▶ In particular, Barkin said he sees signs of softening in economic activity while expecting inflation to come down "not immediately, not suddenly and not predictably".
- ▶ In this context, stock indices fell in the US and were mixed in the euro area. In fixed-income markets, sovereign yields declined in both sides of the Atlantic, particularly so in Europe, and peripheral spreads ticked up. Elsewhere, Brent oil prices declined below \$100 per barrel amid recessionary fears and the US dollar reached almost parity vs the euro.
- ▶ Today, the focus will be on June CPI data for the US, for which the Bloomberg consensus expects a 0.2pp increase to 8.8% y/y. Earlier this morning INE confirmed June CPI inflation figure for Spain at 10.2% y/y.

Interest Rates (%)	7/12	7/11	Daily Change (basis points)	Weekly Change (basis points)	YTD (basis points)	YoY Change (basis points)
Eurozone						
ECB - Official Interest Rate (Refi)	0.00	0.00	0	0	0	0
€STR	-0.58	-0.58	0	0	1	-1
Swap €STR (10Y)	1.68	1.80	-11	-10	159	181
3 months (Euribor)	-0.06	-0.07	1	9	51	49
12 months (Euribor)	0.93	0.97	-4	-1	143	142
Germany - 2-Year Bond	0.36	0.44	-9	-8	97	103
Germany - 10-Year Bond	1.13	1.25	-11	-5	131	143
France - 10-Year Bond	1.73	1.86	-13	-5	154	169
Spain - 10-Year Bond	2.23	2.34	-11	-6	166	191
Portugal - 10-Year Bond	2.24	2.34	-10	-5	177	194
Italy - 10-Year Bond	3.11	3.21	-10	-4	194	239
Risk premium - Spain (10Y)	110	109	1	-1	35	48
Risk premium - Portugal (10Y)	110	109	1	0	46	51
Risk premium - Italy (10Y)	198	196	2	1	63	97
US						
Fed - Upper Bound	1.75	1.75	0	0	150	150
3 months (Libor)	2.46	2.46	0	11	225	233
12 months (Libor)	3.72	3.72	0	13	314	348
2-Year Bond	3.05	3.07	-2	23	232	280
10-Year Bond	2.97	2.99	-2	16	146	155
Stock Markets						
	7/12	7/11	Daily Change (%)	Weekly Change (%)	YTD (%)	YoY Change (%)
CaixaBank	2.70	2.96	-8.6	-12.1	11.9	7.7
Ibex 35	8015	8065	-0.6	0.7	-8.0	-7.8
PSI 20	5921	6001	-1.3	0.7	6.3	13.9
MIB	21486	21568	-0.4	3.8	-21.4	-14.6
DAX	12905	12832	0.6	4.1	-18.8	-18.3
CAC 40	6044	5996	0.8	4.3	-15.5	-7.8
Eurostoxx50	3487	3472	0.4	3.8	-18.9	-14.8
FTSE 100	7210	7197	0.2	2.6	-2.4	1.2
S&P 500	3819	3854	-0.9	-0.3	-19.9	-12.6
Nasdaq	11265	11373	-0.9	-0.5	-28.0	-23.3
Nikkei 225	26337	26812	-1.8	-0.3	-8.5	-8.3
MSCI Emerging Index	967	981	-1.4	-2.4	-21.5	-27.8
MSCI Emerging Asia	526	535	-1.7	-2.9	-21.0	-27.9
MSCI Emerging Latin America	1965	1981	-0.8	-1.1	-7.8	-23.5
Shanghai	3281	3314	-1.0	-3.6	-9.8	-8.0
VIX Index	27.29	26.17	4.3	-0.9	58.5	59.4
Currencies						
	7/12	7/11	Daily Change (%)	Weekly Change (%)	YTD (%)	YoY Change (%)
EUR/USD	1.004	1.004	0.0	-2.2	-11.7	-14.8
EUR/GBP	0.84	0.84	0.0	-1.8	0.3	-1.0
EUR/CHF	0.99	0.99	-0.2	-0.9	-5.0	-8.9
USD/JPY	136.87	137.44	-0.4	0.8	18.9	23.7
USD/CNY	6.72	6.72	0.1	0.1	5.8	4.0
USD/MXN	20.86	20.74	0.6	1.6	1.6	4.0
Commodities						
	7/12	7/11	Daily Change (%)	Weekly Change (%)	YTD (%)	YoY Change (%)
Global Commodities Index	112.0	116.4	-3.8	0.1	12.9	18.5
Brent (US\$/barrel)	99.5	107.1	-7.1	-3.2	27.9	30.1
Dutch TTF Natural Gas (EUR/MWh)	172.6	164.5	4.9	4.6	145.4	386.7
Gold (US\$/ounce)	1726.0	1734.0	-0.5	-2.2	-5.6	-4.5

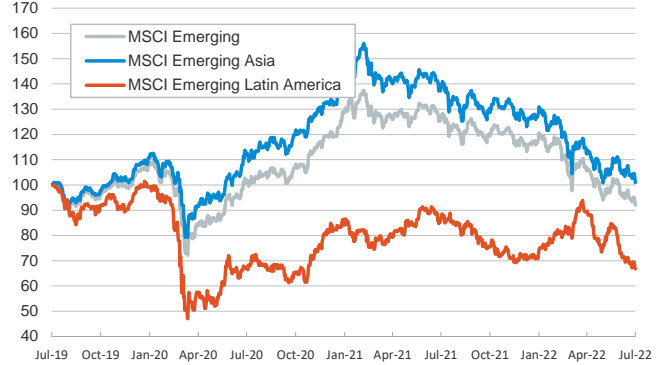
Main advanced stock markets

Index (100=Three years ago)



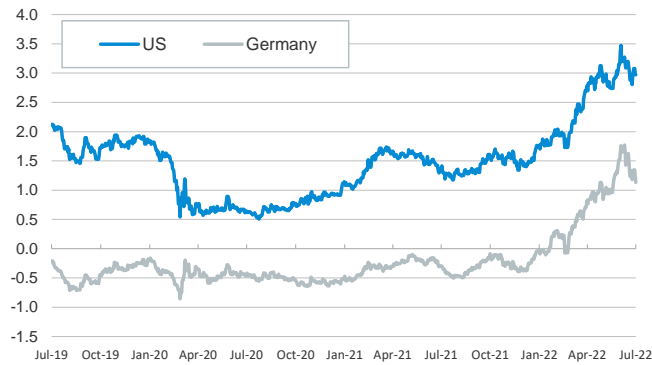
Emerging economies stock markets

Index (100=Three years ago)



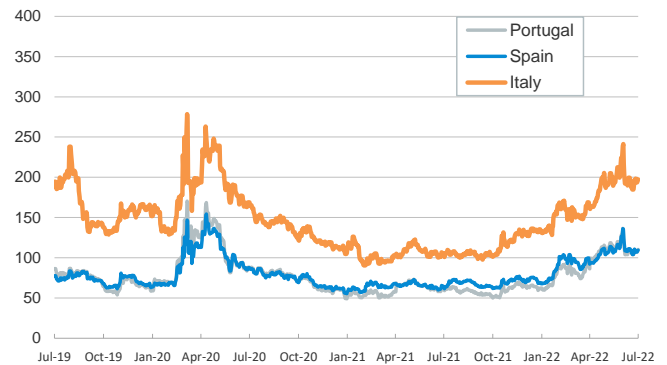
Yield on 10-year public debt: U.S. and Germany

(%)



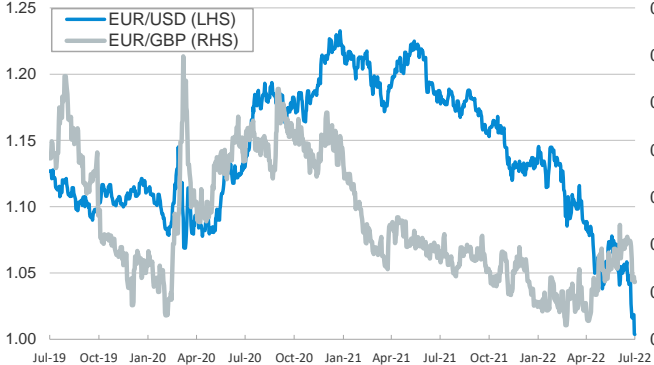
Risk Premium on 10-year debt: Italy, Spain, and Portugal

(basis points)



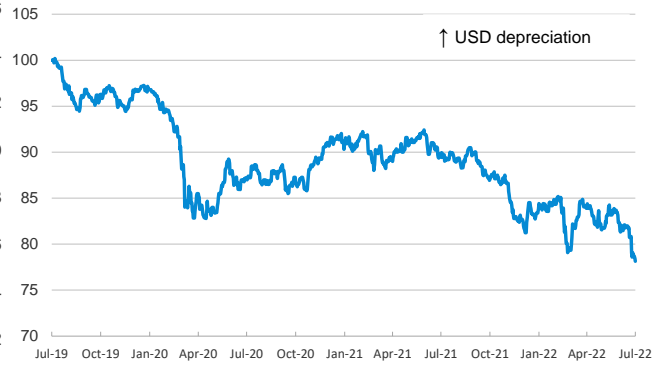
Exchange rate: Advanced-economy currencies

(Dollars per euro)



Exchange rate: Emerging economies Index

Index (100=Three years ago)



Brent oil price

(US\$/barrel)



Dutch TTF Natural gas price

(€/MWh)



Notice regarding publication of the CaixaBank "Daily Report".

The "Daily Report" is a publication by CaixaBank Research that contains information and opinions from sources considered to be reliable. This document is for informative purposes only and CaixaBank is not liable in any way for any use made thereof. The opinions and estimates are those of the CaixaBank Research and are liable to change without prior notice.