

- ▶ Risk aversion continued to set the tone during a volatile session on Thursday, with the focus turning to the risk of persistency of inflationary pressures and a new round of hawkish commentary from various central bank officials.
- ▶ On the data front, HICP inflation surprised to the upside in Germany, up to 10.9% y/y in September (from 8.8%), which more than compensated the slowdown in the Spanish figure (HICP up by 9.3% after 10.5%) ahead of the release of the eurozone aggregate today. In the US, new jobless claims surprised with another weekly decline.
- ▶ ECB officials on Thursday throw their support for another big interest rate hike at the next policy meeting in October, comments that lifted the EUR exchange rate. In the UK, the government reiterated its plans to implement tax cuts.
- ▶ In this context, sovereign bond yields continued to march higher while stocks fell further. In commodity markets, the oil price ticked down despite news reporting the OPEC+ may consider supply cuts at its meeting next week.

Interest Rates (%)	9/29	9/28	Daily Change (basis points)	Weekly Change (basis points)	YTD (basis points)	YoY Change (basis points)
Eurozone						
ECB - Official Interest Rate (Refi)	1,25	1,25	0	0	125	125
€STR	0,66	0,66	0	0	125	124
Swap €STR (10Y)	2,89	2,80	9	41	280	290
3 months (Euribor)	1,16	1,19	-3	4	173	171
12 months (Euribor)	2,58	2,62	-4	14	308	307
Germany - 2-Year Bond	1,80	1,86	-5	-4	242	249
Germany - 10-Year Bond	2,18	2,12	6	22	236	238
France - 10-Year Bond	2,79	2,72	8	28	260	264
Spain - 10-Year Bond	3,37	3,30	7	29	281	291
Portugal - 10-Year Bond	3,25	3,19	5	28	278	289
Italy - 10-Year Bond	4,65	4,52	13	48	348	379
Risk premium - Spain (10Y)	119	118	1	7	45	53
Risk premium - Portugal (10Y)	107	107	-1	6	43	51
Risk premium - Italy (10Y)	246	240	7	27	112	141

US

Fed - Upper Bound	3,25	3,25	0	0	300	300
3 months (Libor)	3,67	3,67	0	3	346	354
12 months (Libor)	4,78	4,78	0	-2	420	454
2-Year Bond	4,19	4,13	6	7	346	391
10-Year Bond	3,79	3,73	6	8	228	230

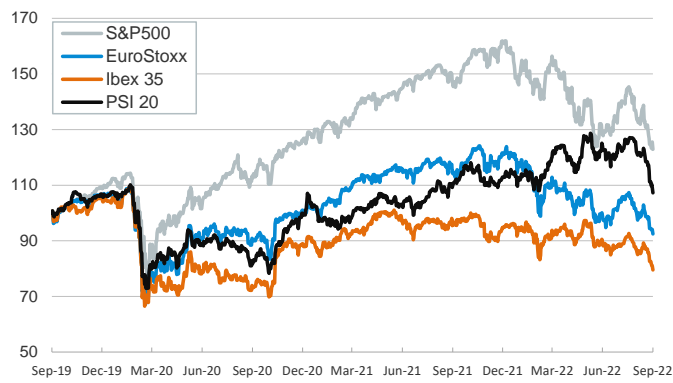
Stock Markets	9/29	9/28	Daily Change (%)	Weekly Change (%)	YTD (%)	YoY Change (%)
CaixaBank	3,30	3,35	-1,5	-7,5	36,7	23,0
Ibex 35	7300	7442	-1,9	-6,1	-16,2	-17,0
PSI 20	5292	5385	-1,7	-6,8	-5,0	-3,1
MIB	20353	20853	-2,4	-6,6	-25,6	-20,8
DAX	11976	12183	-1,7	-4,4	-24,6	-21,5
CAC 40	5677	5765	-1,5	-4,1	-20,6	-12,9
Eurostoxx50	3279	3335	-1,7	-4,3	-23,7	-19,0
FTSE 100	6882	7005	-1,8	-3,9	-6,8	-2,9
S&P 500	3640	3719	-2,1	-3,1	-23,6	-15,5
Nasdaq	10738	11052	-2,8	-3,0	-31,4	-25,7
Nikkei 225	26422	26174	0,9	-2,7	-8,2	-10,3
MSCI Emerging Index	873	876	-0,3	-5,3	-29,1	-30,3
MSCI Emerging Asia	464	466	-0,3	-5,4	-30,3	-31,1
MSCI Emerging Latin America	2027	2049	-1,1	-7,7	-4,8	-9,0
Shanghai	3041	3045	-0,1	-2,2	-16,4	-14,8
VIX Index	31,84	30,18	5,5	16,4	84,9	37,6

Currencies	9/29	9/28	Daily Change (%)	Weekly Change (%)	YTD (%)	YoY Change (%)
EUR/USD	0,982	0,974	0,8	-0,2	-13,7	-15,2
EUR/GBP	0,88	0,89	-1,2	1,0	4,9	2,7
EUR/CHF	0,96	0,95	0,8	-0,4	-7,7	-11,2
USD/JPY	144,46	144,16	0,2	1,5	25,5	29,8
USD/CNY	7,12	7,20	-1,0	0,7	12,1	10,6
USD/MXN	20,17	20,13	0,2	1,1	-1,8	-2,3

Commodities	9/29	9/28	Daily Change (%)	Weekly Change (%)	YTD (%)	YoY Change (%)
Global Commodities Index	112,6	112,8	-0,2	-3,0	13,5	11,7
Brent (US\$/barrel)	88,5	89,3	-0,9	-2,2	13,8	12,7
Dutch TTF Natural Gas (EUR/MWh)	187,7	207,2	-9,4	0,1	166,8	91,9
Gold (US\$/ounce)	1660,5	1660,0	0,0	-0,6	-9,2	-5,5

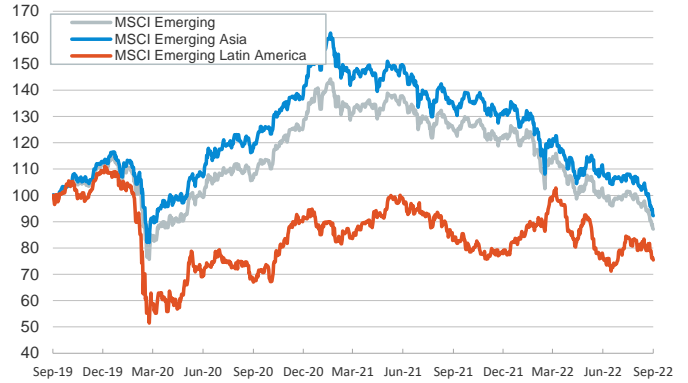
Main advanced stock markets

Index (100=Three years ago)



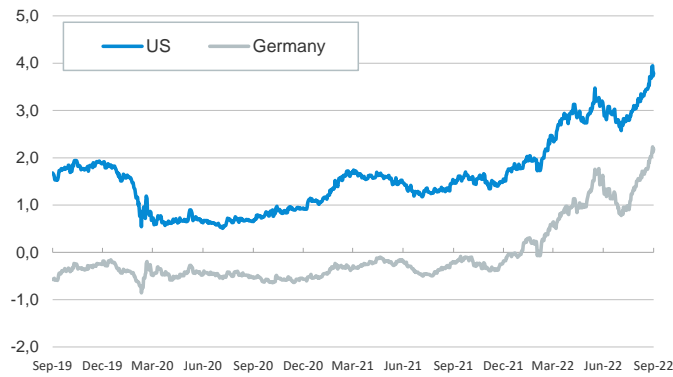
Emerging economies stock markets

Index (100=Three years ago)



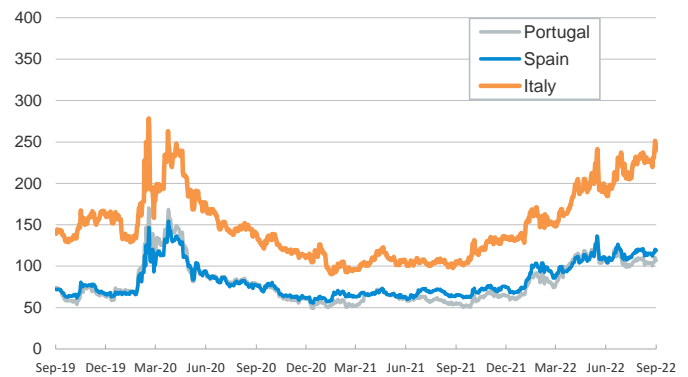
Yield on 10-year public debt: U.S. and Germany

(%)



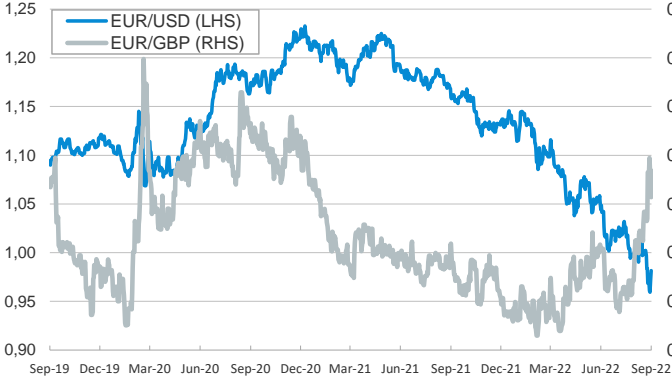
Risk Premium on 10-year debt: Italy, Spain, and Portugal

(basis points)



Exchange rate: Advanced-economy currencies

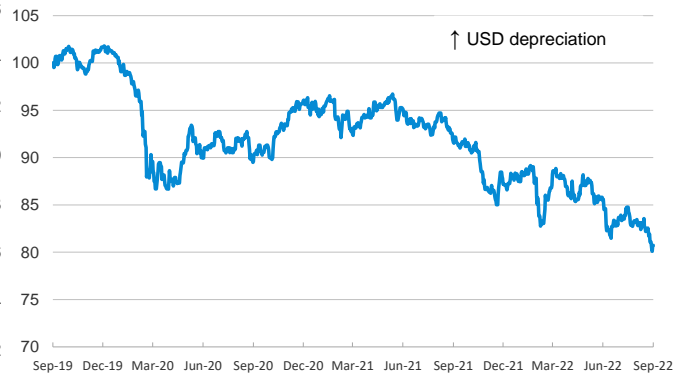
(Dollars per euro)



(GBP per euro)

Exchange rate: Emerging economies Index

Index (100=Three years ago)



Brent oil price

(US\$/barrel)



Dutch TTF Natural gas price

(€/MWh)



Notice regarding publication of the CaixaBank "Daily Report".

The "Daily Report" is a publication by CaixaBank Research that contains information and opinions from sources considered to be reliable. This document is for informative purposes only and CaixaBank is not liable in any way for any use made thereof. The opinions and estimates are those of the CaixaBank Research and are liable to change without prior notice.