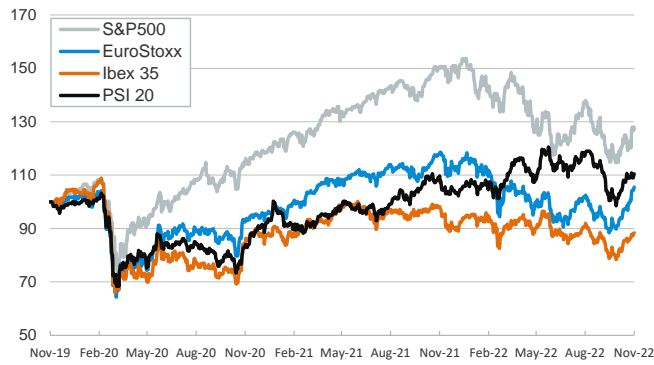


- ▶ In yesterday's session, financial markets' expectation of a much more tightened monetary policy stance eased, as producer price data in the US increased by less than expected in October (0.2% and 0.0% m/m the overall and core indices). Also, speeches from ECB and Fed members favored slowing down the pace of rate hikes.
- ▶ Still on the data front, in Germany investors morale rose more than expected in November, according to the ZEW index which rose from -59.2 to -36.7 points. On the political front, Donald Trump announced that he is going to be a candidate for the Republican party in the primary race for the next US Presidential elections.
- ▶ In this context, yields on sovereign bonds declined in the euro area and in the US favoring a rally in stock indices. In commodity markets, the price of European natural gas rose after two missiles exploded in Poland, a NATO nation, rising the possibility of a further escalation of the conflict if investigations prove the Russian origin of the explosives.

Interest Rates (%)	11/15	11/14	Daily Change (basis points)	Weekly Change (basis points)	YTD (basis points)	YoY Change (basis points)
Eurozone						
ECB - Official Interest Rate (Refi)	2.00	2.00	0	0	200	200
€STR	1.40	1.40	0	0	199	197
Swap €STR (10Y)	2.56	2.61	-5	-23	247	280
3 months (Euribor)	1.80	1.79	0	0	237	234
12 months (Euribor)	2.85	2.87	-2	1	335	335
Germany - 2-Year Bond	2.17	2.22	-5	-15	279	292
Germany - 10-Year Bond	2.11	2.15	-4	-17	229	257
France - 10-Year Bond	2.60	2.65	-6	-20	240	272
Spain - 10-Year Bond	3.12	3.20	-7	-19	256	289
Portugal - 10-Year Bond	3.05	3.12	-7	-20	258	293
Italy - 10-Year Bond	4.05	4.17	-12	-33	288	350
Risk premium - Spain (10Y)	102	105	-4	-2	27	32
Risk premium - Portugal (10Y)	94	97	-3	-2	30	36
Risk premium - Italy (10Y)	194	203	-8	-16	60	93
US						
Fed - Upper Bound	4.00	4.00	0	0	375	375
3 months (Libor)	4.65	4.64	1	6	444	452
12 months (Libor)	5.46	5.48	-2	-18	488	522
2-Year Bond	4.34	4.39	-5	-31	361	412
10-Year Bond	3.77	3.85	-8	-35	226	245
Stock Markets						
	11/15	11/14	Daily Change (%)	Weekly Change (%)	YTD (%)	YoY Change (%)
CaixaBank	3.23	3.17	2.1	-1.6	33.9	22.6
Ibex 35	8188	8167	0.3	2.4	-6.0	-7.6
PSI 20	5818	5780	0.7	0.8	4.5	12.9
MIB	24700	24597	0.4	4.2	-9.7	-5.5
DAX	14379	14313	0.5	5.0	-9.5	-8.7
CAC 40	6642	6609	0.5	3.1	-7.1	-2.5
Eurostoxx50	3915	3888	0.7	4.7	-8.9	-6.3
FTSE 100	7369	7385	-0.2	0.9	-0.2	3.3
S&P 500	3992	3957	0.9	4.3	-16.2	-9.9
Nasdaq	11358	11196	1.4	7.0	-27.4	-23.6
Nikkei 225	27990	27963	0.1	0.4	-2.8	0.6
MSCI Emerging Index	961	940	2.2	6.7	-22.0	-25.8
MSCI Emerging Asia	512	497	3.0	9.1	-23.2	-26.9
MSCI Emerging Latin America	2247	2251	-0.2	-3.2	5.5	-9.0
Shanghai	3134	3083	1.6	2.3	-13.9	-10.3
VIX Index	24.54	23.73	3.4	-3.9	42.5	46.8
Currencies						
	11/15	11/14	Daily Change (%)	Weekly Change (%)	YTD (%)	YoY Change (%)
EUR/USD	1.035	1.033	0.2	2.7	-9.0	-11.8
EUR/GBP	0.87	0.88	-0.7	-0.1	3.7	2.9
EUR/CHF	0.98	0.97	0.3	-1.6	-5.8	-9.5
USD/JPY	139.28	139.89	-0.4	-4.4	21.0	26.3
USD/CNY	7.05	7.07	-0.3	-2.6	10.8	8.6
USD/MXN	19.37	19.35	0.1	-0.8	-5.6	-3.5
Commodities						
	11/15	11/14	Daily Change (%)	Weekly Change (%)	YTD (%)	YoY Change (%)
Global Commodities Index	117.5	116.6	0.8	1.0	18.5	26.2
Brent (US\$/barrel)	93.9	93.1	0.8	-1.6	20.7	36.0
Dutch TTF Natural Gas (EUR/MWh)	124.1	113.7	9.1	5.0	76.4	190.1
Gold (US\$/ounce)	1778.9	1771.4	0.4	3.9	-2.7	2.8

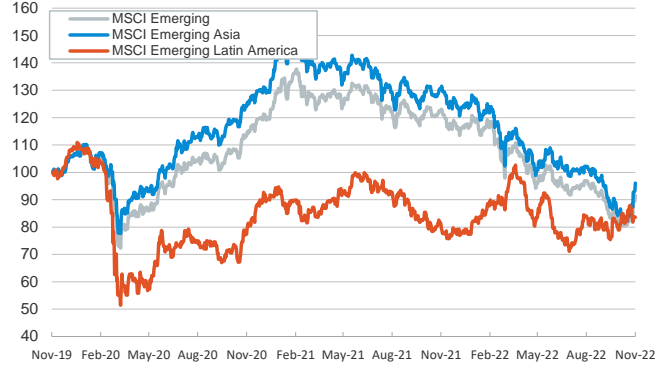
Main advanced stock markets

Index (100=Three years ago)



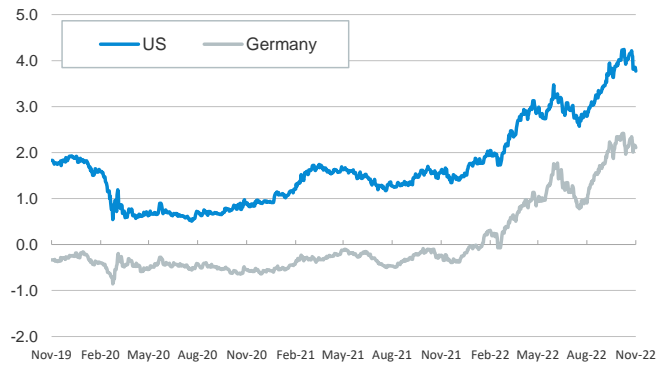
Emerging economies stock markets

Index (100=Three years ago)



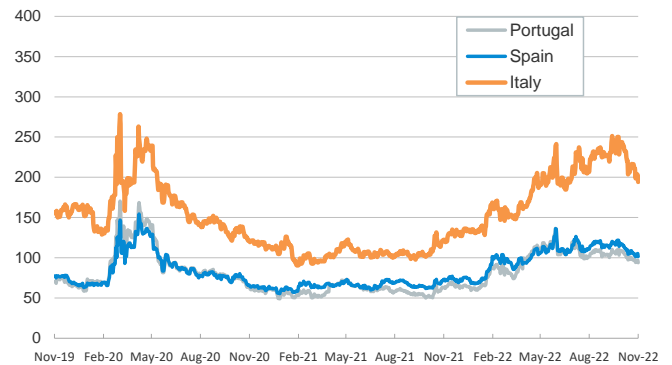
Yield on 10-year public debt: U.S. and Germany

(%)



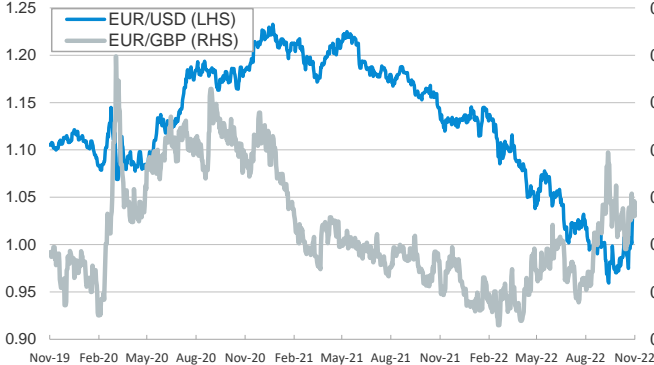
Risk Premium on 10-year debt: Italy, Spain, and Portugal

(basis points)



Exchange rate: Advanced-economy currencies

(Dollars per euro)



(GBP per euro)

Exchange rate: Emerging economies Index

Index (100=Three years ago)



Brent oil price

(US\$/barrel)



Dutch TTF Natural gas price

(€/MWh)



Notice regarding publication of the CaixaBank "Daily Report".

The "Daily Report" is a publication by CaixaBank Research that contains information and opinions from sources considered to be reliable. This document is for informative purposes only and CaixaBank is not liable in any way for any use made thereof. The opinions and estimates are those of the CaixaBank Research and are liable to change without prior notice.