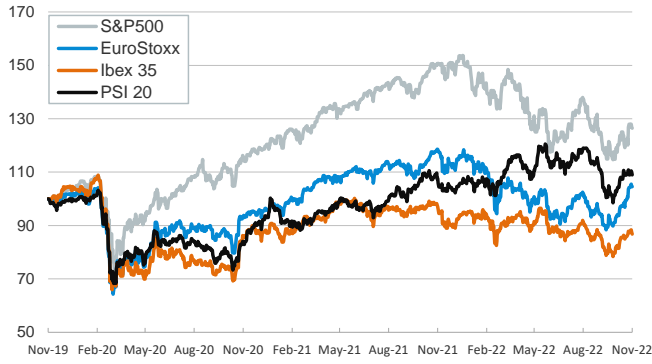


- ▶ In yesterday's session, monetary policy took center stage again as US Federal Reserve comments pointed to a higher terminal interest rate than anticipated by financial markets. Investors priced in these comments and yields on sovereign bonds rose in the euro area and, especially, in the US.
- ▶ In particular, St. Louis Fed President James Bullard, known to be one of the hawkish members in the current hiking cycle, said that even with dovish assumptions official interest rates should reach at least 5%.
- ▶ As sovereign yields rose, stock indices declined modestly across the board and the US dollar strengthened against most advanced and emerging currencies (the euro fluctuated below \$1.04).
- ▶ Yesterday we knew that the October HICP headline inflation for the euro area was revised 0.1pp downwards to 10.6%, still a historical maximum far away from the ECB target.

Interest Rates (%)	11/17	11/16	Daily Change (basis points)	Weekly Change (basis points)	YTD (basis points)	YoY Change (basis points)
<b>Eurozone</b>						
ECB - Official Interest Rate (Refi)	2.00	2.00	0	0	200	200
€STR	1.40	1.40	0	0	199	197
Swap €STR (10Y)	2.52	2.45	7	-2	243	253
3 months (Euribor)	1.80	1.80	0	0	237	237
12 months (Euribor)	2.83	2.84	-1	-3	334	332
Germany - 2-Year Bond	2.12	2.10	3	4	274	287
Germany - 10-Year Bond	2.02	2.00	2	1	220	230
France - 10-Year Bond	2.49	2.48	2	0	230	242
Spain - 10-Year Bond	3.03	3.01	2	1	247	260
Portugal - 10-Year Bond	2.96	2.96	0	1	250	262
Italy - 10-Year Bond	3.93	3.93	0	-7	276	301
Risk premium - Spain (10Y)	101	101	0	0	27	30
Risk premium - Portugal (10Y)	94	97	-2	0	30	32
Risk premium - Italy (10Y)	191	193	-3	-8	56	71
<b>US</b>						
Fed - Upper Bound	4.00	4.00	0	0	375	375
3 months (Libor)	4.67	4.67	0	2	446	451
12 months (Libor)	5.46	5.46	0	-17	488	507
2-Year Bond	4.45	4.35	10	12	372	395
10-Year Bond	3.77	3.69	8	-4	226	218
<b>Stock Markets</b>						
	11/17	11/16	Daily Change (%)	Weekly Change (%)	YTD (%)	YoY Change (%)
CaixaBank	3.32	3.28	1.2	4.1	37.5	34.5
Ibex 35	8041	8101	-0.7	-1.1	-7.7	-9.7
PSI 20	5738	5798	-1.0	-1.7	3.0	2.9
MIB	24340	24531	-0.8	-0.2	-11.0	-12.0
DAX	14266	14234	0.2	0.9	-10.2	-12.1
CAC 40	6576	6607	-0.5	0.3	-8.1	-7.9
Eurostoxx50	3878	3883	-0.1	0.8	-9.8	-11.5
FTSE 100	7347	7351	-0.1	-0.4	-0.5	1.2
S&P 500	3947	3959	-0.3	-0.2	-17.2	-16.1
Nasdaq	11145	11184	-0.3	0.3	-28.8	-30.3
Nikkei 225	27931	28028	-0.3	1.8	-3.0	-5.6
MSCI Emerging Index	942	954	-1.3	5.9	-23.5	-26.0
MSCI Emerging Asia	502	509	-1.2	8.2	-24.6	-27.3
MSCI Emerging Latin America	2154	2202	-2.2	-2.1	1.2	3.2
Shanghai	3115	3120	-0.1	2.6	-14.4	-11.5
VIX Index	23.93	24.11	-0.7	1.7	39.0	36.0
<b>Currencies</b>						
	11/17	11/16	Daily Change (%)	Weekly Change (%)	YTD (%)	YoY Change (%)
EUR/USD	1.036	1.040	-0.3	1.5	-8.9	-8.9
EUR/GBP	0.87	0.87	0.1	0.2	3.8	3.7
EUR/CHF	0.99	0.98	0.5	0.3	-4.9	-6.3
USD/JPY	140.20	139.50	0.5	-0.6	21.8	22.7
USD/CNY	7.16	7.10	0.8	-0.4	12.6	12.1
USD/MXN	19.42	19.34	0.4	0.5	-5.4	-6.5
<b>Commodities</b>						
	11/17	11/16	Daily Change (%)	Weekly Change (%)	YTD (%)	YoY Change (%)
Global Commodities Index	115.1	116.8	-1.5	-0.8	16.1	12.3
Brent (US\$/barrel)	89.8	92.9	-3.3	-4.2	15.4	10.5
Dutch TTF Natural Gas (EUR/MWh)	112.6	113.9	-1.2	-0.8	60.0	18.3
Gold (US\$/ounce)	1760.4	1773.9	-0.8	0.3	-3.8	-5.3

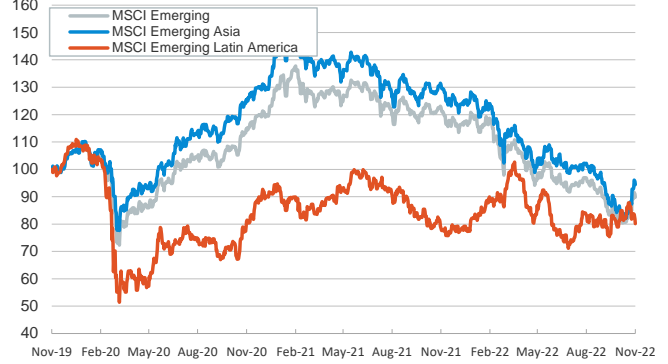
**Main advanced stock markets**

Index (100=Three years ago)



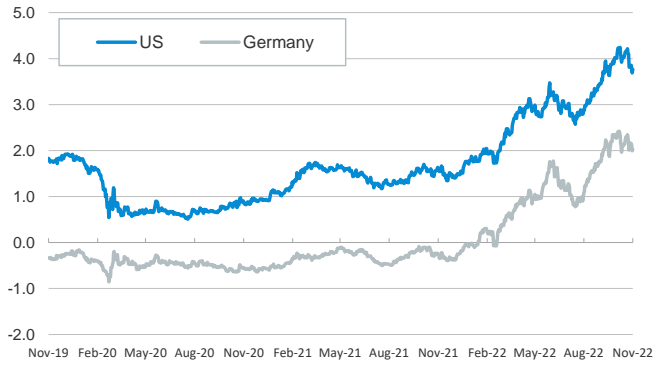
**Emerging economies stock markets**

Index (100=Three years ago)



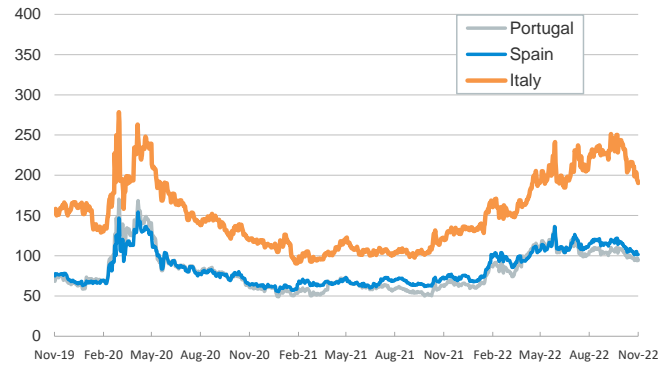
**Yield on 10-year public debt: U.S. and Germany**

(%)



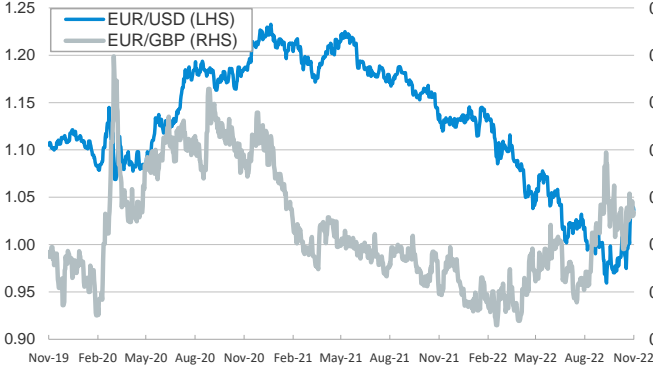
**Risk Premium on 10-year debt: Italy, Spain, and Portugal**

(basis points)



**Exchange rate: Advanced-economy currencies**

(Dollars per euro)



(GBP per euro)

**Exchange rate: Emerging economies Index**

Index (100=Three years ago)



**Brent oil price**

(US\$/barrel)



**Dutch TTF Natural gas price**

(€/MWh)



Notice regarding publication of the CaixaBank "Daily Report".

The "Daily Report" is a publication by CaixaBank Research that contains information and opinions from sources considered to be reliable. This document is for informative purposes only and CaixaBank is not liable in any way for any use made thereof. The opinions and estimates are those of the CaixaBank Research and are liable to change without prior notice.