

- ▶ Financial markets extended gains during a session characterized by low trading volumes, due to the Thanksgiving holiday in the US. The key theme remained expectations for a slowdown in the pace of monetary policy tightening by major central banks, after a dovish reading of the accounts of the last Fed meeting.
- ▶ The minutes of the last ECB meeting also revealed that “a few” officials favored a smaller rate increase in October but that, at the end, 75 bp were judged to be appropriate in view of the protracted period of high inflation. In this vein, ECB Board member Isabel Schnabel argued yesterday that it may be premature to reduce the pace of rate hikes.
- ▶ In this context, equity prices ticked higher while sovereign bond yields fell, more notably for the eurozone periphery, sending the risk premium in the 10-year Italian bond (versus Germany) near 180 bp, the lowest level since the spring.
- ▶ Elsewhere, oil prices hovered around recent levels while natural gas prices fell modestly.

Interest Rates (%)	11/24	11/23	Daily Change (basis points)	Weekly Change (basis points)	YTD (basis points)	YoY Change (basis points)
Eurozone						
ECB - Official Interest Rate (Refi)	2,00	2,00	0	0	200	200
€STR	1,41	1,41	0	0	200	198
Swap €STR (10Y)	2,33	2,42	-9	-19	224	231
3 months (Euribor)	1,91	1,90	1	11	248	248
12 months (Euribor)	2,88	2,85	2	4	338	338
Germany - 2-Year Bond	2,11	2,14	-3	-1	273	285
Germany - 10-Year Bond	1,85	1,93	-8	-17	203	210
France - 10-Year Bond	2,29	2,38	-9	-20	210	218
Spain - 10-Year Bond	2,80	2,90	-10	-24	223	229
Portugal - 10-Year Bond	2,73	2,83	-10	-23	226	230
Italy - 10-Year Bond	3,66	3,80	-14	-26	249	261
Risk premium - Spain (10Y)	95	97	-2	-7	21	19
Risk premium - Portugal (10Y)	88	90	-2	-6	24	20
Risk premium - Italy (10Y)	181	187	-6	-9	47	51

US

Fed - Upper Bound	4,00	4,00	0	0	375	375
3 months (Libor)	4,76	4,76	0	8	455	458
12 months (Libor)	5,64	5,64	0	18	506	517
2-Year Bond	4,48	4,48	0	3	375	384
10-Year Bond	3,69	3,69	0	-8	218	206

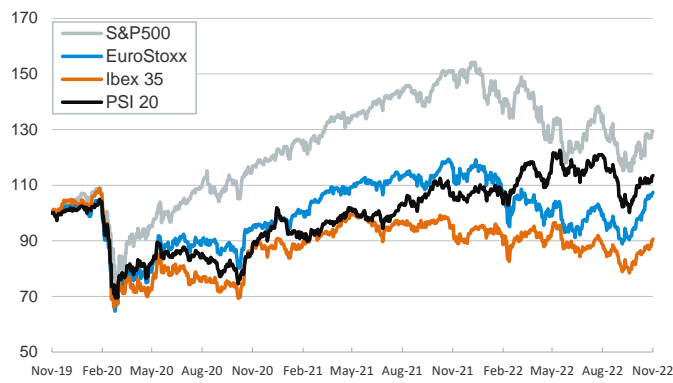
Stock Markets	11/24	11/23	Daily Change (%)	Weekly Change (%)	YTD (%)	YoY Change (%)
CaixaBank	3,55	3,55	-0,1	7,0	47,1	47,7
Ibex 35	8388	8331	0,7	4,3	-3,7	-5,1
PSI 20	5880	5871	0,2	2,5	5,6	5,7
MIB	24731	24581	0,6	1,6	-9,6	-8,7
DAX	14540	14428	0,8	1,9	-8,5	-8,7
CAC 40	6707	6679	0,4	2,0	-6,2	-5,2
Eurostoxx50	3962	3946	0,4	2,2	-7,8	-7,7
FTSE 100	7467	7465	0,0	1,6	1,1	2,1
S&P 500	4027	4027	0,0	2,0	-15,5	-14,3
Nasdaq	11285	11285	0,0	1,3	-27,9	-28,8
Nikkei 225	28383	28116	1,0	1,6	-1,4	-3,8
MSCI Emerging Index	946	932	1,4	0,3	-23,2	-24,6
MSCI Emerging Asia	502	495	1,5	-0,1	-24,6	-26,4
MSCI Emerging Latin America	2212	2156	2,6	2,7	3,8	4,6
Shanghai	3089	3097	-0,2	-0,8	-15,1	-13,8
VIX Index	20,42	20,35	0,3	-14,7	18,6	9,9

Currencies	11/24	11/23	Daily Change (%)	Weekly Change (%)	YTD (%)	YoY Change (%)
EUR/USD	1,041	1,040	0,1	0,5	-8,4	-7,1
EUR/GBP	0,86	0,86	-0,4	-1,6	2,1	2,1
EUR/CHF	0,98	0,98	0,3	-0,5	-5,3	-6,4
USD/JPY	138,54	139,60	-0,8	-1,2	20,4	20,1
USD/CNY	7,15	7,16	-0,1	-0,1	12,5	12,0
USD/MXN	19,38	19,36	0,1	-0,2	-5,6	-10,2

Commodities	11/24	11/23	Daily Change (%)	Weekly Change (%)	YTD (%)	YoY Change (%)
Global Commodities Index	116,5	116,5	0,0	1,2	17,5	12,5
Brent (US\$/barrel)	85,3	85,4	-0,1	-4,9	9,7	3,8
Dutch TTF Natural Gas (EUR/MWh)	123,8	129,6	-4,5	10,0	76,0	32,8
Gold (US\$/ounce)	1755,2	1749,7	0,3	-0,3	-4,0	-1,9

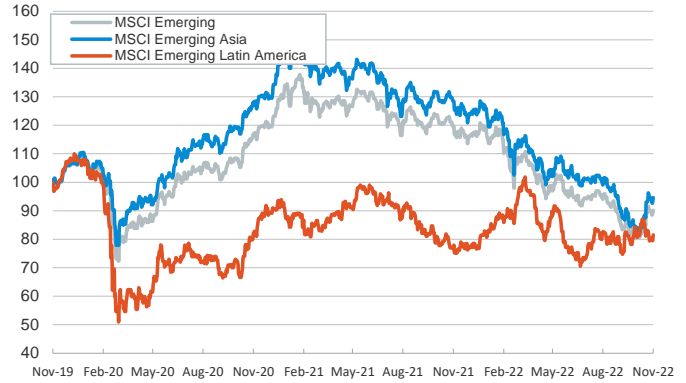
Main advanced stock markets

Index (100=Three years ago)



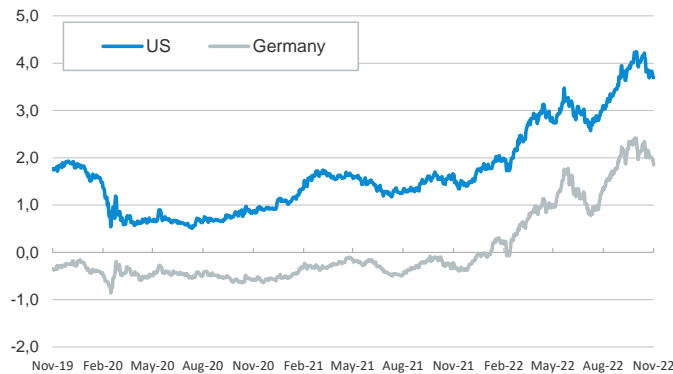
Emerging economies stock markets

Index (100=Three years ago)



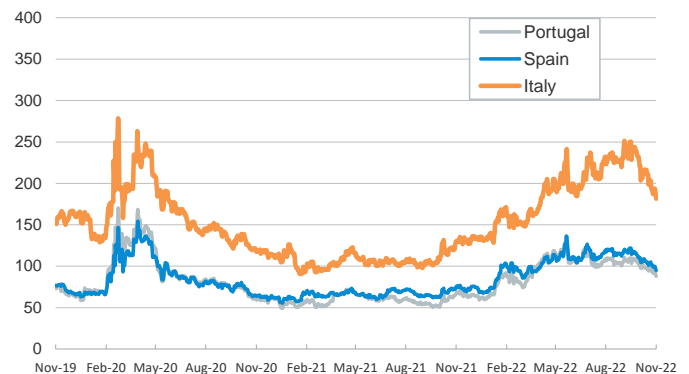
Yield on 10-year public debt: U.S. and Germany

(%)



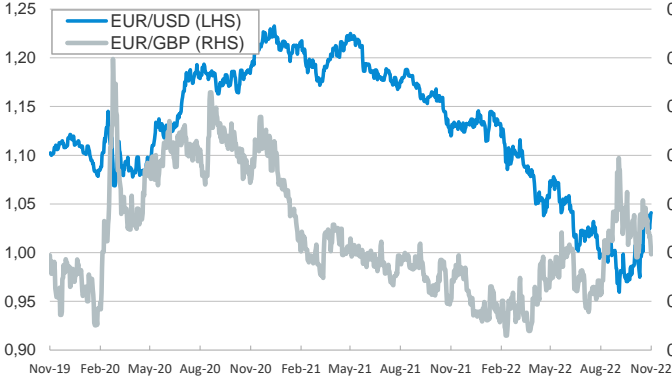
Risk Premium on 10-year debt: Italy, Spain, and Portugal

(basis points)



Exchange rate: Advanced-economy currencies

(Dollars per euro)



(GBP per euro)

Exchange rate: Emerging economies Index

Index (100=Three years ago)



Brent oil price

(US\$/barrel)



Dutch TTF Natural gas price

(€/MWh)



Notice regarding publication of the CaixaBank "Daily Report".

The "Daily Report" is a publication by CaixaBank Research that contains information and opinions from sources considered to be reliable. This document is for informative purposes only and CaixaBank is not liable in any way for any use made thereof. The opinions and estimates are those of the CaixaBank Research and are liable to change without prior notice.