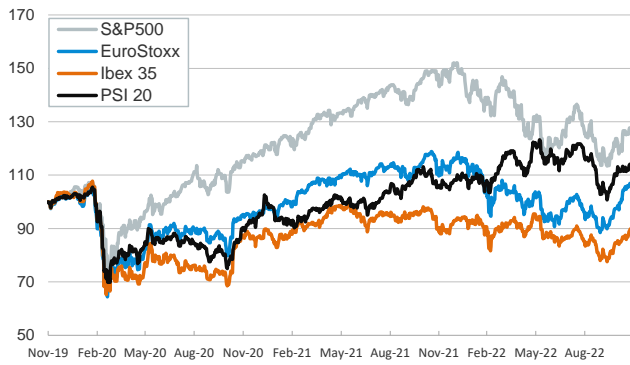


- ▶ Risk aversion continued to dominate in yesterday's session, with the key themes remaining the COVID situation in China and hawkish comments by central bank officials. In the euro area, both Christine Lagarde and Joachim Nagel said that inflation will remain elevated and might not have peaked yet, justifying a tighter monetary policy stance.
- ▶ In the US, several FOMC members pointed at higher interest rates in the coming months. In particular, James Bullard signaled that financial markets might be underestimating the terminal rate (currently below 5.0%) and Lael Brainard said risks around inflation are still tilted to the upside.
- ▶ In this context, yields on sovereign bonds rose in the euro area while remaining broadly flat in the US. Stock indices fell across the globe while the USD appreciated against its peers. Commodity prices hovered around recent levels.
- ▶ This morning we knew that November Spanish inflation declined from 7.3% to 6.8%, pushing yields further down.

Interest Rates (%)	11/28	11/25	Daily Change (basis points)	Weekly Change (basis points)	YTD (basis points)	YoY Change (basis points)
Eurozone						
ECB - Official Interest Rate (Refi)	2.00	2.00	0	0	200	200
€STR	1.40	1.40	0	0	199	198
Swap €STR (10Y)	2.45	2.43	2	-6	235	247
3 months (Euribor)	1.95	1.92	3	14	253	252
12 months (Euribor)	2.89	2.86	3	6	339	340
Germany - 2-Year Bond	2.19	2.20	0	9	281	294
Germany - 10-Year Bond	1.99	1.97	2	0	217	231
France - 10-Year Bond	2.46	2.43	3	0	227	242
Spain - 10-Year Bond	2.99	2.96	4	0	243	257
Portugal - 10-Year Bond	2.92	2.89	3	0	246	257
Italy - 10-Year Bond	3.90	3.85	6	-3	273	293
Risk premium - Spain (10Y)	100	98	2	0	26	26
Risk premium - Portugal (10Y)	93	92	1	0	29	26
Risk premium - Italy (10Y)	191	187	4	-3	56	62
US						
Fed - Upper Bound	4.00	4.00	0	0	375	375
Fed Funds Rate Future (Dec.-23)	4.69	4.69	1	-4	333	344
3 months (Libor)	4.73	4.73	0	4	452	456
12 months (Libor)	5.60	5.60	0	3	502	518
2-Year Bond	4.44	4.45	-1	-11	371	396
10-Year Bond	3.68	3.68	0	-15	217	218
Stock Markets						
	11/28	11/25	Daily Change (%)	Weekly Change (%)	YTD (%)	YoY Change (%)
CaixaBank	3.54	3.58	-1.1	4.6	46.5	54.6
Ibex 35	8323	8417	-1.1	1.6	-4.5	-1.6
PSI 20	5819	5878	-1.0	0.9	4.5	6.5
MIB	24441	24719	-1.1	0.3	-10.6	-6.1
DAX	14383	14541	-1.1	0.0	-9.5	-5.9
CAC 40	6665	6712	-0.7	0.5	-6.8	-1.6
Eurostoxx50	3936	3962	-0.7	0.7	-8.4	-4.2
FTSE 100	7474	7487	-0.2	1.3	1.2	5.1
S&P 500	3964	4026	-1.5	0.4	-16.8	-14.9
Nasdaq	11050	11226	-1.6	0.2	-29.4	-30.0
Nikkei 225	28163	28283	-0.4	0.8	-2.2	-0.4
MSCI Emerging Index	931	941	-1.1	0.0	-24.5	-23.6
MSCI Emerging Asia	495	501	-1.1	0.0	-25.7	-25.3
MSCI Emerging Latin America	2144	2160	-0.7	-1.7	0.6	4.8
Shanghai	3079	3102	-0.7	-0.2	-15.4	-13.6
VIX Index	22.21	20.50	8.3	-0.7	29.0	-3.3
Currencies						
	11/28	11/25	Daily Change (%)	Weekly Change (%)	YTD (%)	YoY Change (%)
EUR/USD	1.034	1.040	-0.5	1.0	-9.1	-8.4
EUR/GBP	0.86	0.86	0.5	-0.2	2.8	1.9
EUR/CHF	0.98	0.98	-0.2	-0.1	-5.4	-5.8
USD/JPY	138.95	139.19	-0.2	-2.2	20.7	22.4
USD/CNY	7.21	7.17	0.6	0.6	13.4	12.8
Commodities						
	11/28	11/25	Daily Change (%)	Weekly Change (%)	YTD (%)	YoY Change (%)
Global Commodities Index	114.4	114.9	-0.5	-0.8	15.4	15.9
Brent (US\$/barrel)	83.2	83.6	-0.5	-4.9	7.0	13.3
TTF Natural Gas-1M Future (€/MWh)	123.3	124.4	-0.9	6.2	75.3	32.4
TTF Natural Gas-Dec.-23 Future (€/MWh)	131.6	133.4	-1.4	3.9	280.1	313.3
Gold (US\$/ounce)	1741.4	1754.9	-0.8	0.2	-4.8	-2.4

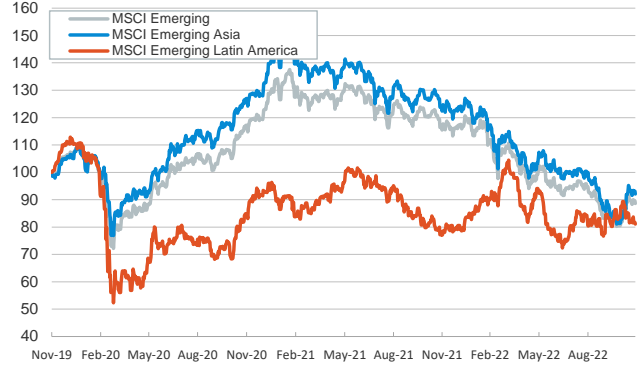
Main advanced stock markets

Index (100=Three years ago)



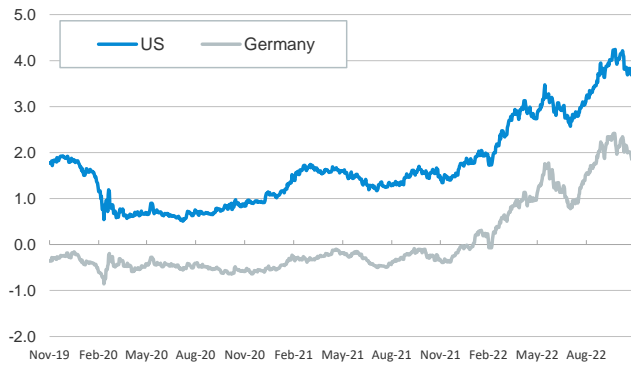
Emerging economies stock markets

Index (100=Three years ago)



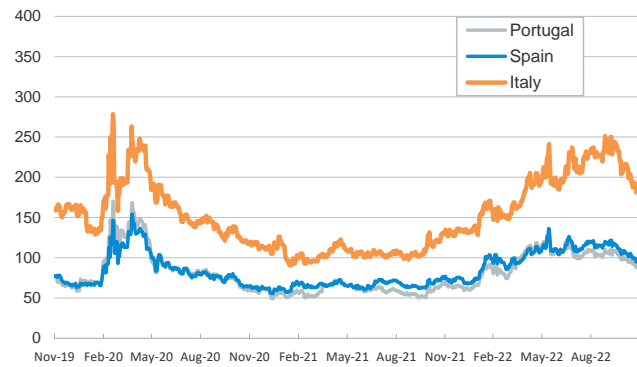
Yield on 10-year public debt: U.S. and Germany

(%)



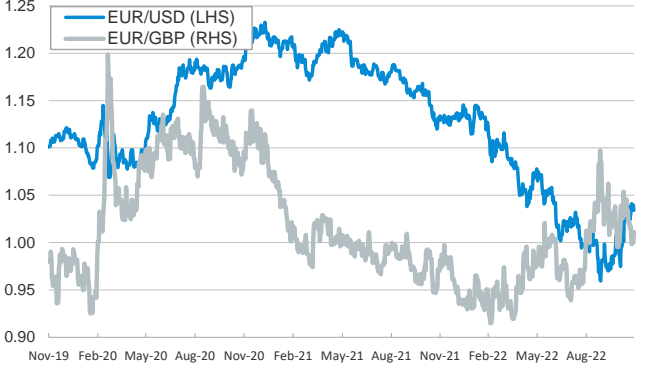
Risk Premium on 10-year debt: Italy, Spain, and Portugal

(basis points)



Exchange rate: Advanced-economy currencies

(Dollars per euro)



(GBP per euro)

Exchange rate: Emerging economies Index

Index (100=Three years ago)



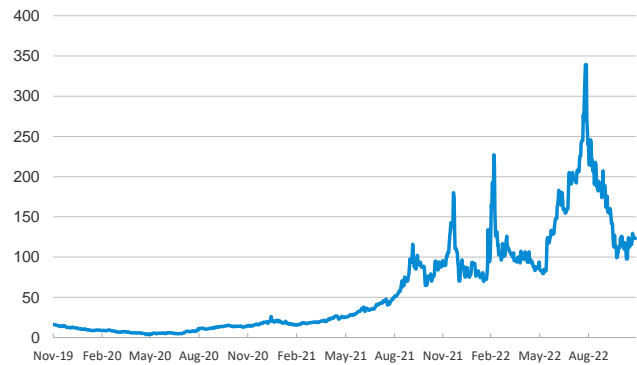
Brent oil price

(US\$/barrel)



Dutch TTF Natural gas price

(€/MWh)



Notice regarding publication of the CaixaBank "Daily Report".

The "Daily Report" is a publication by CaixaBank Research that contains information and opinions from sources considered to be reliable. This document is for informative purposes only and CaixaBank is not liable in any way for any use made thereof. The opinions and estimates are those of the CaixaBank Research and are liable to change without prior notice.