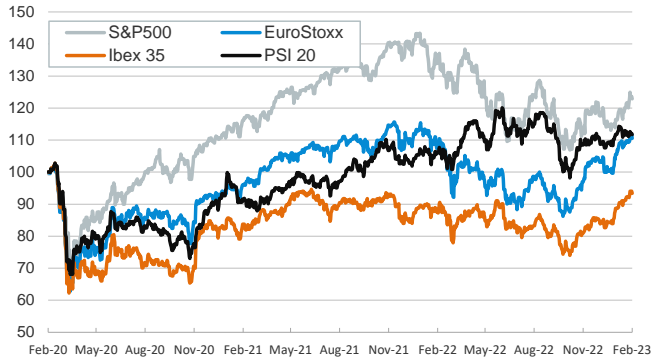


- ▶ In the beginning of the week, investors continued to digest the US employment figures report released on Friday, which suggested that the tightness in the labor market is far from moderating at the pace the Fed would like to see.
- ▶ In this sense, Atlanta's Fed Chairman, Raphael Bostic, said that the Fed is indeed likely to raise rates higher as a result of the upside surprise in the labor market. By contrast, in the euro area, ECB member Ignazio Visco warned about the risks that a rapid pace of tightening could have on the economy. Today, Jerome Powell is due to give a speech.
- ▶ In this context, yields on sovereign bonds continued to rise in both sides of the Atlantic and equities declines in most trading floors. In FX markets, the US dollar strengthened against most advanced and emerging economies' currencies and the euro fluctuated below \$1.08.
- ▶ Today, December industrial production data for Spain will be released.

Interest Rates (%)	2/6	2/3	Daily Change (bp)	Weekly Change (bp)	YTD (bp)	YoY Change (bp)
Euro area						
ECB - Official Interest Rate (Refi)	3.00	3.00	0	50	50	300
€STR	1.90	1.90	0	0	1	248
Swap €STR (10Y)	2.63	2.52	11	0	-31	214
3 months (Euribor)	2.57	2.55	2	8	43	310
12 months (Euribor)	3.40	3.37	3	3	11	371
Germany - 2-Year Bond	2.62	2.55	8	-5	-4	291
Germany - 10-Year Bond	2.30	2.19	10	-2	-14	207
France - 10-Year Bond	2.75	2.64	11	-4	-21	208
Spain - 10-Year Bond	3.23	3.12	11	-9	-29	215
Portugal - 10-Year Bond	3.14	3.04	10	-9	-30	213
Italy - 10-Year Bond	4.15	4.02	13	-4	-36	237
Risk premium - Spain (10Y)	93	93	1	-7	-15	8
Risk premium - Portugal (10Y)	84	84	0	-7	-16	6
Risk premium - Italy (10Y)	186	183	3	-1	-21	31
US						
Fed - Upper Bound	4.75	4.75	0	25	25	450
Fed Funds Rate Future (Dec.-23)	4.86	4.70	17	27	22	296
3 months (Libor)	4.83	4.83	0	2	6	447
12 months (Libor)	5.25	5.25	0	-8	-23	416
2-Year Bond	4.47	4.29	18	24	4	318
10-Year Bond	3.64	3.52	12	10	-23	172
Stock Markets						
	2/6	2/3	Daily Change (%)	Weekly Change (%)	YTD (%)	YoY Change (%)
CaixaBank	3.96	3.87	2.4	-1.8	8.0	23.0
Ibex 35	9159	9226	-0.7	1.2	11.3	7.0
PSI 20	5907	5924	-0.3	0.5	3.2	5.4
MIB	27022	26951	0.3	2.6	14.0	2.6
DAX	15346	15476	-0.8	1.5	10.2	0.9
CAC 40	7137	7234	-1.3	0.8	10.2	1.8
Eurostoxx50	4205	4258	-1.2	1.1	10.9	2.1
FTSE 100	7837	7902	-0.8	0.7	5.2	3.5
S&P 500	4111	4136	-0.6	2.3	7.1	-8.3
Nasdaq	11887	12007	-1.0	4.3	13.6	-15.2
Nikkei 225	27694	27509	0.7	0.9	6.1	1.6
MSCI Emerging Index	1014	1039	-2.3	-2.8	6.1	-16.8
MSCI Emerging Asia	550	565	-2.6	-2.9	7.0	-15.4
MSCI Emerging Latin America	2221	2255	-1.5	-4.3	4.4	-2.9
Shanghai	3239	3263	-0.8	-0.9	4.8	-5.6
VIX Index	19.43	18.33	6.0	-2.6	-10.3	-15.0
Currencies						
	2/6	2/3	Daily Change (%)	Weekly Change (%)	YTD (%)	YoY Change (%)
EUR/USD	1.073	1.080	-0.6	-1.2	0.2	-6.3
EUR/GBP	0.89	0.90	-0.4	1.6	0.8	5.6
EUR/CHF	1.00	1.00	-0.4	-0.8	0.6	-5.8
USD/JPY	132.66	131.19	1.1	1.7	1.2	15.3
USD/CNY	6.80	6.80	0.0	0.7	-1.5	6.8
Commodities						
	2/6	2/3	Daily Change (%)	Weekly Change (%)	YTD (%)	YoY Change (%)
Global Commodities Index	106.7	107.1	-0.4	-3.7	-5.4	-2.5
Brent (US\$/barrel)	81.0	79.9	1.3	-4.6	-5.7	-12.6
TTF Natural Gas-1M Future (€/MWh)	58.1	57.9	0.4	5.4	-23.9	-27.0
TTF Natural Gas-Dec.-23 Future (€/MWh)	68.5	69.2	-1.0	1.9	-18.7	45.7
Gold (US\$/ounce)	1867.5	1865.0	0.1	-2.9	2.4	2.6

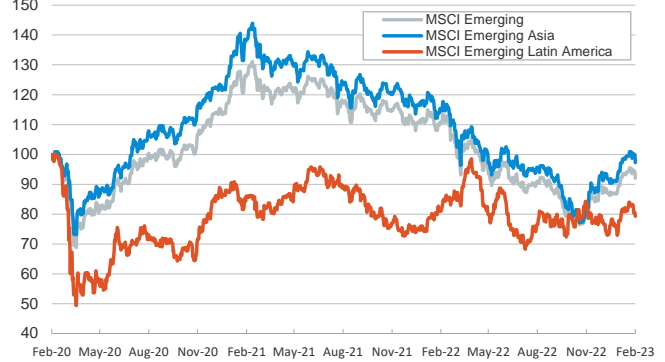
Main advanced stock markets

Index (100=Three years ago)



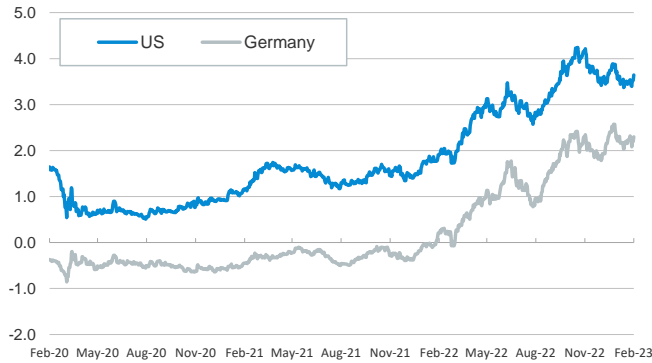
Emerging economies stock markets

Index (100=Three years ago)



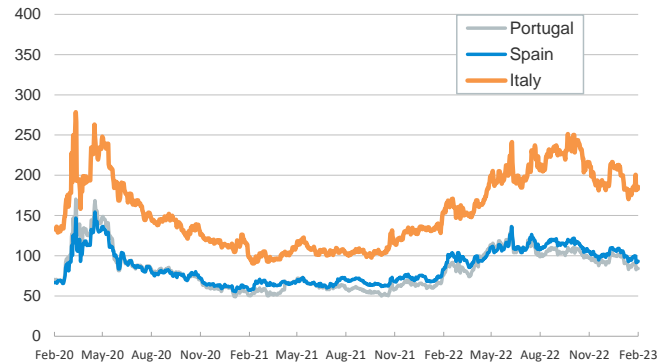
Yield on 10-year public debt: U.S. and Germany

(%)



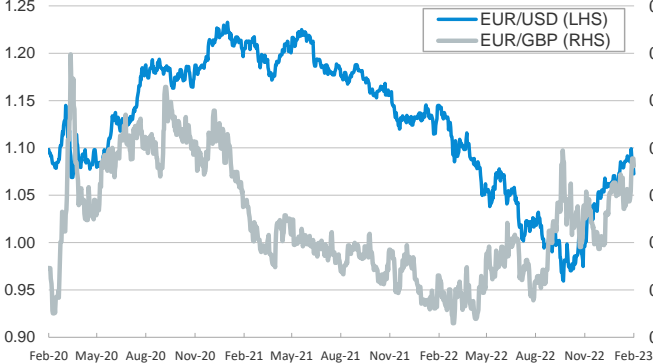
Risk Premium on 10-year debt: Italy, Spain, and Portugal

(basis points)



Exchange rate: Advanced-economy currencies

(Dollars per euro)



Exchange rate: Emerging economies Index

Index (100=Three years ago)



Brent oil price

(US\$/barrel)



Dutch TTF Natural gas price

(€/MWh)



Notice regarding publication of the CaixaBank "Daily Report".

The "Daily Report" is a publication by CaixaBank Research that contains information and opinions from sources considered to be reliable. This document is for informative purposes only and CaixaBank is not liable in any way for any use made thereof. The opinions and estimates are those of the CaixaBank Research and are liable to change without prior notice.