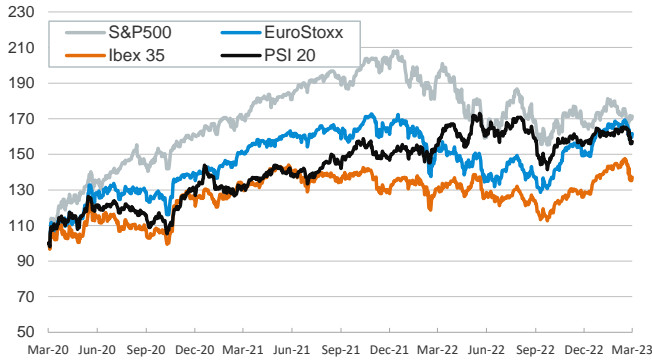


- ▶ On Monday, volatility continued to dominate financial markets. While the session started with losses in stock indices and sharp declines in sovereign yields, sentiment improved throughout the day following the communication by some ECB officials. Equities closed higher and yields on sovereign bonds rose in the US and were mixed in the euro area.
- ▶ To calm financial markets, the ECB released a statement noting that the procedures of the UBS-Credit Suisse operation are idiosyncratic, not a footprint for the euro area, as AT1 notes should only bear losses after equity.
- ▶ On monetary policy, Christine Lagarde said that current financial market turmoil is not necessarily at odds with fighting inflation, as it can dampen demand through discouraging lending and cooling down economic activity. Other GC members Kazaks and Stournaras voiced opposed views on the interest rate path ahead.
- ▶ Today the focus will be on March's ZEW expectation index for Germany.

Interest Rates (%)	3/20	3/17	Daily Change (bp)	Weekly Change (bp)	YTD (bp)	YoY Change (bp)
Euro area						
ECB - Official Interest Rate (Refi)	3.50	3.50	0	50	100	350
€STR	2.40	2.40	0	0	51	297
Swap €STR (10Y)	2.62	2.61	1	-8	-31	200
3 months (Euribor)	2.89	2.75	14	-6	76	342
12 months (Euribor)	3.40	3.38	2	-46	10	374
Germany - 2-Year Bond	2.36	2.39	-3	-33	-30	274
Germany - 10-Year Bond	2.13	2.11	2	-13	-31	189
France - 10-Year Bond	2.66	2.68	-1	-13	-30	196
Spain - 10-Year Bond	3.20	3.23	-3	-17	-32	198
Portugal - 10-Year Bond	3.01	3.03	-2	-19	-42	191
Italy - 10-Year Bond	3.98	4.05	-7	-19	-53	215
Risk premium - Spain (10Y)	107	112	-5	-4	-1	9
Risk premium - Portugal (10Y)	89	93	-4	-5	-11	2
Risk premium - Italy (10Y)	186	194	-8	-6	-21	26
US						
Fed - Upper Bound	4.75	4.75	0	0	25	450
Fed Funds Rate Future (Dec.-23)	4.01	3.88	13	5	-64	181
3 months (Libor)	4.95	5.00	-5	8	18	443
12 months (Libor)	4.70	5.03	-33	-44	-78	337
2-Year Bond	3.98	3.84	14	0	-45	241
10-Year Bond	3.48	3.43	5	-9	-39	152
Stock Markets						
	3/20	3/17	Daily Change (%)	Weekly Change (%)	YTD (%)	YoY Change (%)
CaixaBank	3.62	3.51	3.2	-3.2	-1.4	19.6
Ibex 35	8833	8719	1.3	-1.4	7.3	4.1
PSI 20	5769	5724	0.8	-2.1	0.8	5.0
MIB	25900	25495	1.6	-1.1	9.2	0.5
DAX	14933	14768	1.1	-0.2	7.3	2.5
CAC 40	7013	6925	1.3	0.0	8.3	3.9
Eurostoxx50	4119	4065	1.3	0.6	8.6	3.7
FTSE 100	7404	7335	0.9	-1.9	-0.6	-1.1
S&P 500	3952	3917	0.9	2.5	2.9	-9.9
Nasdaq	11676	11631	0.4	4.3	11.6	-14.7
Nikkei 225	26946	27334	-1.4	-3.2	3.3	1.8
MSCI Emerging Index	943	952	-0.9	-1.9	-1.4	-19.5
MSCI Emerging Asia	511	518	-1.3	-1.7	-0.5	-18.2
MSCI Emerging Latin America	2077	2071	0.3	-3.0	-2.4	-12.6
Shanghai	3235	3251	-0.5	-1.0	4.7	-6.3
VIX Index	24.15	25.51	-5.3	-8.9	11.4	-12.5
Currencies						
	3/20	3/17	Daily Change (%)	Weekly Change (%)	YTD (%)	YoY Change (%)
EUR/USD	1.072	1.067	0.5	-0.1	0.1	-4.9
EUR/GBP	0.87	0.88	-0.3	-0.9	-1.4	3.9
EUR/CHF	1.00	0.99	0.9	1.8	0.7	-4.5
USD/JPY	131.32	131.85	-0.4	-1.4	0.2	13.6
USD/CNY	6.88	6.89	-0.1	0.4	-0.3	8.9
Commodities						
	3/20	3/17	Daily Change (%)	Weekly Change (%)	YTD (%)	YoY Change (%)
Global Commodities Index	102.6	102.6	0.0	-2.4	-9.1	-8.7
Brent (US\$/barrel)	73.8	73.0	1.1	-8.6	-14.1	-31.6
TTF Natural Gas-1M Future (€/MWh)	39.3	42.9	-8.2	-20.7	-48.5	-62.6
TTF Natural Gas-Dec.-23 Future (€/MWh)	49.4	52.4	-5.7	-15.1	-41.3	-7.4
Gold (US\$/ounce)	1978.8	1989.3	-0.5	3.4	8.5	4.7

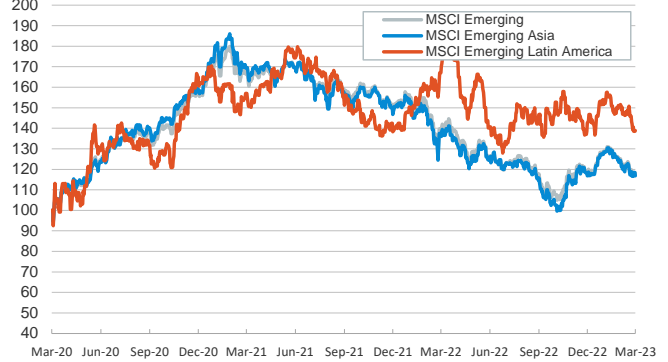
Main advanced stock markets

Index (100=Three years ago)



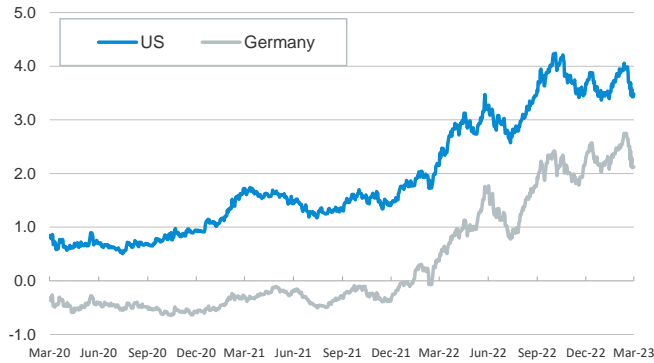
Emerging economies stock markets

Index (100=Three years ago)



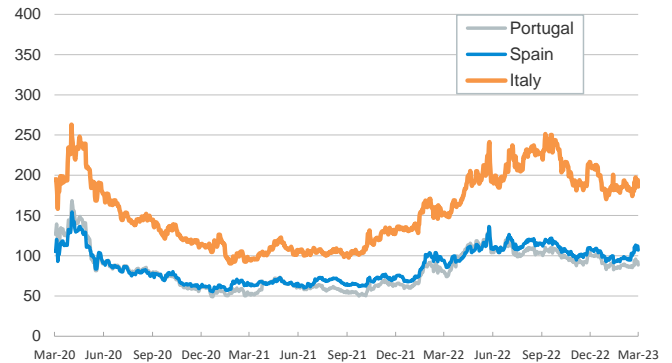
Yield on 10-year public debt: U.S. and Germany

(%)



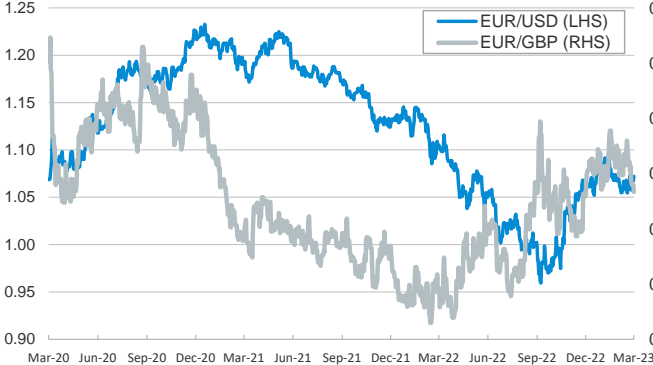
Risk Premium on 10-year debt: Italy, Spain, and Portugal

(basis points)



Exchange rate: Advanced-economy currencies

(Dollars per euro)



Exchange rate: Emerging economies Index

Index (100=Three years ago)



Brent oil price

(US\$/barrel)



Dutch TTF Natural gas price

(€/MWh)



Notice regarding publication of the CaixaBank "Daily Report".

The "Daily Report" is a publication by CaixaBank Research that contains information and opinions from sources considered to be reliable. This document is for informative purposes only and CaixaBank is not liable in any way for any use made thereof. The opinions and estimates are those of the CaixaBank Research and are liable to change without prior notice.