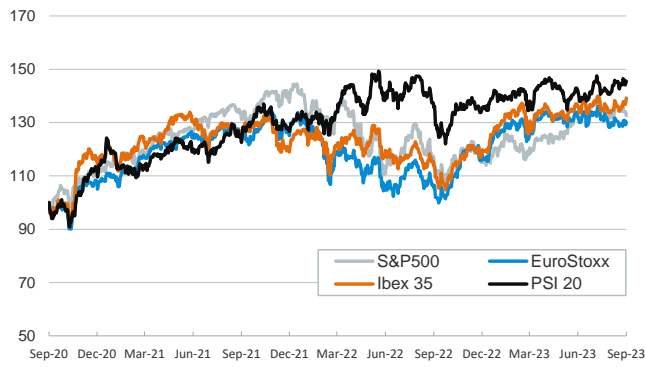


- ▶ The Fed delivered a hawkish pause yesterday, leaving interest rates unchanged but acknowledging a strong US economy. The dot-plot projects a tighter policy through 2024 and 2025, consistent with rates higher for longer. US stock indices fell and US Treasury yields rose on the news, with the yield curve flattening, while the USD appreciated.
- ▶ Ahead of the FOMC and Powell's speech, the European market saw sovereign bond yields fall and major stock indices rise, boosted by encouraging disinflation signals on the continent from a sharp fall in the German PPI and a strong downward surprise in UK CPI. With regards to the latter, the BoE is due to announce its policy decision today.
- ▶ In the commodities market, crude oil fell on the back of the Fed's hawkish stance going forward, which masked supply concerns despite a draw in US inventories. The European natural gas benchmark TTF, for its part, fell on the longer-dates future references, on the news that supply risks in Norway and Australia may be easing.

Interest Rates (%)	9/20	9/19	Daily Change (bp)	Weekly Change (bp)	YTD (bp)	YoY Change (bp)
Euro area						
ECB - Official Interest Rate (Refi)	4.50	4.50	0	25	200	325
€STR	3.90	3.65	25	25	201	324
Swap €STR (10Y)	3.05	3.08	-3	4	11	66
3 months (Euribor)	3.93	3.93	0	9	180	283
12 months (Euribor)	4.22	4.22	1	11	93	188
Germany - 2-Year Bond	3.26	3.29	-3	9	60	155
Germany - 10-Year Bond	2.70	2.74	-4	5	26	78
France - 10-Year Bond	3.23	3.28	-4	4	27	76
Spain - 10-Year Bond	3.75	3.80	-5	3	23	68
Portugal - 10-Year Bond	3.43	3.47	-4	2	-1	47
Italy - 10-Year Bond	4.45	4.51	-7	0	-6	26
Risk premium - Spain (10Y)	105	106	-1	-2	-3	-10
Risk premium - Portugal (10Y)	72	73	-1	-3	-27	-31
Risk premium - Italy (10Y)	175	178	-3	-5	-33	-51
US						
Fed - Upper Bound	5.50	5.50	0	0	100	300
Fed Funds Rate Future (Dec.-23)	5.43	5.43	0	-2	79	132
3 months (SOFR)	5.40	5.40	0	-1	81	191
12 months (SOFR)	5.46	5.45	1	3	59	125
2-Year Bond	5.18	5.09	9	21	75	121
10-Year Bond	4.41	4.36	5	16	54	85
Stock Markets						
	9/20	9/19	Daily Change (%)	Weekly Change (%)	YTD (%)	YoY Change (%)
CaixaBank	3.61	3.58	1.0	2.0	-1.6	1.2
Ibex 35	9646	9527	1.2	2.4	17.2	22.5
PSI 20	6188	6155	0.5	0.9	8.1	7.2
MIB	29229	28758	1.6	2.6	23.3	34.2
DAX	15782	15664	0.7	0.8	13.3	24.6
CAC 40	7331	7282	0.7	1.5	13.2	22.6
Eurostoxx50	4276	4243	0.8	1.2	12.7	23.3
S&P 500	4402	4444	-0.9	-1.5	14.7	14.2
Nasdaq	13469	13678	-1.5	-2.5	28.7	17.9
Nikkei 225	33024	33243	-0.7	1.0	26.6	19.3
MSCI Emerging Index	971	975	-0.4	-0.4	1.5	2.6
MSCI Emerging Asia	518	522	-0.7	-0.7	0.9	2.4
MSCI Emerging Latin America	2413	2396	0.7	1.9	13.4	10.0
Shanghai	3109	3125	-0.5	-0.5	0.6	-0.4
VIX Index	15.14	14.11	7.3	12.3	-30.1	-44.3
Currencies						
	9/20	9/19	Daily Change (%)	Weekly Change (%)	YTD (%)	YoY Change (%)
EUR/USD	1.066	1.068	-0.2	-0.6	-0.4	6.9
EUR/GBP	0.86	0.86	0.2	0.5	-2.5	-1.4
EUR/CHF	0.96	0.96	-0.1	-0.1	-3.2	-0.3
USD/JPY	148.34	147.86	0.3	0.6	13.1	3.2
USD/CNY	7.29	7.30	-0.2	0.2	5.6	3.8
Commodities						
	9/20	9/19	Daily Change (%)	Weekly Change (%)	YTD (%)	YoY Change (%)
Global Commodities Index	107.2	107.5	-0.2	0.3	-4.9	-8.6
Brent (US\$/barrel)	93.5	94.3	-0.9	1.8	8.9	3.2
TTF Natural Gas-1M Future (€/MWh)	37.3	36.8	1.4	1.3	-51.1	-80.8
TTF Natural Gas-Dec.-23 Future (€/MWh)	48.0	49.1	-2.4	-6.1	-43.0	-72.7
Gold (US\$/ounce)	1930.3	1931.4	-0.1	1.2	5.8	15.9

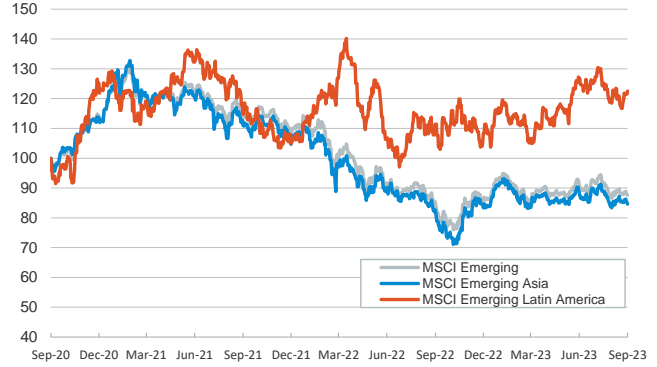
Main advanced stock markets

Index (100=Three years ago)



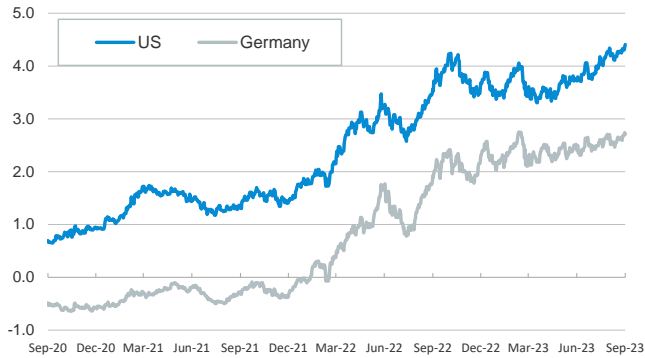
Emerging economies stock markets

Index (100=Three years ago)



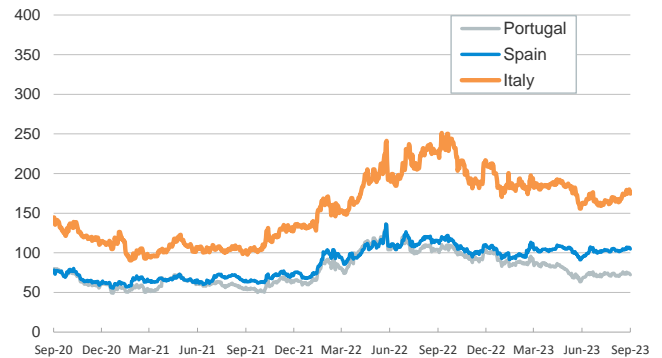
Yield on 10-year public debt: U.S. and Germany

(%)



Risk Premium on 10-year debt: Italy, Spain, and Portugal

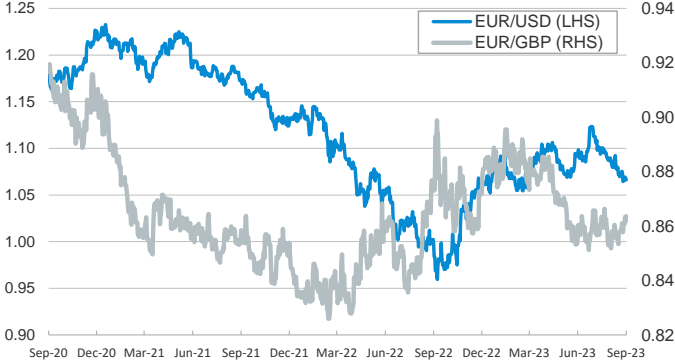
(basis points)



Exchange rate: Advanced-economy currencies

(Dollars per euro)

(GBP per euro)



Exchange rate: Emerging economies Index

Index (100=Three years ago)



Brent oil price

(US\$/barrel)



Dutch TTF Natural gas price

(€/MWh)



Notice regarding publication of the CaixaBank "Daily Report".

The "Daily Report" is a publication by CaixaBank Research that contains information and opinions from sources considered to be reliable. This document is for informative purposes only and CaixaBank is not liable in any way for any use made thereof. The opinions and estimates are those of the CaixaBank Research and are liable to change without prior notice.